

**PA-41 SCHEDULE DD**  
Distribution Deductions

2204410050

PA-41 DD 05-22 (F)  
PA Department of Revenue

**2022**

OFFICIAL USE ONLY

Name as shown on PA-41

Federal EIN or Decedent's SSN

	Column A	Column B
1. Total income from Line 7, PA-41. (See PA-41 Schedule DD instructions for nonresident estates or trusts).	1a	1b
2. Income included in Line 1 above, but not distributable/distributed under state law or the governing instrument.	2a	2b
3. Taxable income available for distribution. Subtract Line 2 from Line 1.	3a	3b
4. Total distributable/distributed nontaxable income.	4a	
5. All income available for distribution. Add Lines 3a and 4a.	5a	
6. Line 3a ÷ Line 5a.	6a	%
7. Line 3b ÷ Line 5a.		7b %
8. Total required to be distributed.	8a	
9. See Instructions.	9a	
10. Total distributable currently. Subtract Line 9a from Line 8a.	10a	
11. Total cash distributed.	11a	
12. Total property distributed.	12a	
13. Total distributable/distributed. Add Lines 10a, 11a and 12a.	13a	
14a. Line 6a X Line 13a.	14a	
14b. Line 7b X Line 13a.		14b
15. Deduction for distribution. See PA-41 Schedule DD instructions.	15	
16. Charitable distribution deduction. See PA-41 Schedule DD instructions.	16	
17. Nonresident estate or trust with resident beneficiary adjustment. See PA-41 Schedule DD instructions.	17	
18. Total deduction from PA Schedule DD. Add Lines 15, 16 and 17. Enter here and on Line 8 of PA-41.	18	



2204410050

2204410050



# Instructions for PA-41 Schedule DD

Distribution Deductions

PA-41 DD IN 05-22

## GENERAL INFORMATION

### PURPOSE OF SCHEDULE

PA-41 Schedule DD is used to provide information regarding the distributed/distributable income to beneficiaries. If the estate or trust has no distributions or is not distributing its income, the estate or trust is not required to complete PA-41 Schedule DD.

An estate or trust must report its income in certain circumstances as if it were a both a resident estate or trust and a nonresident estate or trust.


Column A is used for the calculation as a resident estate or trust including all income from all sources.

Column A is also used to calculate the income for a nonresident estate or trust as if it were a resident estate or trust when the estate or trust has resident beneficiaries.

Column B is for the calculation as a nonresident estate or trust including income only from Pennsylvania sources.

Column B is also used to calculate the income for a resident estate or trust when an estate or trust has other estate or trust or partnership, limited liability company or PA S corporation beneficiaries.

This is necessary in order to provide information concerning income that may be taxable to Pennsylvania and for showing income allocable to both resident and nonresident beneficiaries.

 **CAUTION:** A taxable bankruptcy estate cannot distribute any of its income to beneficiaries. Do not complete PA-41 Schedule DD for a taxable bankruptcy estate.


## FORM INSTRUCTIONS

### NAME

Enter the complete name of the estate or trust as shown on the PA-41, Fiduciary Income Tax Return.

### FEIN OR DECEDENT'S SSN

Enter the nine-digit federal employer identification number (FEIN) of the estate or trust or the decedent's Social Security number as shown on the PA-41, Fiduciary Income Tax Return.

 **TIP** An estate with a FEIN should not use the decedent's Social Security number.

## LINE INSTRUCTIONS

### LINE 1


#### WHEN TO COMPLETE COLUMNS A AND B

Column A is used to provide information regarding distributions to the estate or trust beneficiaries and must be completed in all circumstances except whenever the estate or trust:

- Is a nonresident estate or trust with no income from Pennsylvania sources and all beneficiaries are nonresident individuals; or
- The estate is a bankruptcy estate.

Column B is used to provide information to certain types of beneficiaries and may not be required to be completed in all circumstances. However, Column B must be completed whenever the estate or trust:

- Is a nonresident estate or trust with income from Pennsylvania sources;
- Is a nonresident estate or trust with one or more Pennsylvania resident beneficiaries;
- Is a resident estate or trust with one or more nonresident beneficiaries; or
- Is a resident estate or trust with one or more estate or trust, partnership, limited liability company, and/or PA S corporation beneficiaries.

 **TIP** If the estate or trust is a resident estate or trust and all the beneficiaries are individuals who are residents of Pennsylvania, only Column A must be completed.

#### TOTAL INCOME FROM LINE 7 OF THE PA-41 FIDUCIARY INCOME TAX RETURN

##### COLUMN A – LINE 1A

Enter in Column A, Line 1a the income reported as if this were a resident estate or trust.

##### RESIDENT ESTATES AND TRUSTS

If this is a resident estate or trust, enter the amount from the PA-41, Fiduciary Income Tax Return, Line 7.

##### NONRESIDENT ESTATES AND TRUSTS WITH RESIDENT BENEFICIARIES

If this is a nonresident estate or trust, a separate calculation of the income must be made to report all the income from all sources as if this were a resident estate or trust.

**COLUMN B – LINE 1B**

Enter in Column B, Line 1b the amount of Pennsylvania taxable income reported as if this were a nonresident estate or trust.

If this is a nonresident estate or trust with no resident beneficiary, enter the amount from the PA-41, Fiduciary Income Tax Return, Line 7.

If this is a resident estate or trust without a resident beneficiary, a nonresident estate or trust with a resident beneficiary, a nonresident estate or trust with PA-source income distributed to a nonresident beneficiary or a resident or nonresident estate or trust with another estate or trust, partnership, limited liability company and/or PA S corporation (entity) as a beneficiary, a separate calculation of income must be made to include only the taxable income from Pennsylvania sources.

Use PA-41 Schedule N, Part 1 to calculate the total taxable income from Pennsylvania sources. Enter the amount from PA-41 Schedule N, Part 1, Line 6 as the total Pennsylvania-source income.

If this income is derived solely from interest, dividends, and/or the sale, exchange or disposition of intangible property (stocks, bonds, business interests, etc.), this figure will be zero.

**LINE 2****INCOME INCLUDED IN LINE 1 ABOVE BUT NOT DISTRIBUTABLE/DISTRIBUTED UNDER STATE LAW OR THE GOVERNING INSTRUMENT****COLUMN A – LINE 2A**

Enter in Column A, Line 2a the dollar amount of gross income which, pursuant to the terms of the governing instrument or under applicable law, is unconditionally required to be either (1) retained, accumulated or set aside for future distribution or disbursement, or (2) currently applied to discharge, satisfy or reduce any person's legal obligations.

Also included in this line are any amounts that are permanently set aside for future distribution to a purely religious, charitable, scientific, literary, or educational organization. This would include those amounts shown on Line 16 of this schedule.

**COLUMN B – LINE 2B**

Enter in Column B, Line 2b the dollar amounts of gross income allocable to Pennsylvania, which, pursuant to the terms of the governing instrument or under applicable law is unconditionally required to be either (1) retained, accumulated or set aside for future distribution or disbursement, or (2) currently applied to discharge, satisfy or reduce any person's legal obligations.

Also included in this line are any amounts that are permanently set aside for future distribution to a purely religious, charitable, scientific, literary or educational

organization. This would include the Pennsylvania-source portion of those amounts shown on Line 16 of this schedule.

**LINE 3****TAXABLE INCOME AVAILABLE FOR DISTRIBUTION****COLUMN A – LINE 3A**

Enter in Column A, Line 3a the amount obtained by subtracting Line 2a from Line 1a to arrive at the taxable income to be distributed.

**COLUMN B – LINE 3B**

Enter in Column B, Line 3b the amount obtained by subtracting Line 2b from Line 1b to arrive at the Pennsylvania taxable income to be distributed.

**LINE 4****TOTAL DISTRIBUTABLE/DISTRIBUTED NONTAXABLE INCOME****COLUMN A – LINE 4A**

Enter the amount of nontaxable gross receipts for the taxable year that are both:

- Not required under laws applicable to the administration of estates or trusts or the governing instrument to be retained for future distribution or disbursement or to be currently applied to discharge, satisfy or reduce any person's legal obligations; and
- Derived from the ownership or disposition of an obligation issued by the federal government, Pennsylvania or their instrumentalities or life insurance, annuity and endowment contracts.

**LINE 5****ALL INCOME AVAILABLE FOR DISTRIBUTIONS****COLUMN A – LINE 5A**

Add the amounts on Lines 3a and 4a. This amount represents the total income available for distribution from both taxable and nontaxable sources.

**LINE 6****LINE 3A ÷ LINE 5A****COLUMN A – LINE 6A**

Divide the amount on Line 3a by the amount on Line 5a to determine the percentage. Calculated to four decimal places, \_\_\_ . \_\_\_ \_\_\_ percent of the total taxable income (Line 3a) available for distribution compared to the total income available for distribution (Line 5a).

If Lines 3a and 5a are the same, this line will be 100 percent.

**Example.** Percentage conversion. 0.755555 = 75.5555 percent

**LINE 7****LINE 3B ÷ LINE 5A****COLUMN B – LINE 7B**

Divide the amount on Line 3b by the amount on Line 5a to determine the percentage. Calculated to four decimal places,       .             percent of the total Pennsylvania-source taxable income (Line 3b) available for distribution compared to the total income available for distribution (Line 5a).

If Line 3b is zero, the percentage will also be 0 percent.

**TIP** If you are filing for an estate, enter zero on Lines 8a, 9a, and 10a, and proceed to Line 11a.

**LINE 8****TOTAL REQUIRED TO BE DISTRIBUTED****COLUMN A – LINE 8A**

For a trust, enter the total of all amounts, whether taxable or not and whether from income or corpus or not, which are specifically required under the governing instrument to be distributed during the taxable year, whether actually distributed or not.

For resident trusts with no resident beneficiaries or nonresident trusts with resident beneficiaries, enter the amounts as if any nonresident beneficiaries are resident beneficiaries.

**LINE 9****COLUMN A - LINE 9A**

For a trust, enter the amount of income specifically required under the governing instrument to be distributed during the taxable year that has been actually distributed, and/or the amounts that have or have not been actually distributed, but, under the governing instrument, are to be paid exclusively out of corpus.

**TIP** In most cases, the difference in amounts reported on Lines 8a and 9a will be the difference between the amount of total income required to be distributed and the amount of income actually distributed (as included in both lines is the amount of corpus required to be distributed). As Line 9a also includes the amount of corpus actually distributed, the difference on Line 10a may result in a negative number (in some cases) when the amount of corpus actually distributed is more than the amount of corpus required to be distributed.

**LINE 10****TOTAL DISTRIBUTABLE CURRENTLY****COLUMN A – LINE 10A**

Subtract the amount on Line 9a from the amount on Line 8a to determine the total amount of undistributed income that the trust must distribute currently.

**LINE 11****TOTAL CASH DISTRIBUTED****COLUMN A – LINE 11A**

Estates or trusts should enter the total dollar amount of cash distributions made to beneficiaries during the taxable year.

Do not include amounts properly paid out of corpus as gifts or bequests of specific sums of money or amounts that were required to be distributed in any prior taxable year, but were not.

**LINE 12****TOTAL PROPERTY DISTRIBUTED****COLUMN A – LINE 12A**

Estates or trusts should enter the total market value of property distributions made to beneficiaries during the taxable year.

Do not include property distributed in-kind as a gift or bequest of specific property.

**LINE 13****TOTAL DISTRIBUTABLE/DISTRIBUTED****COLUMN A – LINE 13A**

Add Lines 10a, 11a and 12a to arrive at the total amount distributed/distributable by the estate or trust.

**LINE 14a****LINE 6A X LINE 13A****COLUMN A - LINE 14A**

Enter in Column A, Line 14a the product of multiplying Line 13a, the amount distributed/distributable, by the percentage on Line 6a.

This is the amount of the total amount distributed/distributable that is allocable to taxable income.

**LINE 14b****LINE 7B X LINE 13A****COLUMN B – LINE 14B**

Enter in Column B, Line 14b the product of multiplying Line 13a, the amount distributed/distributable, by the percentage on Line 7b.

This is the amount of the total amount distributed/distributable that is allocable to Pennsylvania-source taxable income.

**LINE 15****RESIDENT ESTATES AND TRUSTS AND NONRESIDENT ESTATES AND TRUSTS WITH RESIDENT BENEFICIARIES**

Resident estates and trusts and nonresident estates and trusts with resident beneficiaries should enter the lesser of

Line 3a, the total taxable income to be distributed, or Line 14a, the amount of allocated total income actually distributed/distributable.

If all the beneficiaries are resident beneficiaries, the amounts shown on all PA-41 Schedules RK-1, Line 6, should total to equal the amount shown on Line 15 of PA Schedule DD.

If all the beneficiaries are individuals and there are resident and nonresident beneficiaries, the amount reported on Line 15 of PA Schedule DD will be as if all the beneficiaries who received distributions were PA residents. The amount reported on PA-41 Schedules RK-1 Line 6 for each resident beneficiary will be determined based upon the lesser of a beneficiary's actual percentage of income distributed or the actual amount distributed for each resident beneficiary. The amount reported on PA-41 Schedule NRK-1 Line 4 for each nonresident beneficiary will be determined based upon the lesser of a beneficiary's actual percentage of PA-source income distributed or the actual amount of PA-source income distributed for each nonresident beneficiary.

If there are resident and nonresident beneficiaries who are individuals as well as estates, trusts, partnerships and/or S corporations (entities), the amounts reported on Line 15 of PA Schedule DD will also be as if all beneficiaries who received distributions were PA resident beneficiaries. The amount reported on PA-41 Schedules RK-1 Line 6 for each resident individual and each entity beneficiary will be determined based upon the lesser of a beneficiary's actual percentage of income distributed or the actual amount distributed for each resident individual beneficiary and each entity beneficiary. The amount reported on PA-41 Schedule NRK-1 Line 4 for each nonresident individual beneficiary and each entity beneficiary will be determined based upon the lesser of each nonresident individual and entity beneficiary's actual percentage of PA-source income distributed or the actual amount of PA-source income distributed for each nonresident individual and entity beneficiary.

#### **RESIDENT ESTATES AND TRUSTS ONLY**

If all the beneficiaries are nonresident individual or entity beneficiaries, the amount reported on Line 15 of PA Schedule DD will be as if all the beneficiaries who received distributions were PA resident individuals or entities. The amount reported on PA-41 Schedule NRK-1 Line 4 for each nonresident individual beneficiary and each entity beneficiary will be determined based upon the lesser of each nonresident individual and entity beneficiary's actual percentage of PA-source income distributed or the actual amount of PA-source income distributed for each nonresident individual and entity beneficiary.

#### **NONRESIDENT ESTATES AND TRUSTS WITH NONRESIDENT INDIVIDUAL BENEFICIARIES ONLY**

If all the beneficiaries are nonresident individual or entity beneficiaries, the amount reported on Line 15 of PA Schedule DD will be the lesser of Line 3b, the total income


allocable to Pennsylvania sources to be distributed, or Line 14b, the amount of allocated Pennsylvania-source income actually distributed. The amounts reported on PA-41 Schedule NRK-1 Line 4, should total to equal the amount shown on Line 15 of PA Schedule DD.

## **LINE 16**

### **CHARITABLE DISTRIBUTION DEDUCTION**

Resident estates or trusts should enter the amount of taxable income included in PA-41 Schedule DD, Line 2a, for which a charitable distribution deduction is allowed.

Nonresident estates or trusts should enter the amount of Pennsylvania-source taxable income included in PA-41 Schedule DD, Line 2b for which a charitable distribution deduction is allowed.

 **CAUTION:** This deduction is only allowed if the governing instrument requires that all or a part of the income is set aside for a purely religious, charitable, scientific, literary or educational organization, and this amount cannot be set aside to benefit a taxable beneficiary.

For example, if there is a possibility that the amount may be used to make up part of a payment of a guaranteed amount to a taxable beneficiary, this amount may not be deducted.

An estate or trust qualifies for a charitable distribution deduction if it is unconditionally required under applicable law, or its governing instrument, to retain and permanently set aside all or a determinable part of its retained total income for the taxable year exclusively for the benefit of a purely religious, charitable, scientific, literary, or educational organization.

This line contains only the portion of the income from Line 2a, 2b, or both, that satisfies the conditions in the preceding sentence. No amount included on Line 2a or 2b of PA-41 Schedule DD will be considered permanently set aside or used exclusively for the benefit of such organizations unless, under applicable law or the terms of the estate or trust's governing instrument and the circumstances of the particular case, the possibility that the amount set aside or to be used will not be disbursed, distributed or used for the benefit of such an organization is so remote as to be negligible.

**Example.** Where there is a possibility of the invasion of corpus of a charitable remainder trust in order to makepayment of the annuity amount or unitrust amount, the estate or trust may not take a deduction.

### **CALCULATION OF CHARITABLE DISTRIBUTION DEDUCTION**

If applicable law or governing instrument specifically provides the source from which the estate or trust shall set aside proceeds or receipts exclusively for charity, the amount of the charitable deduction is the amount that would be properly reported on PA-41 Schedule DD, Line 1a or PA-41 Schedule DD, Line 1b in the case of a nonresident estate

or trust, where such receipts or proceeds are the only items of income for the year.

Otherwise, the charitable deduction is that portion of the amount reported on PA-41 Schedule DD, Line 2a or PA-41 Schedule DD, Line 2b in the case of a nonresident estate or trust, which the amount actually retained, accumulated, and set aside for the taxable year exclusively for the benefit charity bears to the total amount actually retained, accumulated, and set aside for the taxable year.

**LINE 18**

**TOTAL DEDUCTION FROM PA SCHEDULE DD**

Add Lines 15, 16 and 17. Enter the result here and on PA-41, Fiduciary Income Tax Return, Line 8.

**LINE 17**

**NONRESIDENT ESTATE OR TRUST WITH RESIDENT BENEFICIARY ADJUSTMENT**

If the estate or trust is a nonresident estate or trust with a resident beneficiary and the entire amount of income from the nonresident estate or trust has not been distributed to the beneficiary(ies), you must calculate the amount of intangible income and non-Pennsylvania-source income not distributed by the nonresident estate or trust. Otherwise, enter zero. Use the worksheet below to calculate the amount to enter on Line 17.

**WORKSHEET FOR LINE 17**

- 1. Enter the amount from PA-41 Line 7 . . . . . \_\_\_\_\_
- 2. Enter the amount from Line 15 of Schedule DD. . . . . \_\_\_\_\_
- 3. Enter the amount from Line 16 of Schedule DD. . . . . \_\_\_\_\_
- 4. Add Lines 2 and 3 and enter the result . . . . . \_\_\_\_\_
- 5. Subtract Line 4 from Line 1 and enter the result . . . . . \_\_\_\_\_
- 6. Enter the amount from Line 3b of Schedule DD. . . . . \_\_\_\_\_
- 7. Enter the amount from Line 14b of Schedule DD. . . . . \_\_\_\_\_
- 8. Subtract Line 7 from Line 6 (if less than zero, enter zero) . . . . . \_\_\_\_\_
- 9. Enter the amount from Line 2b of Schedule DD. . . . . \_\_\_\_\_
- 10. Add Lines 8 and 9 and enter the result . . . . . \_\_\_\_\_
- 11. Subtract Line 10 from Line 5 and enter the result here  
and on Line 17 of Schedule DD. . . . . \_\_\_\_\_