



Monthly Revenue Report July 2019

IN THIS ISSUE:

● GENERAL FUND	Page 1
● MOTOR LICENSE AND GAMING FUNDS	Page 2
● REVENUE RECEIPTS FOR SELECTED SPECIAL FUNDS	Page 2
● REFUNDS OF TAXES	Page 2
● KEY ECONOMIC INDICATORS	Page 3
● GENERAL FUND GROWTH	Page 4
● GENERAL FUND COMPARISON OF ACTUAL TO ESTIMATE JULY 2019	Page 5
● MOTOR LICENSE FUND GROWTH	Page 6
● MOTOR LICENSE FUND COMPARISON OF ACTUAL TO ESTIMATE JULY 2019	Page 6
● FISCAL YEAR 2019-20 GENERAL FUND MONTHLY DISTRIBUTION	Page 7
● FISCAL YEAR 2019-20 GENERAL FUND CUMULATIVE MONTHLY DISTRIBUTION	Page 8
● FISCAL YEAR 2019-20 MOTOR LICENSE FUND MONTHLY DISTRIBUTION	Page 9
● FISCAL YEAR 2019-20 MOTOR LICENSE FUND CUMULATIVE MONTHLY DISTRIBUTION	Page 10

Attached to this edition of the Monthly Revenue Report are the monthly and cumulative monthly distribution tables of the Official 2019-20 revenue estimates for the General Fund and the Motor License Fund.

GENERAL FUND

General Fund collections for the month of July were \$2.3 billion.

- Total Corporation Tax collections for July totaled \$116.9 million.
- Sales and Use Tax (SUT) collections for July totaled \$925.4 million.
- Total Personal Income Tax (PIT) collections for July totaled \$1.0 billion.
- Realty Transfer Tax (RTT) revenues for July totaled \$21.1 million.
- Inheritance Tax revenues for July totaled \$98.5 million.
- Other tax revenue including Cigarette, Malt Beverage, Liquor, Gaming, and other miscellaneous tax collections totaled \$110.4 million for the month of July.
- Nontax revenue collections for the month of July totaled \$34.0 million.



MOTOR LICENSE AND GAMING FUNDS

Motor License Fund collections were \$223.0 million in July.

The State Gaming Fund collected \$75.2 million in July.

REVENUE RECEIPTS FOR SELECTED SPECIAL FUNDS

(\$ thousands)

FUND NAME	July 2019	July 2018	June 2017	YTD 2019-20	YTD 2018-19	YTD 2017-18
Lottery ¹	291,299	297,919	263,099	291,299	297,919	263,099
Public Transportation Assistance	48,934	47,082	44,768	48,934	47,082	44,768
Game Commission	36,710	28,715	28,906	36,710	28,715	28,906
Fish	2,102	2,082	2,806	2,102	2,082	2,806
Racing	427	1,662	1,007	427	1,662	1,007
Banking	8,849	10,577	8,596	8,849	10,577	8,596
Fire Insurance	(4,676)	(9,250)	0	(4,676)	(9,250)	0
Municipal Pension	(11,709)	(10,485)	297	(11,709)	(10,485)	297
Highway/Bridge ²	18,356	19,551	18,959	18,356	19,551	18,959
State Gaming	75,160	74,187	72,681	75,160	74,187	72,681
Economic Development & Tourism	12,117	11,966	10,675	12,117	11,966	10,675

¹ Excludes field paid prizes, commissions, and expenses. ² Restricted receipts account within the Motor License Fund.

REFUNDS OF TAXES¹

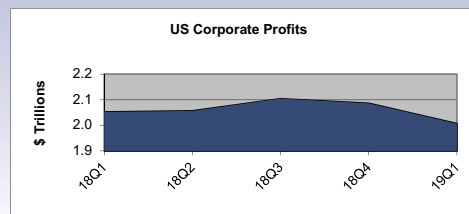
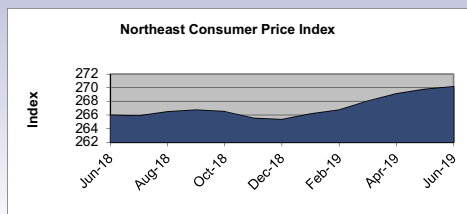
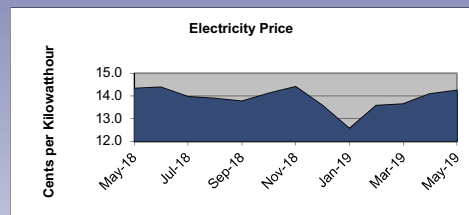
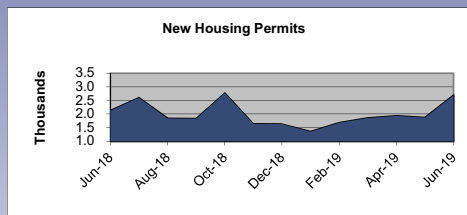
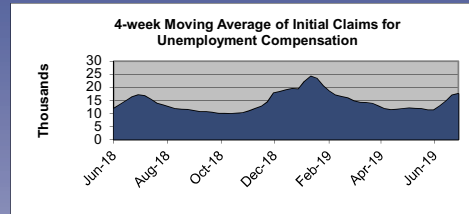
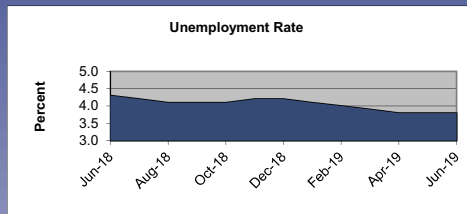
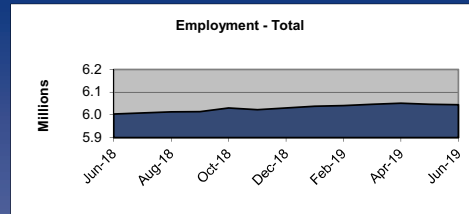
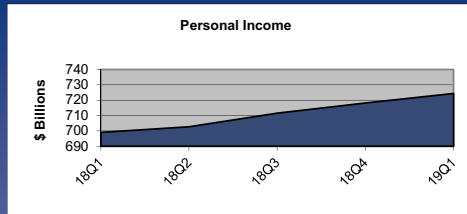
(\$ thousands)

	July 2019	July 2018	July 2017	YTD 2019-20	YTD 2018-19	YTD 2017-18
General Fund:	83,596	100,328	150,043	83,596	100,328	150,043
Corporation Taxes	34,347	32,873	38,005	34,347	32,873	38,005
Sales and Use Tax	10,438	10,741	30,451	10,438	10,741	30,451
Employer Tax	678	456	879	678	456	879
Personal Income Tax	33,860	51,948	77,456	33,860	51,948	77,456
Miscellaneous	4,273	4,311	3,252	4,273	4,311	3,252
Motor License Fund:	3,117	2,955	567	3,117	2,955	567

¹ Refund numbers reflect amounts recorded by the Department of Revenue in the executive authorizations for refunds.



KEY ECONOMIC INDICATORS



Data Source:

Personal Income and US Corporate Profits: US Bureau of Economic Analysis
 Employment, Unemployment, Consumer Price Index: Bureau of Labor Statistics
 Housing Permits: US Census Bureau
 Electricity: Energy Information Administration
 Initial Claims: PA Department of Labor and Industry

Notes:

Data is seasonally adjusted, except for Initial Claims, Housing Permits, Consumer Price Index, and Electricity.
 All data is Pennsylvania specific, except for Consumer Price Index, which is for PA, NJ, NY, CT, RI, MA, VT, NH, and ME,
 and Corporate Profits, which is for the US.



GENERAL FUND GROWTH

(\$ thousands)

REVENUE SOURCES	July 2019	July 2018	Growth	YTD 2019-20	YTD 2018-19	Growth
TOTAL - GENERAL FUND	2,329,154	2,238,365	4.1%	2,329,154	2,238,365	4.1%
TOTAL - TAX REVENUE	2,295,171	2,207,207	4.0%	2,295,171	2,207,207	4.0%
TOTAL - Corporation Taxes	116,935	99,517	17.5%	116,935	99,517	17.5%
Accelerated Deposits	1,159	(797)	245.5%	1,159	(797)	245.5%
Corporate Net Income	93,092	74,722	24.6%	93,092	74,722	24.6%
Gross Receipts	4,300	4,506	-4.6%	4,300	4,506	-4.6%
Utility Property	408	0		408	0	
Insurance Premiums	17,530	20,651	-15.1%	17,530	20,651	-15.1%
Bank Shares	45	314	-85.6%	45	314	-85.6%
Mutual Thrift	400	122	227.9%	400	122	227.9%
TOTAL - Consumption Taxes	1,019,780	1,118,040	-8.8%	1,019,780	1,118,040	-8.8%
Sales and Use	925,404	1,011,419	-8.5%	925,404	1,011,419	-8.5%
Non-Motor Vehicle	783,004	874,305	-10.4%	783,004	874,305	-10.4%
Motor Vehicle	142,400	137,114	3.9%	142,400	137,114	3.9%
Cigarette	50,771	65,296	-22.2%	50,771	65,296	-22.2%
Other Tobacco Products	10,949	10,358	5.7%	10,949	10,358	5.7%
Malt Beverage	2,192	2,380	-7.9%	2,192	2,380	-7.9%
Liquor	30,464	28,587	6.6%	30,464	28,587	6.6%
TOTAL - Other Taxes	1,158,456	989,650	17.1%	1,158,456	989,650	17.1%
Personal Income	1,022,830	858,227	19.2%	1,022,830	858,227	19.2%
Withholding	945,329	795,252	18.9%	945,329	795,252	18.9%
Non-Withholding	77,501	62,975	23.1%	77,501	62,975	23.1%
Realty Transfer	21,067	32,704	-35.6%	21,067	32,704	-35.6%
Inheritance	98,510	85,141	15.7%	98,510	85,141	15.7%
Gaming	10,929	9,606	13.8%	10,929	9,606	13.8%
Minor and Repealed	5,120	3,972	28.9%	5,120	3,972	28.9%
TOTAL - NONTAX REVENUE	33,983	31,158	9.1%	33,983	31,158	9.1%
Liquor Store Profits	0	0		0	0	
Licenses and Fees	20,679	7,481	176.4%	20,679	7,481	176.4%
Miscellaneous	5,699	15,211	-62.5%	5,699	15,211	-62.5%
Fines, Penalties & Interest	7,604	8,465	-10.2%	7,604	8,465	-10.2%



GENERAL FUND COMPARISON OF ACTUAL TO ESTIMATE - JULY 2019

(\$ thousands)

REVENUE SOURCES	July	July	Difference		YTD	YTD	Difference	
	Actual	Estimated	Amount	Percent	Actual	Estimated	Amount	Percent
TOTAL - GENERAL FUND	2,329,154	2,328,000	1,154	0.0%	2,329,154	2,328,000	1,154	0.0%
TOTAL - TAX REVENUE	2,295,171	2,294,000	1,171	0.1%	2,295,171	2,294,000	1,171	0.1%
TOTAL - Corporation Taxes	116,935	115,800	1,135	1.0%	116,935	115,800	1,135	1.0%
Accelerated Deposits	1,159	0	1,159		1,159	0	1,159	
Corporate Net Income	93,092	93,100	(8)	0.0%	93,092	93,100	(8)	0.0%
Gross Receipts	4,300	4,300	0	0.0%	4,300	4,300	0	0.0%
Utility Property	408	400	8	2.1%	408	400	8	2.1%
Insurance Premiums	17,530	17,600	(70)	-0.4%	17,530	17,600	(70)	-0.4%
Bank Shares	45	0	45		45	0	45	
Mutual Thrift	400	400	0	0.0%	400	400	0	0.0%
TOTAL - Consumption Taxes	1,019,780	1,019,800	(20)	0.0%	1,019,780	1,019,800	(20)	0.0%
Sales and Use	925,404	925,400	4	0.0%	925,404	925,400	4	0.0%
Non-Motor Vehicle	783,004	783,000	4	0.0%	783,004	783,000	4	0.0%
Motor Vehicle	142,400	142,400	0	0.0%	142,400	142,400	0	0.0%
Cigarette	50,771	50,800	(29)	-0.1%	50,771	50,800	(29)	-0.1%
Other Tobacco Products	10,949	10,900	49	0.4%	10,949	10,900	49	0.4%
Malt Beverage	2,192	2,200	(8)	-0.4%	2,192	2,200	(8)	-0.4%
Liquor	30,464	30,500	(36)	-0.1%	30,464	30,500	(36)	-0.1%
TOTAL - Other Taxes	1,158,456	1,158,400	56	0.0%	1,158,456	1,158,400	56	0.0%
Personal Income	1,022,830	1,022,800	30	0.0%	1,022,830	1,022,800	30	0.0%
Withholding	945,329	945,300	29	0.0%	945,329	945,300	29	0.0%
Non-Withholding	77,501	77,500	1	0.0%	77,501	77,500	1	0.0%
Realty Transfer	21,067	21,100	(33)	-0.2%	21,067	21,100	(33)	-0.2%
Inheritance	98,510	98,500	10	0.0%	98,510	98,500	10	0.0%
Gaming	10,929	10,900	29	0.3%	10,929	10,900	29	0.3%
Minor and Repealed	5,120	5,100	20	0.4%	5,120	5,100	20	0.4%
TOTAL - NONTAX REVENUE	33,983	34,000	(17)	0.0%	33,983	34,000	(17)	0.0%
Liquor Store Profits	0	0	0		0	0	0	
Licenses and Fees	20,679	20,700	(21)	-0.1%	20,679	20,700	(21)	-0.1%
Miscellaneous	5,699	5,700	(1)	0.0%	5,699	5,700	(1)	0.0%
Fines, Penalties & Interest	7,604	7,600	4	0.1%	7,604	7,600	4	0.1%



MOTOR LICENSE FUND GROWTH *(\$ thousands)*

REVENUE SOURCES	July 2019	July 2018	Growth	YTD 2019-20	YTD 2018-19	Growth
TOTAL - MOTOR LICENSE FUND	223,046	231,564	-3.7%	223,046	231,564	-3.7%
TOTAL - Liquid Fuels Taxes	162,296	146,902	10.5%	162,296	146,902	10.5%
Motor Carriers/IFTA	1,682	1,253	34.2%	1,682	1,253	34.2%
Alternative Fuels	1,205	1,222	-1.4%	1,205	1,222	-1.4%
Oil Company Franchise	79,658	91,126	-12.6%	79,658	91,126	-12.6%
Act 89 OCFT - Fuels	11,932	12,660	-5.8%	11,932	12,660	-5.8%
Act 89 OCFT - Liquid Fuels	67,818	40,640	66.9%	67,818	40,640	66.9%
Minor and Repealed	1	1	-4.2%	1	1	-4.2%
Total - Licenses and Fees	58,627	83,461	-29.8%	58,627	83,461	-29.8%
Special Hauling Permits	3,474	3,560	-2.4%	3,474	3,560	-2.4%
Registrations Other States-IRP	18,267	13,516	35.2%	18,267	13,516	35.2%
Operators Licenses	4,651	4,684	-0.7%	4,651	4,684	-0.7%
Real ID	440	0		440	0	
Vehicle Registrations & Titling	93,133	57,825	61.1%	93,133	57,825	61.1%
Miscellaneous Collections	(61,339)	3,877	-1682.0%	(61,339)	3,877	-1682.0%
Total - Other Motor Receipts	2,123	1,200	76.9%	2,123	1,200	76.9%
Gross Receipts	0	0		0	0	
Vehicle Code Fines	0	0		0	0	
Miscellaneous - Treasury	1,838	1,930	-4.7%	1,838	1,930	-4.7%
Miscellaneous - Transportation	695	115	502.6%	695	115	502.6%
Miscellaneous - General Services	46	47	-3.2%	46	47	-3.2%
Miscellaneous - Revenue	0	0		0	0	
Vehicle Code Fines Clearing Acct.	(456)	(892)	48.9%	(456)	(892)	48.9%
PA Turnpike Commission	0	0		0	0	
Justice Collections	0	0		0	0	

MOTOR LICENSE FUND COMPARISON OF ACTUAL TO ESTIMATE - JULY 2019 *(\$ thousands)*

REVENUE SOURCES	July Actual	July Estimated	Difference Amount	Difference Percent	YTD Actual	YTD Estimated	Difference Amount	Difference Percent
TOTAL - MOTOR LICENSE FUND	223,046	223,090	(44)	0.0%	223,046	223,090	(44)	0.0%
TOTAL - Liquid Fuels Taxes	162,296	162,300	(4)	0.0%	162,296	162,300	(4)	0.0%
Motor Carriers/IFTA	1,682	1,700	(18)	-1.1%	1,682	1,700	(18)	-1.1%
Alternative Fuels	1,205	1,200	5	0.5%	1,205	1,200	5	0.5%
Oil Company Franchise	79,658	79,700	(42)	-0.1%	79,658	79,700	(42)	-0.1%
Act 89 OCFT - Fuels	11,932	11,900	32	0.3%	11,932	11,900	32	0.3%
Act 89 OCFT - Liquid Fuels	67,818	67,800	18	0.0%	67,818	67,800	18	0.0%
Minor and Repealed	1	0	1		1	0	1	
TOTAL - Licenses and Fees	58,627	58,700	(73)	-0.1%	58,627	58,700	(73)	-0.1%
TOTAL - Other Motor Receipts	2,123	2,090	33	1.6%	2,123	2,090	33	1.6%

FISCAL YEAR 2019-20 GENERAL FUND MONTHLY DISTRIBUTION

(\$ thousands)

	July	Aug.	Sept.	Oct.	Nov.	Dec.	Jan.	Feb.	March	April	May	June
TOTAL - GENERAL FUND	2,328,000	2,131,700	3,202,800	2,550,300	2,354,700	2,998,600	2,987,400	2,077,000	4,729,500	4,339,300	2,545,300	3,252,200
TOTAL - TAX REVENUE	2,294,000	2,133,700	3,179,500	2,554,300	2,233,800	2,967,100	2,993,800	2,060,600	4,606,100	4,141,400	2,520,600	3,239,700
TOTAL - Corporation Taxes	115,800	77,500	698,700	128,800	134,200	622,900	137,200	92,200	2,357,800	325,800	310,300	607,200
Accelerated Deposits	0	0	0	0	0	0	0	0	0	0	0	0
Corporate Net Income	93,100	72,200	675,000	120,600	128,000	605,700	102,600	73,700	517,000	276,200	285,400	608,500
Gross Receipts	4,300	3,100	5,000	6,400	2,800	6,800	2,300	2,300	1,181,900	3,000	5,700	5,400
Utility Property	400	200	1,700	100	300	200	0	0	0	17,600	16,000	100
Insurance Premiums	17,600	1,100	600	200	700	2,600	31,900	12,300	331,300	25,300	2,600	(15,500)
Bank Shares	0	200	10,400	1,200	400	1,700	200	3,900	322,100	2,700	200	3,500
Mutual Thrift Institutions	400	700	6,000	300	2,000	5,900	200	0	5,500	1,000	400	5,200
TOTAL - Consumption Taxes	1,019,800	1,081,200	1,097,800	1,141,400	1,086,900	1,161,300	1,142,600	917,600	987,900	1,012,600	1,121,900	1,185,000
Sales and Use	925,400	934,800	946,400	1,004,000	936,000	988,100	1,046,800	794,700	863,400	998,100	982,000	1,034,700
Non-Motor	783,000	806,100	812,400	873,100	823,700	864,800	928,300	701,100	734,300	856,400	855,000	894,800
Motor	142,400	128,700	134,000	130,900	112,300	123,300	118,500	93,600	129,100	141,700	127,000	139,900
Cigarette	50,800	101,900	106,500	94,100	99,300	109,100	56,100	81,700	79,400	(29,100)	92,700	102,900
Other Tobacco Products	10,900	10,700	11,600	10,500	12,400	11,800	10,300	11,000	10,100	11,200	11,600	12,600
Malt Beverage	2,200	2,100	2,200	1,700	1,900	1,700	1,700	1,600	1,800	1,800	1,900	2,100
Liquor	30,500	31,700	31,100	31,100	37,300	50,600	27,700	28,600	33,200	30,600	33,700	32,700
TOTAL - Other Taxes	1,158,400	975,000	1,383,000	1,284,100	1,012,700	1,182,900	1,714,000	1,050,800	1,260,400	2,803,000	1,088,400	1,447,500
Personal Income	1,022,800	805,500	1,246,200	1,134,000	873,000	1,009,100	1,564,700	930,600	1,189,000	2,634,600	902,400	1,258,200
Withholding	945,300	750,800	812,800	972,700	832,700	911,600	1,074,400	874,100	1,000,600	1,011,000	838,800	841,500
Quarterly	48,000	33,500	407,200	63,700	21,000	77,400	467,600	25,300	58,500	392,700	21,900	383,000
Annual	29,500	21,200	26,200	97,600	19,300	20,100	22,700	31,200	129,900	1,230,900	41,700	33,700
Realty Transfer	21,100	59,900	45,200	50,600	47,500	59,500	41,600	26,600	43,500	49,600	51,100	59,600
Inheritance	98,500	93,300	80,900	92,200	74,100	102,400	86,400	78,300	95,500	101,500	95,100	101,900
Gaming	10,900	13,500	13,900	12,100	16,400	14,600	17,700	14,100	16,800	15,300	17,400	18,400
Minor and Repealed	5,100	2,800	(3,200)	(4,800)	1,700	(2,700)	3,600	1,200	(84,400)	2,000	22,400	9,400
TOTAL - NONTAX REVENUE	34,000	(2,000)	23,300	(4,000)	120,900	31,500	(6,400)	16,400	123,400	197,900	24,700	12,500
Liquor Store Profits	0	0	0	0	100,000	0	0	0	85,100	0	0	0
Licenses and Fees	20,700	5,700	12,100	6,800	18,000	19,300	7,400	11,400	22,600	21,600	(2,300)	30,800
Miscellaneous	5,700	(15,500)	4,000	(17,900)	(3,900)	4,600	(20,400)	(1,400)	9,200	168,500	18,000	(12,000)
Treasury	5,800	1,900	1,200	700	700	800	600	400	1,500	800	1,600	4,000
Escheats	(4,400)	(22,900)	(2,100)	(25,000)	(6,200)	700	(27,500)	(6,500)	6,500	164,600	14,800	(15,700)
Other Miscellaneous	4,300	5,500	4,900	6,400	1,600	3,100	6,500	4,700	1,200	3,100	1,600	(300)
Fines, Penalties & Interest	7,600	7,800	7,200	7,100	6,800	7,600	6,600	6,400	6,500	7,800	9,000	(6,300)

FISCAL YEAR 2019-20 GENERAL FUND CUMULATIVE MONTHLY DISTRIBUTION

(\$ thousands)

	July	Aug.	Sept.	Oct.	Nov.	Dec.	Jan.	Feb.	March	April	May	June
TOTAL - GENERAL FUND	2,328,000	4,459,700	7,662,500	10,212,800	12,567,500	15,566,100	18,553,500	20,630,500	25,360,000	29,699,300	32,244,600	35,496,800
TOTAL - TAX REVENUE	2,294,000	4,427,700	7,607,200	10,161,500	12,395,300	15,362,400	18,356,200	20,416,800	25,022,900	29,164,300	31,684,900	34,924,600
TOTAL - Corporation Taxes	115,800	193,300	892,000	1,020,800	1,155,000	1,777,900	1,915,100	2,007,300	4,365,100	4,690,900	5,001,200	5,608,400
Accelerated Deposits	0	0	0	0	0	0	0	0	0	0	0	0
Corporate Net Income	93,100	165,300	840,300	960,900	1,088,900	1,694,600	1,797,200	1,870,900	2,387,900	2,664,100	2,949,500	3,558,000
Gross Receipts	4,300	7,400	12,400	18,800	21,600	28,400	30,700	33,000	1,214,900	1,217,900	1,223,600	1,229,000
Utility Property	400	600	2,300	2,400	2,700	2,900	2,900	2,900	2,900	20,500	36,500	36,600
Insurance Premiums	17,600	18,700	19,300	19,500	20,200	22,800	54,700	67,000	398,300	423,600	426,200	410,700
Bank Shares	0	200	10,600	11,800	12,200	13,900	14,100	18,000	340,100	342,800	343,000	346,500
Mutual Thrift Institutions	400	1,100	7,100	7,400	9,400	15,300	15,500	15,500	21,000	22,000	22,400	27,600
TOTAL - Consumption Taxes	1,019,800	2,101,000	3,198,800	4,340,200	5,427,100	6,588,400	7,731,000	8,648,600	9,636,500	10,649,100	11,771,000	12,956,000
Sales and Use	925,400	1,860,200	2,806,600	3,810,600	4,746,600	5,734,700	6,781,500	7,576,200	8,439,600	9,437,700	10,419,700	11,454,400
Non-Motor	783,000	1,589,100	2,401,500	3,274,600	4,098,300	4,963,100	5,891,400	6,592,500	7,326,800	8,183,200	9,038,200	9,933,000
Motor	142,400	271,100	405,100	536,000	648,300	771,600	890,100	983,700	1,112,800	1,254,500	1,381,500	1,521,400
Cigarette	50,800	152,700	259,200	353,300	452,600	561,700	617,800	699,500	778,900	749,800	842,500	945,400
Other Tobacco Products	10,900	21,600	33,200	43,700	56,100	67,900	78,200	89,200	99,300	110,500	122,100	134,700
Malt Beverage	2,200	4,300	6,500	8,200	10,100	11,800	13,500	15,100	16,900	18,700	20,600	22,700
Liquor	30,500	62,200	93,300	124,400	161,700	212,300	240,000	268,600	301,800	332,400	366,100	398,800
TOTAL - Other Taxes	1,158,400	2,133,400	3,516,400	4,800,500	5,813,200	6,996,100	8,710,100	9,760,900	11,021,300	13,824,300	14,912,700	16,360,200
Personal Income	1,022,800	1,828,300	3,074,500	4,208,500	5,081,500	6,090,600	7,655,300	8,585,900	9,774,900	12,409,500	13,311,900	14,570,100
Withholding	945,300	1,696,100	2,508,900	3,481,600	4,314,300	5,225,900	6,300,300	7,174,400	8,175,000	9,186,000	10,024,800	10,866,300
Quarterly	48,000	81,500	488,700	552,400	573,400	650,800	1,118,400	1,143,700	1,202,200	1,594,900	1,616,800	1,999,800
Annual	29,500	50,700	76,900	174,500	193,800	213,900	236,600	267,800	397,700	1,628,600	1,670,300	1,704,000
Realty Transfer	21,100	81,000	126,200	176,800	224,300	283,800	325,400	352,000	395,500	445,100	496,200	555,800
Inheritance	98,500	191,800	272,700	364,900	439,000	541,400	627,800	706,100	801,600	903,100	998,200	1,100,100
Gaming	10,900	24,400	38,300	50,400	66,800	81,400	99,100	113,200	130,000	145,300	162,700	181,100
Minor and Repealed	5,100	7,900	4,700	(100)	1,600	(1,100)	2,500	3,700	(80,700)	(78,700)	(56,300)	(46,900)
TOTAL - NONTAX REVENUE	34,000	32,000	55,300	51,300	172,200	203,700	197,300	213,700	337,100	535,000	559,700	572,200
Liquor Store Profits	0	0	0	0	100,000	100,000	100,000	100,000	185,100	185,100	185,100	185,100
Licenses and Fees	20,700	26,400	38,500	45,300	63,300	82,600	90,000	101,400	124,000	145,600	143,300	174,100
Miscellaneous	5,700	(9,800)	(5,800)	(23,700)	(27,600)	(23,000)	(43,400)	(44,800)	(35,600)	132,900	150,900	138,900
Treasury	5,800	7,700	8,900	9,600	10,300	11,100	11,700	12,100	13,600	14,400	16,000	20,000
Escheats	(4,400)	(27,300)	(29,400)	(54,400)	(60,600)	(59,900)	(87,400)	(93,900)	(87,400)	77,200	92,000	76,300
Other Miscellaneous	4,300	9,800	14,700	21,100	22,700	25,800	32,300	37,000	38,200	41,300	42,900	42,600
Fines, Penalties & Interest	7,600	15,400	22,600	29,700	36,500	44,100	50,700	57,100	63,600	71,400	80,400	74,100

FISCAL YEAR 2019-20 MOTOR LICENSE FUND MONTHLY DISTRIBUTION

(\$ thousands)

REVENUE SOURCES	July	Aug.	Sept.	Oct.	Nov.	Dec.	Jan.	Feb.	March	April	May	June
TOTAL - MOTOR LICENSE FUND	223,090	262,410	223,110	207,540	256,290	197,930	223,270	226,050	224,180	272,670	280,350	253,010
TOTAL - Liquid Fuels Taxes	162,300	173,700	149,200	127,600	186,000	129,500	144,000	156,100	115,700	157,200	164,500	156,100
Motor Carriers/IFTA	1,700	25,400	5,000	1,500	28,600	5,700	1,600	26,300	4,600	2,300	27,000	5,700
Alternative Fuels	1,200	1,300	1,300	1,300	1,300	1,300	1,300	1,300	1,300	1,300	1,300	1,300
Oil Company Franchise	79,700	90,800	82,400	93,000	85,300	82,400	86,700	87,400	74,700	78,600	87,200	77,400
Act 89 OCF - Fuels	11,900	12,500	12,400	12,600	11,600	12,500	11,400	11,500	11,600	11,000	12,100	11,800
Act 89 OCF - Liquid Fuels	67,800	43,700	48,100	19,200	59,200	27,600	43,000	29,600	23,500	64,000	36,900	59,900
Minor and Repealed	0	0	0	0	0	0	0	0	0	0	0	0
Total - Licenses and Fees	58,700	87,700	72,900	78,300	69,700	67,100	77,100	69,300	105,300	113,600	114,600	94,300
Special Hauling Permits	3,500	3,500	3,500	3,400	3,500	2,900	2,700	2,600	2,600	3,000	3,400	3,500
Registrations Other States-IRP	18,300	7,500	7,600	8,800	10,700	11,400	10,200	11,300	18,300	22,500	10,000	8,400
Operators Licenses	4,700	9,300	8,600	8,100	7,500	7,300	7,000	8,600	9,000	7,400	6,100	7,900
Real ID	400	2,800	2,700	2,500	2,400	2,300	2,200	2,700	2,800	2,300	1,800	2,500
Vehicle Registrations & Titling	93,100	64,300	50,300	55,300	45,400	43,100	54,800	44,000	72,400	78,200	93,100	71,800
Miscellaneous Collections	(61,300)	300	200	200	200	100	200	100	200	200	200	200
Total - Other Motor Receipts	2,090	1,010	1,010	1,640	590	1,330	2,170	650	3,180	1,870	1,250	2,610
Gross Receipts	0	0	0	0	0	0	0	0	0	0	0	0
Vehicle Code Fines	0	0	0	0	0	0	0	0	0	0	0	0
Miscellaneous - Treasury	1,800	1,200	1,100	1,500	1,300	1,200	1,700	1,000	1,200	1,400	1,200	1,600
Miscellaneous - Transportation	700	200	100	100	200	200	100	200	100	100	200	100
Miscellaneous - General Services	50	50	50	30	50	20	20	20	30	20	40	20
Miscellaneous - Revenue	0	0	0	0	0	0	0	0	0	0	0	0
Vehicle Code Fines Clearing Acct.	(460)	(440)	(240)	10	(960)	(90)	350	(570)	1,850	350	(190)	890
PA Turnpike Commission	0	0	0	0	0	0	0	0	0	0	0	0
Justice Collections	0	0	0	0	0	0	0	0	0	0	0	0

FISCAL YEAR 2019-20 MOTOR LICENSE FUND CUMULATIVE MONTHLY DISTRIBUTION

(\$ thousands)

REVENUE SOURCES	July	Aug.	Sept.	Oct.	Nov.	Dec.	Jan.	Feb.	March	April	May	June
TOTAL - MOTOR LICENSE FUND	223,090	485,500	708,610	916,150	1,172,440	1,370,370	1,593,640	1,819,690	2,043,870	2,316,540	2,596,890	2,849,900
TOTAL - Liquid Fuels Taxes	162,300	336,000	485,200	612,800	798,800	928,300	1,072,300	1,228,400	1,344,100	1,501,300	1,665,800	1,821,900
Motor Carriers/IFTA	1,700	27,100	32,100	33,600	62,200	67,900	69,500	95,800	100,400	102,700	129,700	135,400
Alternative Fuels	1,200	2,500	3,800	5,100	6,400	7,700	9,000	10,300	11,600	12,900	14,200	15,500
Oil Company Franchise	79,700	170,500	252,900	345,900	431,200	513,600	600,300	687,700	762,400	841,000	928,200	1,005,600
Act 89 OCF - Fuels	11,900	24,400	36,800	49,400	61,000	73,500	84,900	96,400	108,000	119,000	131,100	142,900
Act 89 OCF - Liquid Fuels	67,800	111,500	159,600	178,800	238,000	265,600	308,600	338,200	361,700	425,700	462,600	522,500
Minor and Repealed	0	0	0	0	0	0	0	0	0	0	0	0
Total - Licenses and Fees	58,700	146,400	219,300	297,600	367,300	434,400	511,500	580,800	686,100	799,700	914,300	1,008,600
Special Hauling Permits	3,500	7,000	10,500	13,900	17,400	20,300	23,000	25,600	28,200	31,200	34,600	38,100
Registrations Other States-IRP	18,300	25,800	33,400	42,200	52,900	64,300	74,500	85,800	104,100	126,600	136,600	145,000
Operators Licenses	4,700	14,000	22,600	30,700	38,200	45,500	52,500	61,100	70,100	77,500	83,600	91,500
Real ID	400	3,200	5,900	8,400	10,800	13,100	15,300	18,000	20,800	23,100	24,900	27,400
Vehicle Registrations & Titling	93,100	157,400	207,700	263,000	308,400	351,500	406,300	450,300	522,700	600,900	694,000	765,800
Miscellaneous Collections	(61,300)	(61,000)	(60,800)	(60,600)	(60,400)	(60,300)	(60,100)	(60,000)	(59,800)	(59,600)	(59,400)	(59,200)
Total - Other Motor Receipts	2,090	3,100	4,110	5,750	6,340	7,670	9,840	10,490	13,670	15,540	16,790	19,400
Gross Receipts	0	0	0	0	0	0	0	0	0	0	0	0
Vehicle Code Fines	0	0	0	0	0	0	0	0	0	0	0	0
Miscellaneous - Treasury	1,800	3,000	4,100	5,600	6,900	8,100	9,800	10,800	12,000	13,400	14,600	16,200
Miscellaneous - Transportation	700	900	1,000	1,100	1,300	1,500	1,600	1,800	1,900	2,000	2,200	2,300
Miscellaneous - General Services	50	100	150	180	230	250	270	290	320	340	380	400
Miscellaneous - Revenue	0	0	0	0	0	0	0	0	0	0	0	0
Vehicle Code Fines Clearing Acct.	(460)	(900)	(1,140)	(1,130)	(2,090)	(2,180)	(1,830)	(2,400)	(550)	(200)	(390)	500
PA Turnpike Commission	0	0	0	0	0	0	0	0	0	0	0	0
Justice Collections	0	0	0	0	0	0	0	0	0	0	0	0