



1322022105

Date Received (Official Use Only)

RCT-132 B 08-22 (FI) PAGE 1 OF 5
PENNSYLVANIA BANK AND TRUST COMPANY
SHARES TAX REPORT

Revenue ID, Federal ID (FEIN), Parent Corporation (FEIN)

Taxpayer Name, First Line of Address, Second Line of Address, City, State, ZIP, Phone, Email

Shares Tax: 01/01/20__
Due Date: March 15

Check to Indicate a Change of Address, Amended Report, First Report, Assigned/Purchased Restricted Credits, Final Report, Out of Existence Date, Indicate Type of Bank (Required)

USE WHOLE DOLLARS ONLY

- 1a. Shares Tax (Page 2, Line 13)
1b. Loans Tax (Leave blank for tax periods beginning after Dec. 31, 2013.)
1c. Total Shares Tax
2. Total Estimated Payments
3. Total Payments Carried Forward From Prior Year Return
4. Total "Restricted" Tax Credits
5. Total Credit: (Line 2 plus Line 3 plus Line 4)
6. Tax Due: (If Line 1c is more than Line 5, enter the difference here.)
7. Remittance
8. Overpayment: (If Line 5 is more than Line 1c, enter the difference here.)
9. Refund: (Amount of Line 8 to be refunded after offsetting all unpaid liabilities)
10. Transfer: (Amount of Line 8 to be credited to the next tax year after offsetting all unpaid liabilities)

Table with 10 rows for tax data entry



Corporate Officer Information:

Officer Last Name, Officer First Name, Title of Officer, Social Security Number of Officer, Phone, Email

I affirm under penalties prescribed by law, this report, including any accompanying schedules and statements, has been examined by me and to the best of my knowledge and belief is a true, correct and complete report.

Signature of Officer, Date

USE WHOLE DOLLARS ONLY

C

Calculation of End of Year Taxable Shares

1. Total Bank Equity Capital (If applicable, use Adjusted Total Bank Equity from Page 5, Item D.)	1.	<input type="text"/>
2. Total Assets	2.	<input type="text"/>
3. Goodwill (See Instructions.) (Attach schedule.)	3.	<input type="text"/>
4. Net Bank Equity (Line 1 minus Line 3)	4.	<input type="text"/>
5. Net Assets (Line 2 minus Line 3)	5.	<input type="text"/>
6. U. S. Obligations (Attach schedule.)	6.	<input type="text"/>
7. Divide Line 6 by Line 5 (Carry to 6 decimal places)	7.	<input type="text"/>
8. Deduction for U. S. Obligations (Multiply Line 4 by Line 7)	8.	<input type="text"/>
9. Current End of Year Value of Shares (Subtract Line 8 from Line 4)	9.	<input type="text"/>

Calculation of Shares Tax

10. Current End of Year Value of Shares (Line 9 above)	10.	<input type="text"/>
11. Shares Tax Apportionment (Line 16 below)	11.	<input type="text"/>
12. Total Amount of Shares Subject to Tax (Line 10 times Line 11)	12.	<input type="text"/>
13. Tax (Line 12 times tax rate - See Instructions.)	13.	<input type="text"/>

Calculation of Shares Tax Apportionment

14. Total Receipts Inside PA (From Page 3, Schedule A, Line 16a)	14.	<input type="text"/>
15. Total Receipts Everywhere (From Page 3, Schedule A, Line 16b)	15.	<input type="text"/>
16. Receipts Factor (Line 14 divided by Line 15)	16.	<input type="text"/>

Preparer's Information:



Firm Name

Firm FEIN

Address

City

State

ZIP

Individual Preparer Name

Phone

Email

Social Security Number or PTIN

I affirm under penalties prescribed by law, this report, including any accompanying schedules and statements, has been prepared by me and to the best of my knowledge and belief is a true, correct and complete report.

Signature of Preparer	Date
<input type="text"/>	<input type="text"/>

RCT-132 B 08-22 (F1) **PAGE 3 OF 5**
Schedule A

Must be completed in its entirety.

C

Receipts Factor

INSIDE PENNSYLVANIA

EVERYWHERE

1. Receipts from Lease or Rental of Real Property	1a. <input type="text"/>	1b. <input type="text"/>
2. Receipts from Lease or Rental of Tangible Personal Property	2a. <input type="text"/>	2b. <input type="text"/>
3. Interest, Fees and Penalties in Connection with Loans Secured by Real Property	3a. <input type="text"/>	3b. <input type="text"/>
4. Interest, Fees and Penalties in Connection with Loans Not Secured by Real Property	4a. <input type="text"/>	4b. <input type="text"/>
5. Net Gains from Sale of Loans	5a. <input type="text"/>	5b. <input type="text"/>
6. Interest, Fees and Penalties Charged to Cardholders	6a. <input type="text"/>	6b. <input type="text"/>
7. Net Gains from Sale of Credit Card Receivables	7a. <input type="text"/>	7b. <input type="text"/>
8. Card Issuer's Reimbursement Fees	8a. <input type="text"/>	8b. <input type="text"/>
9. Receipts from Merchant's Discounts	9a. <input type="text"/>	9b. <input type="text"/>
10. ATM Fees	10a. <input type="text"/>	10b. <input type="text"/>
11. Loan Servicing Fees	11a. <input type="text"/>	11b. <input type="text"/>
12. Receipts from Services	12a. <input type="text"/>	12b. <input type="text"/>
13. Receipts from Investment/Trading Assets and Activities	13a. <input type="text"/>	13b. <input type="text"/>
14. Receipts from Sale or Disposition of Property	14a. <input type="text"/>	14b. <input type="text"/>
15. All Other Receipts	15a. <input type="text"/>	15b. <input type="text"/>
16. Total Receipts (Add Lines 1 through 15)	16a. <input type="text"/>	16b. <input type="text"/>
17. Receipts Factor (Line 16a divided by Line 16b, carry to six decimal places)		17. <input type="text"/>



**RCT-132 B SCHEDULE A1
RECEIPTS FACTOR FOR BANK SHARES TAX**

CORPORATION NAME: _____ TAX PERIOD: **01/01/** _____

Act 52 of 2013 changed the manner in which institutions calculate bank shares tax, requiring institutions to include receipts from trading and investment assets/activities in the numerator of the receipts factor by choosing one of two alternate methods referenced in the statute as Method 1 or Method 2.

The taxpayer **must** complete this schedule to indicate which method is used to calculate the numerator of the receipts factor. This method must be used on **all** subsequent reports unless the Department of Revenue grants **PRIOR** approval to change methods. If you are changing your method, provide a copy of the department's approval with the report (see instructions).

After the calculation is completed, the numerator must be carried to RCT-132 B, Page 3, Schedule A, Line 13a.

Method 1 (see below.)

Method 2 (see below.)

Method 1 Numerator Calculation

Total receipts from trading assets and activities AND investment assets and activities.	X	$\frac{\text{All other PA receipts}}{\text{All other receipts}}$	=	Line13a PA numerator		
<input style="width: 100%; height: 100%;" type="text"/>	X	<table border="1" style="width: 100%; border-collapse: collapse;"> <tr><td style="height: 20px;"><input style="width: 100%; height: 100%;" type="text"/></td></tr> <tr><td style="border-top: 3px double black; height: 20px;"><input style="width: 100%; height: 100%;" type="text"/></td></tr> </table>	<input style="width: 100%; height: 100%;" type="text"/>	<input style="width: 100%; height: 100%;" type="text"/>	=	<input style="width: 100%; height: 20px;" type="text"/>
<input style="width: 100%; height: 100%;" type="text"/>						
<input style="width: 100%; height: 100%;" type="text"/>						

Method 2 Numerator Calculation

Total receipts from trading assets and activities AND investment assets and activities.	X	$\frac{\text{Average value of PA assets that produce the receipts}}{\text{Average value of all such assets}}$	=	Line13a PA numerator		
<input style="width: 100%; height: 100%;" type="text"/>	X	<table border="1" style="width: 100%; border-collapse: collapse;"> <tr><td style="height: 20px;"><input style="width: 100%; height: 100%;" type="text"/></td></tr> <tr><td style="border-top: 3px double black; height: 20px;"><input style="width: 100%; height: 100%;" type="text"/></td></tr> </table>	<input style="width: 100%; height: 100%;" type="text"/>	<input style="width: 100%; height: 100%;" type="text"/>	=	<input style="width: 100%; height: 20px;" type="text"/>
<input style="width: 100%; height: 100%;" type="text"/>						
<input style="width: 100%; height: 100%;" type="text"/>						



An Edge Act Corporation is a subsidiary of a bank or bank holding company or financial holding company, that is chartered by the Federal Reserve under Section 25A of the Federal Reserve Act, as amended in 1916 and 1919, to engage in foreign banking activities. The Federal Reserve Board authorizes U.S. and foreign banking and financial organizations to establish Edge Act Corporations.

RCT-132 B SCHEDULE B
CALCULATION FOR EDGE ACT EXCLUSION

Name of Subsidiary	Book Value of Total Equity Capital of Subsidiary from December 31st quarterly Report of Condition
(A) TOTAL	\$

$$\underline{\hspace{10em}} \quad \times \quad \underline{\hspace{10em}} \quad \% \quad = \quad \underline{\hspace{10em}}$$

(A) TOTAL FROM ABOVE **EXCLUSION PERCENTAGE** **(B) ALLOWABLE EXCLUSION**

$$\underline{\hspace{10em}} \quad - \quad \underline{\hspace{10em}} \quad = \quad \underline{\hspace{10em}}$$

(C) TOTAL BANK EQUITY OF PARENT **(B) ALLOWABLE EXCLUSION** **(D) ADJUSTED TOTAL BANK EQUITY**

The Adjusted Total Bank Equity should be carried to Page 2, Line 1.

In order to take the exclusion, you must complete the above calculations AND include copies of the FR 2886b, Consolidated Report of Condition and Income for Edge and Agreement Corporations, for each subsidiary.



Instructions for RCT-132 B

Pennsylvania Bank and Trust Company - Shares Tax Report

RCT-132B (SU) IN 09-23

WHAT'S NEW

- The RCT-132B can now be filed electronically at mypath.pa.gov.

- **EDGE ACT CORPORATION EXCLUSION**

Institutions which file Reports of Condition on a consolidated basis with the subsidiaries formed pursuant to 12 U.S.C. § 611 (relating to the formation authorized; fiscal agents; depositaries in insular possessions), total bank equity capital shall exclude the book value of the total equity capital of the subsidiaries in accordance with the following schedule:

For calendar year beginning Jan. 1, 2018, the exclusion for the book value of total equity capital of the subsidiaries shall be limited to 20 percent of the book value of total equity capital of the subsidiaries.

For calendar year beginning Jan. 1, 2019, the exclusion is limited to 40 percent.

For calendar year beginning Jan. 1, 2020, the exclusion is limited to 60 percent.

For calendar year beginning Jan. 1, 2021, the exclusion is limited to 80 percent.

For calendar year beginning Jan. 1, 2022, and each calendar year thereafter, the exclusion is limited to 100 percent.

GENERAL INFORMATION

REMINDER

The shares tax rate is 0.95 percent effective beginning Jan. 1, 2017.

For purposes of apportionment, receipts include all items of income reported on the income statement of the institution's Reports of Condition at the end of the preceding calendar year. For an institution that does not file quarterly Reports of Condition, receipts include all items of income included on an income statement determined in accordance with Generally Accepted Accounting Principles for the preceding calendar year.

- All payments of \$1,000 or more must be made electronically or by certified or cashier's check remitted in person or by express mail courier.
- Use only whole dollars when preparing tax reports.
- RCT-132 B is used to report Pennsylvania bank and trust company shares tax. This form is ONLY to be used by national and state banks and trust companies to report shares tax for Jan. 1, 2015 and forward.



NOTE: If filing for a prior year, please use the appropriate form and instructions in the year-specific folder found on the department's website at revenue.pa.gov.

- Taxpayers may request a six month extension to file this report electronically at mypath.pa.gov or by filing the REV-426.



NOTE: The automatic PA extension provided by Act 52 of 2013 to those with valid federal extensions DOES NOT apply to this tax.

- An institution is engaged in doing business in this commonwealth and is subject to the tax imposed under Article VII if it generates gross receipts apportioned to this commonwealth under Section 701.4 of the tax reform code and satisfies any of the nexus requirements. See instructions for Page 3 of RCT-132 B for calculation of Receipts Factor.
- The penalty imposed for failure to file timely reports is a minimum of \$500, regardless of the determined tax liability, plus an additional 1 percent of any determined tax liability over \$25,000.
- Use ONLY the most current, non-year-specific tax form and instructions for filing the current tax year report. **If an amended report must be filed, taxpayers must use the most current, non-year-specific tax form, completing all sections of the form. REV-1175, Schedule AR (explanation for amending), must be included when filing an amended report.**

ANNUAL REPORT CHECKLIST

Make sure you include the following to file your annual report properly and completely:

- Negative amounts must be written using a minus sign preceding the number. Do not use parentheses.
- Complete RCT-132 B, Pennsylvania Bank and Trust Company Shares Tax Report.
- A complete copy of the Dec. 31 Quarterly Report of Condition as reported with the appropriate regulatory authorities to include Schedule RI-Income Statement, Schedule RC-Balance Sheet, and all other schedules included within the Report of Condition. If an institution does not file the Reports of Condition, items of income and book values shall be determined by Generally Accepted Accounting Principles as of the end of the preceding calendar year.
- Detailed schedules for Goodwill and U.S. Obligations claimed on the tax report.
- Corporate officer's signature on Page 1 and preparer's signature and PTIN on Page 2, if applicable.

IMPOSITION, BASE AND RATE

Shares tax is imposed at the rate of 0.95 percent on taxable shares of bank and trust companies located in Pennsylvania and having capital stock.

Loans tax has been repealed for the tax periods beginning after Dec. 31, 2013. Do not complete Line 1b on Page 1 for such tax periods.

REVENUE ID, FEDERAL EMPLOYER IDENTIFICATION NUMBER (FEIN), PARENT CORPORATION FEIN, NAME AND ADDRESS

The Revenue ID number, FEIN, name, and complete mailing address must be provided. If the taxpayer is a subsidiary of a corporation, the parent corporation's FEIN must be provided. Also provide the telephone number and email of the taxpayer.

TAX YEAR

For shares tax enter the year (YY) of the spot tax.

REPORT DUE DATE

This report is due on March 15 following the Jan. 1 shares reported. If March 15 falls on a Saturday, Sunday, or holiday, the report is due the next business day. The penalty imposed for failure to file timely reports is a minimum of \$500, regardless of the determined tax liability, plus an additional 1 percent of any determined tax liability over \$25,000.

ADDRESS CHANGE

Enter "Y" in the block on Page 1 if the address of the corporation has changed from prior tax periods. The current mailing address should be reflected on the report.

AMENDED REPORT

Enter "Y" in the block on Page 1 if you are filing an amended report to add, delete or adjust information. Provide documentation to support all changes being made. An amended report should only be filed if an original report was filed previously for the same period.

The taxpayer has three (3) years after the due date of the original report to file an amended report. If the original report was properly extended, then the taxpayer has three (3) years after the extended due date to file an amended report. The department may adjust the tax originally reported based on information from the amended report. The taxpayer must consent to extend the assessment period. If the amended report is timely filed and the taxpayer consented to extend the assessment period, the time period in which to assess tax will be the greater of three years from the filed date of the original report or one year from the filed date of the amended report.

Regardless of the tax year being amended, taxpayers must use the most current non-year-specific tax form, completing all sections of the report. This includes those sections originally filed and those sections being amended. All tax liabilities should be recorded on Page 1. Taxpayers must check the Amended Report check box on Page 1 and include Schedule AR, REV-1175, with the report.

FIRST REPORT

Enter "Y" in the block on Page 1 if this is the taxpayer's first PA shares tax filing.

ASSIGNED/PURCHASED RESTRICTED CREDITS

Enter "Y" in the block on Page 1 if the taxpayer is using credits assigned or purchased from another entity.

FINAL REPORT

- Enter "Y" in the block on Page 1 if this report will be the final report filed with the department. Indicate the effective date of the event as MMDDYYYY.
- Include a copy of the regulatory authority's approval of the merger, dissolution, plan of reorganization, and/or articles of merger.
- Provide the Revenue ID and FEIN of the surviving entity, if applicable.
- Provide notification that the Federal Deposit Insurance Corporation is acting as a receiver "under title 12 USC. § 1825(b)(1)".

CORPORATE OFFICER INFORMATION

A corporate officer must sign and date the tax report. The signature must be original; photocopies or faxes will not be accepted. Print the first and last name, title, Social Security number, telephone number, and email of the corporate officer.

PREPARER'S INFORMATION

Paid preparers must sign and date the tax report. If the preparer works for a firm, provide the name, FEIN, and address of the firm along with the name, telephone number, email, and PTIN/SSN of the individual preparing the report. If the preparer is an individual without any association to a firm, provide the name, address, telephone number, email, and PTIN/SSN of the individual preparing the report.

EXTENSION REQUEST DUE DATE

To request a due date extension of up to six months to file the annual report, you must file an extension request by the original report due date. You can request an extension on mypath.pa.gov or by sending the REV-426. However, an extension of time to file does not extend the deadline for payment of tax and an extension request must be accompanied by payment of taxes owed for the taxable year for which the extension is requested.

Mail the extension coupon separately from all other forms. A taxpayer using an electronic method to make a payment with an extension request should not submit the extension coupon. Do not use the extension coupon to remit other unpaid liabilities within the account.

PAYMENT AND MAILING INFORMATION

All payments of \$1,000 or more must be made electronically or by certified or cashier's check mailed to:

**PA DEPARTMENT OF REVENUE
PO BOX 280404
HARRISBURG PA 17128-0404**

Tax returns and certified or cashier's check may be remitted in person or by express mail courier. Mail payments and returns to the following address:

**PA DEPARTMENT OF REVENUE
1854 BROOKWOOD ST
HARRISBURG PA 17104**

Payments under \$1,000 may be remitted by mail, made payable to the PA Department of Revenue. Mail payments, extension requests and returns to the following address:

**PA DEPARTMENT OF REVENUE
PO BOX 280427
HARRISBURG PA 17128-0427**

Failure to make a payment by an approved method will result in the imposition of a 3 percent penalty of the tax due, up to \$500. For more information on electronic filing options, visit mypath.pa.gov.

CURRENT PERIOD OVERPAYMENT


If an overpayment exists on Page 1 of RCT-132 B, the taxpayer must instruct the department to refund or transfer overpayment as indicated below.

REFUND

Identify the amount to refund from the current tax period overpayment. Prior to any refund, the department will offset current period liabilities and other unpaid liabilities within the account.

TRANSFER

Identify the amount to transfer from the current tax period overpayment to the next tax period. Prior to any transfer, the department will offset current period liabilities and other unpaid liabilities within the account.

 **NOTE:** If no option is selected, the department will automatically transfer any overpayment to the next tax year after offsetting current period liabilities and other unpaid liabilities within the account.

REQUESTS FOR REFUND OR TRANSFER OF AVAILABLE CREDIT

Requests for refund or transfer of available credit from prior periods can be requested on company letterhead, signed by an authorized representative, and emailed to RA-CORP_ACC_FAX@PA.GOV.

Please do not duplicate requests for refund and/or transfer by submitting both RCT-132 B and written correspondence.

CONTACT INFORMATION

- For additional information regarding electronic payments visit the departments Online Customer Service Center at revenue.pa.gov.
- Questions regarding payments or refunds, email RA-CORP_ACC_FAX@PA.GOV.
- General business tax questions, visit the department's Online Customer Service Center at revenue.pa.gov.
- Business taxpayers and tax practitioners have the ability to receive and view department issued electronic statement of accounts and correspondence electronically by visiting mypath.pa.gov.

LINE INSTRUCTIONS

RCT-132 B should be completed in the following order:
(Page instructions start with Page 3.)

STEP 1

Complete the taxpayer information and any applicable questions at the top of Page 1.

STEP 2

Indicate the type of bank on Page 1 - National Bank, State Bank, or Trust Company. This information is required.

STEP 3

Enter the Revenue ID and other taxpayer information in the designated fields at the top of each page.

STEP 4

Complete Page 5, Schedule B.

STEP 5

Complete Page 4, Schedule A1.

STEP 6

Complete Page 3, Schedule A, Receipts Factor.

STEP 7

Complete Page 2, Calculation of Shares Tax Apportionment (Lines 14 through 16).

STEP 8

Complete Page 2, Calculation of End of Year Taxable Shares (Lines 1 through 9).

STEP 9

Complete Page 2, Calculation of Shares Tax (Lines 10 through 13).

STEP 10

Complete Page 1, Tax Liability, Payment and Overpayment section.

STEP 11

Complete the corporate officer information section, sign and date at the bottom of Page 1.

STEP 12

Complete the preparer information section, sign and date at the bottom of Page 2, if applicable.

STEP 13

Mail the complete report and all supporting schedules to the PA Department of Revenue.

PENNSYLVANIA BANK AND TRUST COMPANIES SHARES TAX INSTRUCTIONS FOR APPORTIONMENT

PAGE 3

SCHEDULE A

RECEIPTS FACTOR MUST BE COMPLETED IN ITS ENTIRETY.

WHO MAY APPORTION?

A financial institution may apportion its taxable amount of shares if the institution is or could be subject to tax in another state based on or measured by net worth, gross receipts, net income, or another similar base of taxation.

RECEIPTS FACTOR

The numerator is total receipts in Pennsylvania and the denominator is total receipts everywhere. For purposes of

apportionment, receipts include all items of income reported on the income statement of the institution's Reports of Condition at the end of the preceding calendar year. For an institution that does not file quarterly Reports of Condition, receipts include all items of income included on an income statement determined in accordance with Generally Accepted Accounting Principles for the preceding calendar year.

An institution is engaged in doing business in this commonwealth and is subject to the tax imposed under Article VII if it generates gross receipts apportioned to this commonwealth under Section 701.4 (see instructions below for calculation of Receipts Factor) and satisfies any of the nexus requirements.

For more information on the determination of the location of receipts see Article VII, Section 701.4 of the Tax Reform Code, as amended, 72 P.S. § 7701.4.

LINE 1

Receipts from Lease or Rental of Real Property.

LINE 2

Receipts from Lease or Rental of Tangible Personal Property.

LINE 3

Interest Fees and Penalties in Connection with Loans Secured by Real Property.

LINE 4

Interest Fees and Penalties in Connection with Loans Not Secured by Real Property.

LINE 5

Net Gains from Sale of Loans.

LINE 6

Interest Fees and Penalties Charged to Cardholders.

LINE 7

Net Gains from Sale of Credit Card Receivables.

LINE 8

Card Issuer's Reimbursement Fees.

LINE 9

Receipts from Merchant Discounts.

LINE 10

ATM Fees.

LINE 11

Loans Servicing Fees.

LINE 12

Receipts from Services.

LINE 13

Receipts from Investment/Trading, Assets and Activities. Complete Page 4. Schedule A1.

LINE 14

Receipts from Sale or Disposition of Property.

LINE 15

All Other Receipts.

LINE 16

Total Receipts (Add Lines 1 through 15.)

LINE 17

Receipts Factor (Line 16a divided by Line 16b; carry to 6 decimal places.)

PAGE 2

PAGE 2 CALCULATION OF SHARES TAX APPORTIONMENT

LINE 14

Total Receipts Inside PA (from Page 3, Schedule A, Line 16a.)

LINE 15

Total Receipts Everywhere (from Page 3, Schedule A, Line 16b.)

LINE 16

Receipts Factor (Line 14 divided by Line 15; carry to six decimal places.)


CALCULATION OF END OF YEAR TAXABLE SHARES

- A. The book value used for this schedule is the value reflected on the Dec. 31 Quarterly Report of Condition filed with the appropriate regulatory authority. If the total bank equity capital and total assets do not match the end of year balance sheet, provide a schedule reconciling the difference.
- B. For trust companies that do not file reports of condition, book value is the value at the end of the year under generally accepted accounting principles.
- C. A taxpayer taking a deduction for goodwill **MUST** provide a schedule detailing the goodwill listed on the balance sheet of the applicable call report. Include the name of the entity, date of combination, and amount of goodwill. Goodwill is a deduction from total bank equity capital and total assets.
- D. Submit a schedule identifying U.S. obligations by names and amounts claimed for the Dec. 31 quarter. Please refer to Corporation Tax Bulletin 94 (Revised) for a list of those obligations which constitute U.S. obligations and non U.S. obligations.

END OF YEAR TAXABLE SHARES

LINE 1

Total Bank Equity Capital from Balance Sheet (See A or B above.)

 **NOTE:** If a calculation was completed on Page 5 for an Edge Act Exclusion, Line 1 should be the Adjusted Total Bank Equity.

LINE 2

Total Assets from Balance Sheet (See A or B above.)

LINE 3

Goodwill (See C above.)

LINE 4

Net Bank Equity (Line 1 minus Line 3.)

LINE 5

Net Assets (Line 2 minus Line 3.)

LINE 6

U.S. Obligations (See D above.)

LINE 7

Divide Line 6 by Line 5; carry to 6 decimal places.

LINE 8

Deduction for U.S. Obligations (Multiply Line 4 by Line 7.)

LINE 9

Current End of Year Value of Shares (Subtract Line 8 from Line 4.)

CALCULATION OF SHARES TAX

LINE 10

Current End of Year Value of Shares (from Line 9 above.)

LINE 11

Shares Tax Apportionment (from Line 16); carry to six decimal places.

LINE 12

Total Amount of Shares Subject to Tax (Line 10 times Line 11.)

LINE 13

Tax (Multiply Line 12 by 0.95 percent (0.0095). Carry the tax to RCT-132 B, Page 1, Line 1a.)

PAGE 4

SCHEDULE A1

RECEIPTS FACTOR

Procedure for requesting approval to change methods:

For the Jan. 1, 2018 shares tax, the taxpayer must submit a letter of request, including supporting documentation, for approval to change method.


The letter of request must be sent to the following address:

**PA DEPARTMENT OF REVENUE
PO BOX 280700
HARRISBURG PA 17128-0700**

PAGE 5

SCHEDULE B

CALCULATION FOR EDGE ACT EXCLUSION

 **CAUTION:** In order to take the exclusion, you must complete the calculations on Page 5, Schedule B, AND include copies of the FR 2886b, Consolidated Report of Condition and Income for Edge and Agreement Corporations, for each subsidiary.

Exclusion Percentages


For calendar year beginning Jan. 1, 2018, the exclusion for the book value of total equity capital of the subsidiaries shall be limited to 20 percent of the book value of total equity capital of the subsidiaries.

For calendar year beginning Jan. 1, 2019, the exclusion is limited to 40 percent.

For calendar year beginning Jan. 1, 2020, the exclusion is limited to 60 percent.

For calendar year beginning Jan. 1, 2021, the exclusion is limited to 80 percent.

For calendar year beginning Jan. 1, 2022, and each calendar year thereafter, the exclusion is limited to 100 percent.

 **CAUTION:** Show percent as a whole number. Do not use a decimal.