

MONTHLY REVENUE REPORT

Tom Wolf, Governor C. Daniel Hassell, Secretary of Revenue



JULY 2021

GENERAL FUND

Attached to this edition of the Monthly Revenue Report are the monthly and cumulative monthly distribution tables of the Official 2021-22 revenue estimates for the General Fund and the Motor License Fund.

General Fund Collections for the month of July were \$2.7 billion.

- Total Corporation Tax collections for July totaled \$190.5 million.
- Sales and Use Tax (SUT) collections for July totaled \$1.2 billion.
- Total Personal Income Tax (PIT) collections for July totaled \$959.1 million.
- Realty Transfer Tax (RTT) revenues for July totaled \$34.1 million.
- Inheritance Tax revenues for July totaled \$117.3 million.
- Other tax revenue including Cigarette, Malt Beverage, Liquor, Gaming, and other miscellaneous tax collections totaled \$133.6 million for the month of July.
- Nontax revenue collections for the month of July totaled \$28.4 million.

IN THIS ISSUE

- | | | | |
|---|---------------|--|----------------|
| • General Fund | <i>Page 1</i> | • Motor License Fund Growth | <i>Page 7</i> |
| • Motor License and Gaming Funds | <i>Page 2</i> | • Motor License Fund Comparison of Actual to Estimate July 2021 | <i>Page 7</i> |
| • Revenue Receipts for Selected Special Funds | <i>Page 2</i> | • Fiscal Year 2021-22 General Fund Monthly Distribution | <i>Page 8</i> |
| • Refunds of Taxes | <i>Page 2</i> | • Fiscal Year 2021-22 General Fund Cumulative Monthly Distribution | <i>Page 9</i> |
| • 2021-22 General Fund Revenues | <i>Page 3</i> | • Fiscal Year 2021-22 Motor License Fund Monthly Distribution | <i>Page 10</i> |
| • Key Economic Indicators | <i>Page 4</i> | • Fiscal Year 2021-22 Motor License Fund Cumulative Monthly Distribution | <i>Page 11</i> |
| • General Fund Growth | <i>Page 5</i> | | |
| • General Fund Comparison of Actual to Estimate July 2021 | <i>Page 6</i> | | |

Direct inquiries to the Pennsylvania Department of Revenue Bureau of Research
1147 Strawberry Square | Harrisburg, PA 17128-1100 | 717.787.6300 | www.revenue.pa.gov

MONTHLY REVENUE REPORT

Tom Wolf, Governor C. Daniel Hassell, Secretary of Revenue



JULY 2021

MOTOR LICENSE AND GAMING FUNDS

Motor License Fund collections were \$234.4 million in July.

The State Gaming Fund collected \$90.8 million in July.

REVENUE RECEIPTS FOR SELECTED SPECIAL FUNDS

\$K

FUND NAME	JULY 2021	JULY 2020	JULY 2019	FISCAL YTD 2021-22	FISCAL YTD 2020-21	FISCAL YTD 2019-20
Lottery ¹	242,730	129,877	291,299	242,730	129,877	291,299
Public Transportation Assistance	48,994	41,010	48,934	48,994	41,010	48,934
Game Commission	11,130	36,931	36,710	11,130	36,931	36,710
Fish	1,907	3,083	2,102	1,907	3,083	2,102
Racing	-822	-1,192	427	-822	-1,192	427
Banking	8,884	7,949	8,849	8,884	7,949	8,849
Fire Insurance	-2,041	0	-4,676	-2,041	0	-4,676
Municipal Pension	-16,797	226	-11,709	-16,797	226	-11,709
Highway/Bridge ²	19,090	17,389	18,356	19,090	17,389	18,356
State Gaming	90,809	67,243	75,160	90,809	67,243	75,160
Economic Development & Tourism	11,500	8,917	12,117	11,500	8,917	12,117

¹ Excludes field paid prizes, commissions, and expenses. ² Restricted receipts account within the Motor License Fund.

REFUNDS OF TAXES

\$K

	JULY 2021	JULY 2020	JULY 2019	FISCAL YTD 2021-22	FISCAL YTD 2020-21	FISCAL YTD 2019-20
GENERAL FUND	112,219	110,098	83,596	112,219	110,098	83,596
Corporation Taxes	19,871	26,127	34,347	19,871	26,127	34,347
Sales and Use Tax	12,711	12,552	10,438	12,711	12,552	10,438
Employer Tax	204	588	678	204	588	678
Personal Income Tax	74,119	68,603	33,860	74,119	68,603	33,860
Miscellaneous	5,313	2,229	4,273	5,313	2,229	4,273
MOTOR LICENSE FUND	1,975	6,311	3,117	1,975	6,311	3,117

Refund numbers reflect amounts recorded by the Department of Revenue in the executive authorizations for refunds.

MONTHLY REVENUE REPORT

Tom Wolf, Governor C. Daniel Hassell, Secretary of Revenue

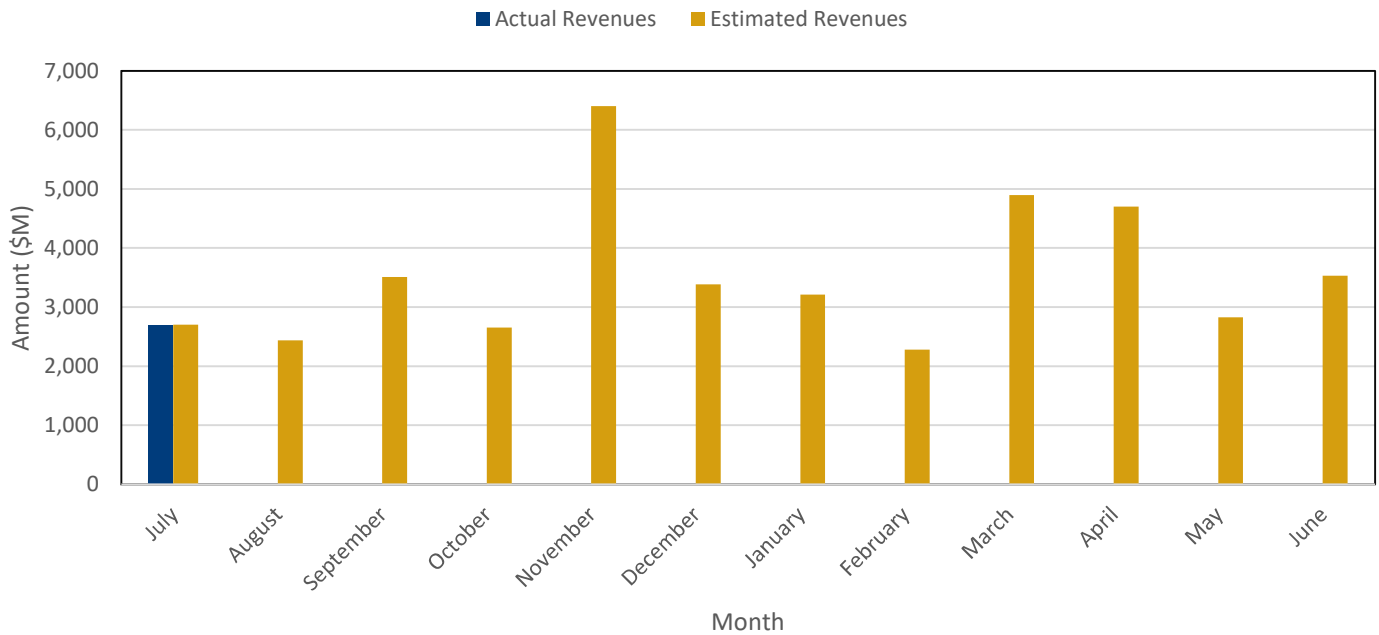


pennsylvania
DEPARTMENT OF REVENUE

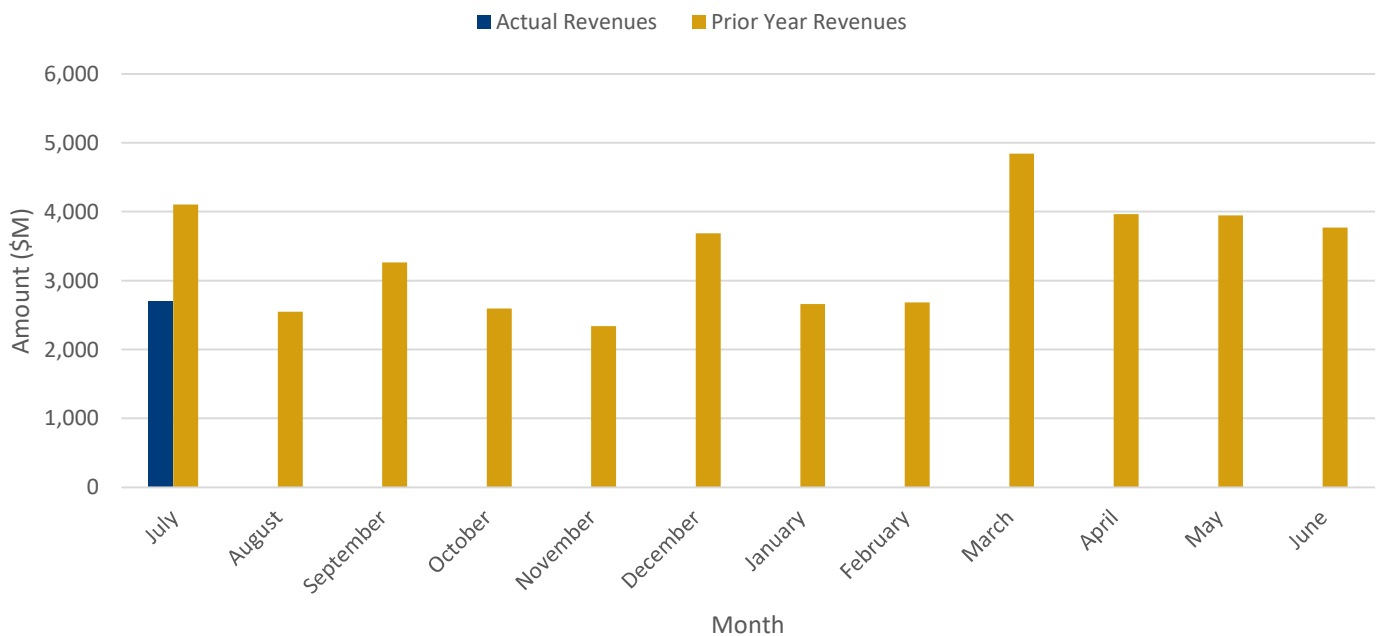
JULY 2021

2021-22 GENERAL FUND REVENUES

Actual vs. Estimated Revenue Collections



Actual vs. Prior Year Revenue Collections



MONTHLY REVENUE REPORT

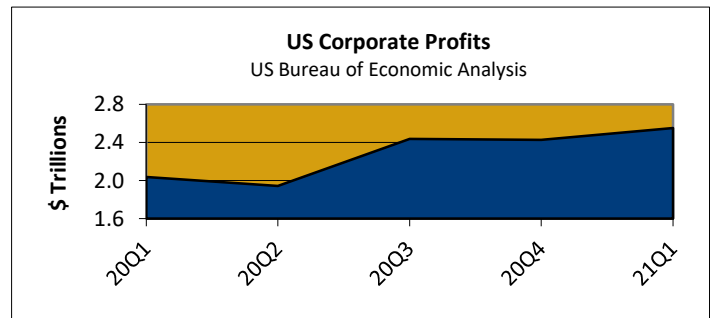
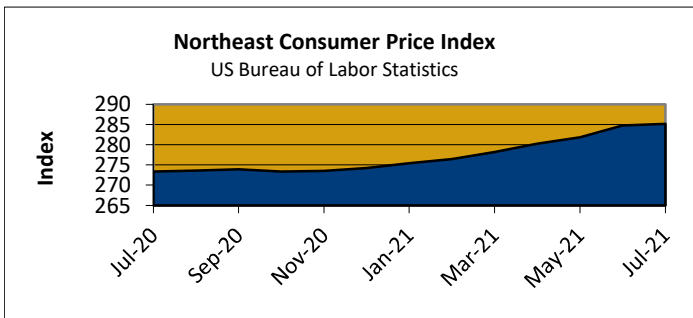
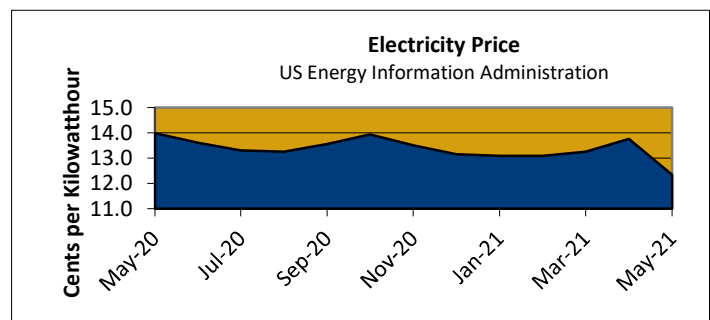
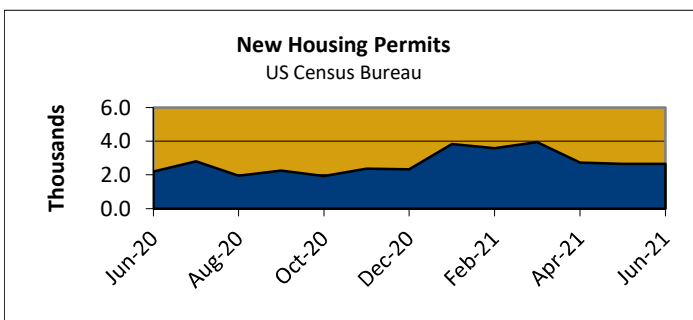
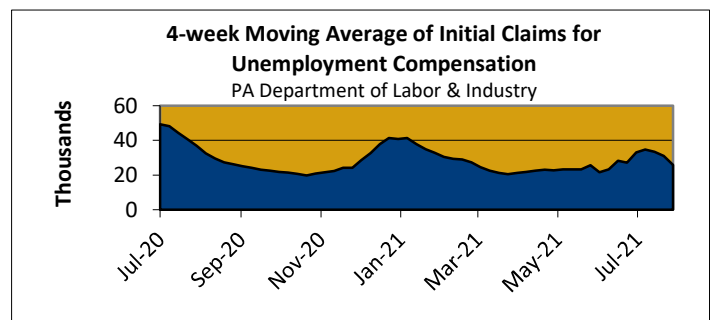
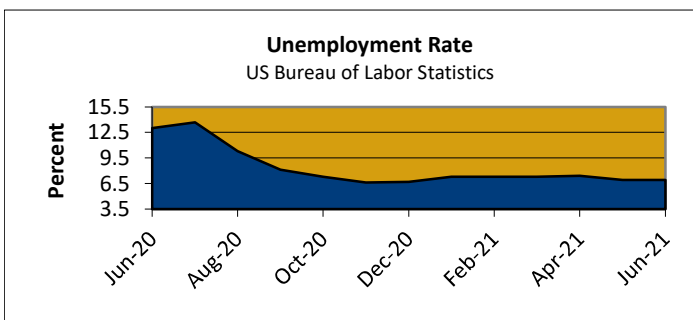
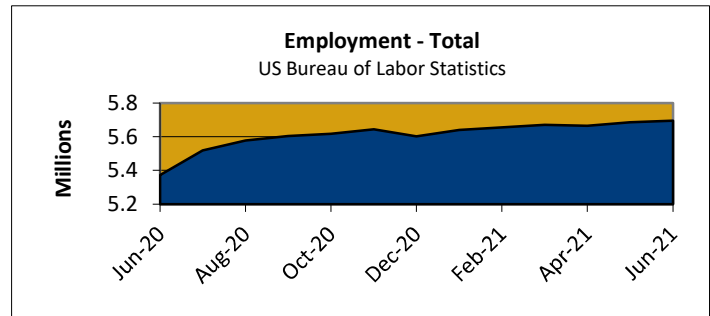
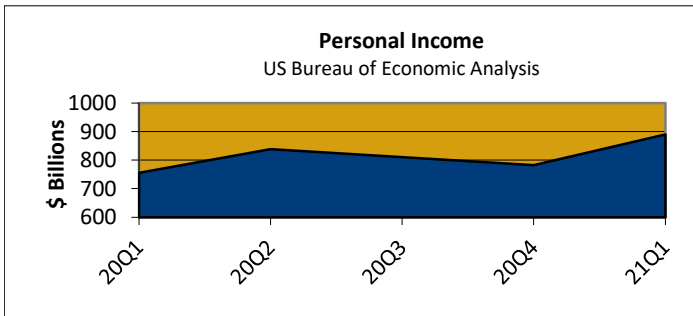
Tom Wolf, Governor C. Daniel Hassell, Secretary of Revenue



pennsylvania
DEPARTMENT OF REVENUE

JULY 2021

KEY ECONOMIC INDICATORS



Notes:

Personal Income, Total Employment, Unemployment Rate, and Corporate Profits data are seasonally adjusted.

All data is Pennsylvania specific, except for Consumer Price Index, which is for PA, NJ, NY, CT, RI, MA, VT, NH, and ME, and Corporate Profits, which is for the US.

MONTHLY REVENUE REPORT

Tom Wolf, Governor C. Daniel Hassell, Secretary of Revenue



JULY 2021

GENERAL FUND GROWTH

\$K

REVENUE SOURCES	JULY 2021	JULY 2020	GROWTH	FISCAL YTD 2021-22	FISCAL YTD 2020-21	GROWTH
TOTAL - GENERAL FUND	2,700,218	4,103,954	-34.2%	2,700,218	4,103,954	-34.2%
TOTAL - TAX REVENUE	2,671,813	4,089,812	-34.7%	2,671,813	4,089,812	-34.7%
TOTAL - CORPORATION TAXES	190,482	240,494	-20.8%	190,482	240,494	-20.8%
Accelerated Deposits	-3,237	1,305	-348.1%	-3,237	1,305	-348.1%
Corporate Net Income	171,402	236,730	-27.6%	171,402	236,730	-27.6%
Gross Receipts	2,573	889	189.4%	2,573	889	189.4%
Utility Property	5	7	-26.4%	5	7	-26.4%
Insurance Premiums	19,101	221	8546.6%	19,101	221	8546.6%
Bank Shares	325	312	4.4%	325	312	4.4%
Mutual Thrift	313	1,030	-69.6%	313	1,030	-69.6%
TOTAL - CONSUMPTION TAXES	1,331,433	1,375,294	-3.2%	1,331,433	1,375,294	-3.2%
SALES & USE	1,237,269	1,255,720	-1.5%	1,237,269	1,255,720	-1.5%
Non-Motor Vehicle	1,074,473	1,063,626	1.0%	1,074,473	1,063,626	1.0%
Motor Vehicle	162,796	192,094	-15.3%	162,796	192,094	-15.3%
Cigarette	43,295	74,014	-41.5%	43,295	74,014	-41.5%
Other Tobacco Products	12,549	11,067	13.4%	12,549	11,067	13.4%
Malt Beverage	2,128	2,041	4.2%	2,128	2,041	4.2%
Liquor	36,191	32,452	11.5%	36,191	32,452	11.5%
TOTAL - OTHER TAXES	1,149,897	2,474,024	-53.5%	1,149,897	2,474,024	-53.5%
PERSONAL INCOME	959,145	2,312,467	-58.5%	959,145	2,312,467	-58.5%
Withholding	867,627	922,606	-6.0%	867,627	922,606	-6.0%
Quarterly	52,396	466,577	-88.8%	52,396	466,577	-88.8%
Annual	39,122	923,283	-95.8%	39,122	923,283	-95.8%
Realty Transfer	34,070	17,907	90.3%	34,070	17,907	90.3%
Inheritance	117,255	118,385	-1.0%	117,255	118,385	-1.0%
Gaming	26,648	12,585	111.7%	26,648	12,585	111.7%
Minor & Repealed	12,780	12,680	0.8%	12,780	12,680	0.8%
TOTAL - NON-TAX REVENUE	28,405	14,142	100.9%	28,405	14,142	100.9%
Liquor Store Profits	0	0		0	0	
Licenses & Fees	10,183	15,348	-33.6%	10,183	15,348	-33.6%
Miscellaneous	12,286	-5,544	321.6%	12,286	-5,544	321.6%
Fines, Penalties, & Interest	5,936	4,338	36.8%	5,936	4,338	36.8%

MONTHLY REVENUE REPORT

Tom Wolf, Governor C. Daniel Hassell, Secretary of Revenue



pennsylvania
DEPARTMENT OF REVENUE

JULY 2021

GENERAL FUND COMPARISON OF ACTUAL TO ESTIMATE

\$K

REVENUE SOURCES	JULY		DIFFERENCE		FISCAL YTD		DIFFERENCE	
	ACTUAL	ESTIMATED	AMOUNT	PERCENT	ACTUAL	ESTIMATED	AMOUNT	PERCENT
TOTAL - GENERAL FUND	2,700,218	2,703,300	-3,082	-0.1%	2,700,218	2,703,300	-3,082	-0.1%
TOTAL - TAX REVENUE	2,671,813	2,675,000	-3,187	-0.1%	2,671,813	2,675,000	-3,187	-0.1%
TOTAL - CORPORATION TAXES	190,482	193,700	-3,218	-1.7%	190,482	193,700	-3,218	-1.7%
Accelerated Deposits	-3,237	0	-3,237		-3,237	0	-3,237	
Corporate Net Income	171,402	171,400	2	0.0%	171,402	171,400	2	0.0%
Gross Receipts	2,573	2,600	-27	-1.0%	2,573	2,600	-27	-1.0%
Utility Property	5	0	5		5	0	5	
Insurance Premiums	19,101	19,100	1	0.0%	19,101	19,100	1	0.0%
Bank Shares	325	300	25	8.4%	325	300	25	8.4%
Mutual Thrift	313	300	13	4.5%	313	300	13	4.5%
TOTAL - CONSUMPTION TAXES	1,331,433	1,331,400	33	0.0%	1,331,433	1,331,400	33	0.0%
SALES & USE	1,237,269	1,237,300	-31	0.0%	1,237,269	1,237,300	-31	0.0%
Non-Motor Vehicle	1,074,473	1,074,500	-27	0.0%	1,074,473	1,074,500	-27	0.0%
Motor Vehicle	162,796	162,800	-4	0.0%	162,796	162,800	-4	0.0%
Cigarette	43,295	43,300	-5	0.0%	43,295	43,300	-5	0.0%
Other Tobacco Products	12,549	12,500	49	0.4%	12,549	12,500	49	0.4%
Malt Beverage	2,128	2,100	28	1.3%	2,128	2,100	28	1.3%
Liquor	36,191	36,200	-9	0.0%	36,191	36,200	-9	0.0%
TOTAL - OTHER TAXES	1,149,897	1,149,900	-3	0.0%	1,149,897	1,149,900	-3	0.0%
PERSONAL INCOME	959,145	959,100	45	0.0%	959,145	959,100	45	0.0%
Withholding	867,627	867,600	27	0.0%	867,627	867,600	27	0.0%
Quarterly	52,396	52,400	-4	0.0%	52,396	52,400	-4	0.0%
Annual	39,122	39,100	22	0.1%	39,122	39,100	22	0.1%
Realty Transfer	34,070	34,100	-30	-0.1%	34,070	34,100	-30	-0.1%
Inheritance	117,255	117,300	-45	0.0%	117,255	117,300	-45	0.0%
Gaming	26,648	26,600	48	0.2%	26,648	26,600	48	0.2%
Minor & Repealed	12,780	12,800	-20	-0.2%	12,780	12,800	-20	-0.2%
TOTAL - NON-TAX REVENUE	28,405	28,300	105	0.4%	28,405	28,300	105	0.4%
Liquor Store Profits	0	0	0		0	0	0	
Licenses & Fees	10,183	10,200	-17	-0.2%	10,183	10,200	-17	-0.2%
Miscellaneous	12,286	12,200	86	0.7%	12,286	12,200	86	0.7%
Fines, Penalties, & Interest	5,936	5,900	36	0.6%	5,936	5,900	36	0.6%

MONTHLY REVENUE REPORT

Tom Wolf, Governor C. Daniel Hassell, Secretary of Revenue



JULY 2021

MOTOR LICENSE FUND GROWTH

\$K

REVENUE SOURCES	JULY 2021	JULY 2020	GROWTH	FISCAL YTD 2021-22	FISCAL YTD 2020-21	GROWTH
TOTAL - MOTOR LICENSE FUND	234,433	287,483	-18.5%	234,433	287,483	-18.5%
TOTAL - LIQUID FUELS TAXES	147,506	168,673	-12.5%	147,506	168,673	-12.5%
Motor Carriers/IFTA	1,985	2,872	-30.9%	1,985	2,872	-30.9%
Alternative Fuels	1,567	770	103.4%	1,567	770	103.4%
Oil Company Franchise	84,073	61,654	36.4%	84,073	61,654	36.4%
Act 89 OCFT - Fuels	12,083	10,355	16.7%	12,083	10,355	16.7%
Act 89 OCFT - Liquid	47,799	93,028	-48.6%	47,799	93,028	-48.6%
Minor & Repealed	1	-7	107.5%	1	-7	107.5%
TOTAL - LICENSES AND FEES	83,573	110,695	-24.5%	83,573	110,695	-24.5%
Special Hauling Permits	3,110	2,937	5.9%	3,110	2,937	5.9%
Registrations Other States-IRP	13,792	11,818	16.7%	13,792	11,818	16.7%
Operators Licenses	3,312	4,196	-21.1%	3,312	4,196	-21.1%
Real ID	430	1,501	-71.3%	430	1,501	-71.3%
Vehicle Registrations & Titling	69,757	89,863	-22.4%	69,757	89,863	-22.4%
Miscellaneous Collections	-6,828	379	-1901.2%	-6,828	379	-1901.2%
TOTAL - OTHER MOTOR RECEIPTS	3,354	8,115	-58.7%	3,354	8,115	-58.7%
Fines, Penalties, & Interest	2,474	7,431	-66.7%	2,474	7,431	-66.7%
Miscellaneous - Treasury	677	575	17.8%	677	575	17.8%
Other Miscellaneous	203	110	84.7%	203	110	84.7%

MOTOR LICENSE FUND COMPARISON OF ACTUAL TO ESTIMATE

\$K

	JULY		DIFFERENCE		FISCAL YTD		DIFFERENCE	
	ACTUAL	ESTIMATED	AMOUNT	PERCENT	ACTUAL	ESTIMATED	AMOUNT	PERCENT
TOTAL - MOTOR LICENSE FUND	234,433	232,100	2,333	1.0%	234,433	232,100	2,333	1.0%
TOTAL - LIQUID FUELS TAXES	147,506	147,600	-94	-0.1%	147,506	147,600	-94	-0.1%
Motor Carriers/IFTA	1,985	2,000	-15	-0.8%	1,985	2,000	-15	-0.8%
Alternative Fuels	1,567	1,600	-33	-2.1%	1,567	1,600	-33	-2.1%
Oil Company Franchise	84,073	84,100	-27	0.0%	84,073	84,100	-27	0.0%
Act 89 OCFT - Fuels	12,083	12,100	-17	-0.1%	12,083	12,100	-17	-0.1%
Act 89 OCFT - Liquid	47,799	47,800	-1	0.0%	47,799	47,800	-1	0.0%
Minor & Repealed	1	0	1		1	0	1	
TOTAL - LICENSES AND FEES	83,573	83,600	-27	0.0%	83,573	83,600	-27	0.0%
TOTAL - OTHER MOTOR RECEIPTS	3,354	900	2,454	272.7%	3,354	900	2,454	272.7%

MONTHLY REVENUE REPORT

Tom Wolf, Governor C. Daniel Hassell, Secretary of Revenue



JULY 2021

FISCAL YEAR 2021-22 GENERAL FUND MONTHLY DISTRIBUTION

\$K

	JUL	AUG	SEP	OCT	NOV	DEC	JAN	FEB	MAR	APR	MAY	JUN
TOTAL - GENERAL FUND	2,703,300	2,438,800	3,507,200	2,654,200	6,403,600	3,381,700	3,212,600	2,278,600	4,897,900	4,698,800	2,828,700	3,530,800
TOTAL - TAX REVENUE	2,675,000	2,421,200	3,485,600	2,635,200	2,466,100	3,353,200	3,206,100	2,267,100	4,747,400	4,464,200	2,789,600	3,497,100
TOTAL - Corporation Taxes	193,700	85,100	664,500	133,000	152,800	654,000	184,400	111,500	2,168,400	369,700	381,400	566,000
Accelerated Deposits	0	0	0	0	0	0	0	0	0	0	0	0
Corporate Net Income	171,400	79,700	647,900	127,800	149,800	643,000	121,800	90,900	490,300	329,600	347,500	576,800
Gross Receipts	2,600	3,300	4,300	3,800	1,500	5,400	2,300	3,300	987,800	1,700	500	3,700
Utility Property	0	400	900	100	0	200	0	0	500	8,500	30,100	200
Insurance Premiums	19,100	700	400	200	200	600	57,900	13,700	322,400	24,300	1,300	-21,000
Bank Shares	300	200	6,700	700	400	1,300	1,800	3,600	362,700	3,600	1,800	2,600
Mutual Thrift	300	800	4,300	400	900	3,500	600	0	4,700	2,000	200	3,700
TOTAL - Consumption Taxes	1,331,400	1,212,600	1,184,200	1,263,000	1,155,300	1,251,700	1,258,200	1,001,900	1,046,500	1,116,100	1,212,000	1,263,600
Sales & Use	1,237,300	1,060,600	1,034,600	1,126,300	1,005,200	1,081,700	1,164,500	879,800	923,300	1,092,300	1,073,600	1,121,900
Non-Motor Vehicle	1,074,500	905,400	884,800	960,600	872,000	949,800	1,032,800	769,800	775,300	931,400	929,000	965,700
Motor Vehicle	162,800	155,200	149,800	165,700	133,200	131,900	131,700	110,000	148,000	160,900	144,600	156,200
Cigarette	43,300	102,200	100,700	90,800	95,800	102,300	51,300	78,800	77,500	-22,300	89,500	92,200
Other Tobacco Products	12,500	12,200	12,700	11,100	12,700	12,200	11,200	11,300	10,600	11,800	12,100	12,600
Malt Beverage	2,100	2,200	2,200	1,800	1,900	1,800	1,700	1,500	1,800	1,800	1,900	2,100
Liquor	36,200	35,400	34,000	33,000	39,700	53,700	29,500	30,500	33,300	32,500	34,900	34,800
TOTAL - Other Taxes	1,149,900	1,123,500	1,636,900	1,239,200	1,158,000	1,447,500	1,763,500	1,153,700	1,532,500	2,978,400	1,196,200	1,667,500
Personal Income	959,100	911,700	1,438,000	1,042,300	959,700	1,251,000	1,568,200	991,700	1,416,800	2,785,900	983,100	1,461,300
Withholding	867,600	848,300	996,600	861,600	912,100	1,139,300	965,500	928,600	1,195,900	941,500	904,600	1,036,100
Quarterly	52,400	37,600	408,600	72,100	23,100	87,600	576,400	25,600	59,300	379,600	22,100	386,600
Annual	39,100	25,800	32,800	108,600	24,500	24,100	26,300	37,500	161,600	1,464,800	56,400	38,600
Realty Transfer	34,100	70,700	60,800	68,100	58,300	67,100	58,300	39,700	53,000	51,700	55,400	65,700
Inheritance	117,300	122,500	118,000	115,300	113,500	118,300	107,400	101,600	127,400	111,000	116,700	108,400
Gaming	26,600	21,500	21,300	19,500	26,200	27,100	27,800	20,500	21,400	28,200	21,000	23,000
Minor & Repealed	12,800	-2,900	-1,200	-6,000	300	-16,000	1,800	200	-86,100	1,600	20,000	9,100
TOTAL - NON-TAX REVENUE	28,300	17,600	21,600	19,000	3,937,500	28,500	6,500	11,500	150,500	234,600	39,100	33,700
Liquor Store Profits	0	0	0	0	100,000	0	0	0	85,100	0	0	0
Licenses & Fees	10,200	6,800	6,800	4,800	6,800	25,700	4,800	6,800	35,500	1,100	9,400	6,800
Miscellaneous	12,200	4,000	7,800	7,400	3,823,600	-3,800	-4,000	-900	23,800	227,400	22,500	32,700
Treasury	500	4,300	2,900	1,600	1,800	1,400	1,200	1,400	3,500	700	3,500	5,400
Escheats	-8,000	-2,800	1,600	1,500	-8,400	-7,300	-10,700	-4,500	19,600	224,300	17,100	8,800
Other Miscellaneous	19,700	2,500	3,300	4,300	3,830,200	2,100	5,500	2,200	700	2,400	1,900	18,500
Fines, Penalties, & Interest	5,900	6,800	7,000	6,800	7,100	6,600	5,700	5,600	6,100	6,100	7,200	-5,800

MONTHLY REVENUE REPORT

Tom Wolf, Governor C. Daniel Hassell, Secretary of Revenue



JULY 2021

FISCAL YEAR 2021-22 GENERAL FUND CUMULATIVE MONTHLY DISTRIBUTION

\$K

	JUL	AUG	SEP	OCT	NOV	DEC	JAN	FEB	MAR	APR	MAY	JUN
TOTAL - GENERAL FUND	2,703,300	5,142,100	8,649,300	11,303,500	17,707,100	21,088,800	24,301,400	26,580,000	31,477,900	36,176,700	39,005,400	42,536,200
TOTAL - TAX REVENUE	2,675,000	5,096,200	8,581,800	11,217,000	13,683,100	17,036,300	20,242,400	22,509,500	27,256,900	31,721,100	34,510,700	38,007,800
TOTAL - Corporation Taxes	193,700	278,800	943,300	1,076,300	1,229,100	1,883,100	2,067,500	2,179,000	4,347,400	4,717,100	5,098,500	5,664,500
Accelerated Deposits	0	0	0	0	0	0	0	0	0	0	0	0
Corporate Net Income	171,400	251,100	899,000	1,026,800	1,176,600	1,819,600	1,941,400	2,032,300	2,522,600	2,852,200	3,199,700	3,776,500
Gross Receipts	2,600	5,900	10,200	14,000	15,500	20,900	23,200	26,500	1,014,300	1,016,000	1,016,500	1,020,200
Utility Property	0	400	1,300	1,400	1,400	1,600	1,600	1,600	2,100	10,600	40,700	40,900
Insurance Premiums	19,100	19,800	20,200	20,400	20,600	21,200	79,100	92,800	415,200	439,500	440,800	419,800
Bank Shares	300	500	7,200	7,900	8,300	9,600	11,400	15,000	377,700	381,300	383,100	385,700
Mutual Thrift	300	1,100	5,400	5,800	6,700	10,200	10,800	10,800	15,500	17,500	17,700	21,400
TOTAL - Consumption Taxes	1,331,400	2,544,000	3,728,200	4,991,200	6,146,500	7,398,200	8,656,400	9,658,300	10,704,800	11,820,900	13,032,900	14,296,500
Sales & Use	1,237,300	2,297,900	3,332,500	4,458,800	5,464,000	6,545,700	7,710,200	8,590,000	9,513,300	10,605,600	11,679,200	12,801,100
Non-Motor Vehicle	1,074,500	1,979,900	2,864,700	3,825,300	4,697,300	5,647,100	6,679,900	7,449,700	8,225,000	9,156,400	10,085,400	11,051,100
Motor Vehicle	162,800	318,000	467,800	633,500	766,700	898,600	1,030,300	1,140,300	1,288,300	1,449,200	1,593,800	1,750,000
Cigarette	43,300	145,500	246,200	337,000	432,800	535,100	586,400	665,200	742,700	720,400	809,900	902,100
Other Tobacco Products	12,500	24,700	37,400	48,500	61,200	73,400	84,600	95,900	106,500	118,300	130,400	143,000
Malt Beverage	2,100	4,300	6,500	8,300	10,200	12,000	13,700	15,200	17,000	18,800	20,700	22,800
Liquor	36,200	71,600	105,600	138,600	178,300	232,000	261,500	292,000	325,300	357,800	392,700	427,500
TOTAL - Other Taxes	1,149,900	2,273,400	3,910,300	5,149,500	6,307,500	7,755,000	9,518,500	10,672,200	12,204,700	15,183,100	16,379,300	18,046,800
Personal Income	959,100	1,870,800	3,308,800	4,351,100	5,310,800	6,561,800	8,130,000	9,121,700	10,538,500	13,324,400	14,307,500	15,768,800
Withholding	867,600	1,715,900	2,712,500	3,574,100	4,486,200	5,625,500	6,591,000	7,519,600	8,715,500	9,657,000	10,561,600	11,597,700
Quarterly	52,400	90,000	498,600	570,700	593,800	681,400	1,257,800	1,283,400	1,342,700	1,722,300	1,744,400	2,131,000
Annual	39,100	64,900	97,700	206,300	230,800	254,900	281,200	318,700	480,300	1,945,100	2,001,500	2,040,100
Realty Transfer	34,100	104,800	165,600	233,700	292,000	359,100	417,400	457,100	510,100	561,800	617,200	682,900
Inheritance	117,300	239,800	357,800	473,100	586,600	704,900	812,300	913,900	1,041,300	1,152,300	1,269,000	1,377,400
Gaming	26,600	48,100	69,400	88,900	115,100	142,200	170,000	190,500	211,900	240,100	261,100	284,100
Minor & Repealed	12,800	9,900	8,700	2,700	3,000	-13,000	-11,200	-11,000	-97,100	-95,500	-75,500	-66,400
TOTAL - NON-TAX REVENUE	28,300	45,900	67,500	86,500	4,024,000	4,052,500	4,059,000	4,070,500	4,221,000	4,455,600	4,494,700	4,528,400
Liquor Store Profits	0	0	0	0	100,000	100,000	100,000	100,000	185,100	185,100	185,100	185,100
Licenses & Fees	10,200	17,000	23,800	28,600	35,400	61,100	65,900	72,700	108,200	109,300	118,700	125,500
Miscellaneous	12,200	16,200	24,000	31,400	3,855,000	3,851,200	3,847,200	3,846,300	3,870,100	4,097,500	4,120,000	4,152,700
Treasury	500	4,800	7,700	9,300	11,100	12,500	13,700	15,100	18,600	19,300	22,800	28,200
Escheats	-8,000	-10,800	-9,200	-7,700	-16,100	-23,400	-34,100	-38,600	-19,000	205,300	222,400	231,200
Other Miscellaneous	19,700	22,200	25,500	29,800	3,860,000	3,862,100	3,867,600	3,869,800	3,870,500	3,872,900	3,874,800	3,893,300
Fines, Penalties, & Interest	5,900	12,700	19,700	26,500	33,600	40,200	45,900	51,500	57,600	63,700	70,900	65,100

MONTHLY REVENUE REPORT

Tom Wolf, Governor C. Daniel Hassell, Secretary of Revenue



JULY 2021

FISCAL YEAR 2021-22 MOTOR LICENSE FUND MONTHLY DISTRIBUTION

\$K

	JUL	AUG	SEP	OCT	NOV	DEC	JAN	FEB	MAR	APR	MAY	JUN
TOTAL - MOTOR LICENSE FUND	232,100	258,440	216,750	210,920	248,440	194,210	223,320	221,830	220,320	283,220	290,330	246,120
TOTAL - Liquid Fuels Taxes	147,600	170,700	143,600	131,000	175,600	124,800	144,300	151,700	111,800	163,200	168,900	145,200
Motor Carriers/IFTA	2,000	23,700	5,700	2,800	25,400	6,400	2,800	23,900	4,900	2,200	25,800	6,800
Alternative Fuels	1,600	1,200	1,100	1,100	1,100	1,100	1,100	1,100	1,100	1,100	1,100	1,200
Oil Company Franchise	84,100	86,600	78,900	88,100	82,600	77,600	81,700	83,300	71,300	74,900	83,100	79,700
Act 89 OCFT - Fuels	12,100	13,200	12,900	12,600	12,400	12,500	11,700	11,900	11,800	11,300	13,000	12,700
Act 89 OCFT - Liquid	47,800	46,000	45,000	26,400	54,100	27,200	47,000	31,500	22,700	73,700	45,900	44,800
Minor & Repealed	0	0	0	0	0	0	0	0	0	0	0	0
TOTAL - Licenses & Fees	83,600	87,000	72,400	79,200	72,300	68,900	78,400	69,700	107,600	119,400	121,000	100,400
Special Hauling Permits	3,100	2,900	2,900	2,900	2,900	2,400	2,300	2,300	2,200	2,600	2,900	3,100
Registrations Other States-IRP	13,800	8,800	9,600	11,000	15,000	14,100	11,800	13,900	21,100	26,800	11,900	13,600
Operators Licenses	3,300	4,400	4,000	4,200	4,000	4,400	3,600	4,500	4,500	3,900	4,000	4,500
Real ID	400	500	400	400	500	400	400	500	400	400	500	500
Vehicle Registrations & Titling	69,800	69,700	54,600	59,900	49,100	46,800	59,500	47,600	78,500	84,800	100,800	77,800
Miscellaneous Collections	-6,800	700	900	800	800	800	800	900	900	900	900	900
TOTAL - Other Motor Receipts	900	740	750	720	540	510	620	430	920	620	430	520
Fines, Penalties, & Interest	0	0	0	0	0	0	0	0	0	0	0	0
Miscellaneous - Treasury	700	600	600	500	400	400	500	300	800	500	300	400
Other Miscellaneous	200	140	150	220	140	110	120	130	120	120	130	120

MONTHLY REVENUE REPORT

Tom Wolf, Governor C. Daniel Hassell, Secretary of Revenue



JULY 2021

FISCAL YEAR 2021-22 MOTOR LICENSE FUND CUMULATIVE MONTHLY DISTRIBUTION

\$K

	JUL	AUG	SEP	OCT	NOV	DEC	JAN	FEB	MAR	APR	MAY	JUN
TOTAL - MOTOR LICENSE FUND	232,100	490,540	707,290	918,210	1,166,650	1,360,860	1,584,180	1,806,010	2,026,330	2,309,550	2,599,880	2,846,000
TOTAL - Liquid Fuels Taxes	147,600	318,300	461,900	592,900	768,500	893,300	1,037,600	1,189,300	1,301,100	1,464,300	1,633,200	1,778,400
Motor Carriers/IFTA	2,000	25,700	31,400	34,200	59,600	66,000	68,800	92,700	97,600	99,800	125,600	132,400
Alternative Fuels	1,600	2,800	3,900	5,000	6,100	7,200	8,300	9,400	10,500	11,600	12,700	13,900
Oil Company Franchise	84,100	170,700	249,600	337,700	420,300	497,900	579,600	662,900	734,200	809,100	892,200	971,900
Act 89 OCFT - Fuels	12,100	25,300	38,200	50,800	63,200	75,700	87,400	99,300	111,100	122,400	135,400	148,100
Act 89 OCFT - Liquid	47,800	93,800	138,800	165,200	219,300	246,500	293,500	325,000	347,700	421,400	467,300	512,100
Minor & Repealed	0	0	0	0	0	0	0	0	0	0	0	0
TOTAL - Licenses & Fees	83,600	170,600	243,000	322,200	394,500	463,400	541,800	611,500	719,100	838,500	959,500	1,059,900
Special Hauling Permits	3,100	6,000	8,900	11,800	14,700	17,100	19,400	21,700	23,900	26,500	29,400	32,500
Registrations Other States-IRP	13,800	22,600	32,200	43,200	58,200	72,300	84,100	98,000	119,100	145,900	157,800	171,400
Operators Licenses	3,300	7,700	11,700	15,900	19,900	24,300	27,900	32,400	36,900	40,800	44,800	49,300
Real ID	400	900	1,300	1,700	2,200	2,600	3,000	3,500	3,900	4,300	4,800	5,300
Vehicle Registrations & Titling	69,800	139,500	194,100	254,000	303,100	349,900	409,400	457,000	535,500	620,300	721,100	798,900
Miscellaneous Collections	-6,800	-6,100	-5,200	-4,400	-3,600	-2,800	-2,000	-1,100	-200	700	1,600	2,500
TOTAL - Other Motor Receipts	900	1,640	2,390	3,110	3,650	4,160	4,780	5,210	6,130	6,750	7,180	7,700
Fines, Penalties, & Interest	0	0	0	0	0	0	0	0	0	0	0	0
Miscellaneous - Treasury	700	1,300	1,900	2,400	2,800	3,200	3,700	4,000	4,800	5,300	5,600	6,000
Other Miscellaneous	200	340	490	710	850	960	1,080	1,210	1,330	1,450	1,580	1,700