

MONTHLY REVENUE REPORT

Tom Wolf, Governor C. Daniel Hassell, Secretary of Revenue



AUGUST 2021

GENERAL FUND

General Fund Collections of \$2.6 billion for the month of August were \$135.5 million, or 5.6 percent, above the official estimate. Fiscal year 2021-22 collections of \$5.3 billion were \$132.4 million, or 2.6 percent, above estimate.

- Total Corporation Tax collections of \$112.1 million for the month of August were \$27.0 million above the official estimate. Year-to-date collections are \$23.7 million, or 8.5 percent, above estimate.
- Sales and Use Tax (SUT) collections of \$1.1 billion were \$49.3 million above estimate. Year-to-date collections are \$49.3 million, or 2.1 percent, above estimate.
- Total Personal Income Tax (PIT) collections of \$978.8 million for the month of August were \$67.1 million above estimate. Year-to-date collections are \$67.2 million, or 3.6 percent, above the official estimate.
- Realty Transfer Tax (RTT) revenues of \$72.3 million were \$1.6 million above estimate. Year-to-date collections are \$1.5 million, or 1.5 percent, above estimate.
- Inheritance Tax revenues of \$110.0 million were \$12.5 million below estimate. Year-to-date collections are \$12.6 million, or 5.3 percent, below estimate.
- Other tax revenue including Cigarette, Malt Beverage, Liquor, Gaming, and other miscellaneous tax collections totaled \$173.0 million for the month of August.
- Nontax revenue collections for the month of August were \$0.7 million above estimate. Year-to-date collections are \$0.8 million, or 1.7 percent, above the official estimate.

IN THIS ISSUE

- | | | | |
|---|---------------|---|---------------|
| • General Fund | <i>Page 1</i> | • General Fund Growth | <i>Page 5</i> |
| • Motor License and Gaming Funds | <i>Page 2</i> | • General Fund Comparison of Actual to Estimate August 2021 | <i>Page 6</i> |
| • Revenue Receipts for Selected Special Funds | <i>Page 2</i> | • Motor License Fund Growth | <i>Page 7</i> |
| • Refunds of Taxes | <i>Page 2</i> | • Motor License Fund Comparison of Actual to Estimate August 2021 | <i>Page 7</i> |
| • 2021-22 General Fund Revenues | <i>Page 3</i> | | |
| • Key Economic Indicators | <i>Page 4</i> | | |

Direct inquiries to the Pennsylvania Department of Revenue Bureau of Research
1147 Strawberry Square | Harrisburg, PA 17128-1100 | 717.787.6300 | www.revenue.pa.gov

MONTHLY REVENUE REPORT

Tom Wolf, Governor C. Daniel Hassell, Secretary of Revenue



AUGUST 2021

MOTOR LICENSE AND GAMING FUNDS

Motor License Fund collections of \$258.5 million in August were \$0.1 million above the official estimate. Fiscal year 2021-22 collections of \$493.0 million were \$2.4 million, or 0.5 percent, above the official estimate.

The State Gaming Fund collected \$101.9 million in August. Fiscal year-to-date collections for the fund total \$192.7 million.

REVENUE RECEIPTS FOR SELECTED SPECIAL FUNDS

\$K

FUND NAME	AUGUST 2021	AUGUST 2020	AUGUST 2019	FISCAL YTD 2021-22	FISCAL YTD 2020-21	FISCAL YTD 2019-20
Lottery ¹	181,475	137,639	119,220	424,206	267,516	410,519
Public Transportation Assistance	12,718	12,661	10,748	61,712	53,671	59,682
Game Commission	10,049	10,032	16,320	21,179	46,962	53,030
Fish	1,764	1,546	1,616	3,671	4,629	3,718
Racing	1,750	5,360	2,175	928	4,168	2,601
Banking	3,814	3,643	2,186	12,698	11,593	11,035
Fire Insurance	1	0	134	-2,040	0	-4,541
Municipal Pension	17	153	825	-16,780	379	-10,884
Highway/Bridge ²	20,159	20,720	20,980	39,248	38,109	39,336
State Gaming	101,860	72,008	65,851	192,669	139,252	141,011
Economic Development & Tourism	12,538	9,164	10,516	24,038	18,080	22,633

¹ Excludes field paid prizes, commissions, and expenses. ² Restricted receipts account within the Motor License Fund.

REFUNDS OF TAXES

\$K

	AUGUST 2021	AUGUST 2020	AUGUST 2019	FISCAL YTD 2021-22	FISCAL YTD 2020-21	FISCAL YTD 2019-20
GENERAL FUND	97,912	88,475	88,787	210,131	198,572	172,384
Corporation Taxes	24,129	35,028	49,670	44,001	61,154	84,017
Sales and Use Tax	9,569	11,730	6,659	22,280	24,282	17,097
Employer Tax	264	460	155	468	1,047	833
Personal Income Tax	60,873	36,583	29,240	134,992	105,186	63,100
Miscellaneous	3,077	4,674	3,063	8,391	6,903	7,336
MOTOR LICENSE FUND	2,473	1,747	3,666	4,447	8,058	6,783

Refund numbers reflect amounts recorded by the Department of Revenue in the executive authorizations for refunds.

MONTHLY REVENUE REPORT

Tom Wolf, Governor C. Daniel Hassell, Secretary of Revenue

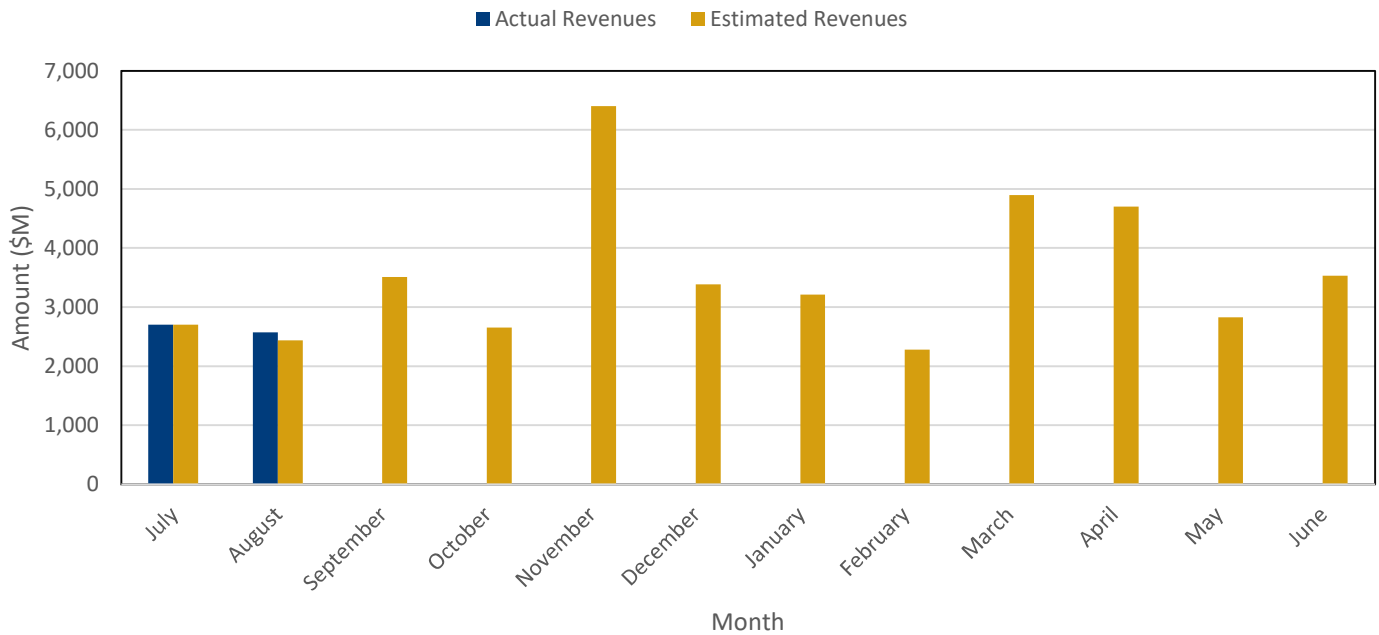


pennsylvania
DEPARTMENT OF REVENUE

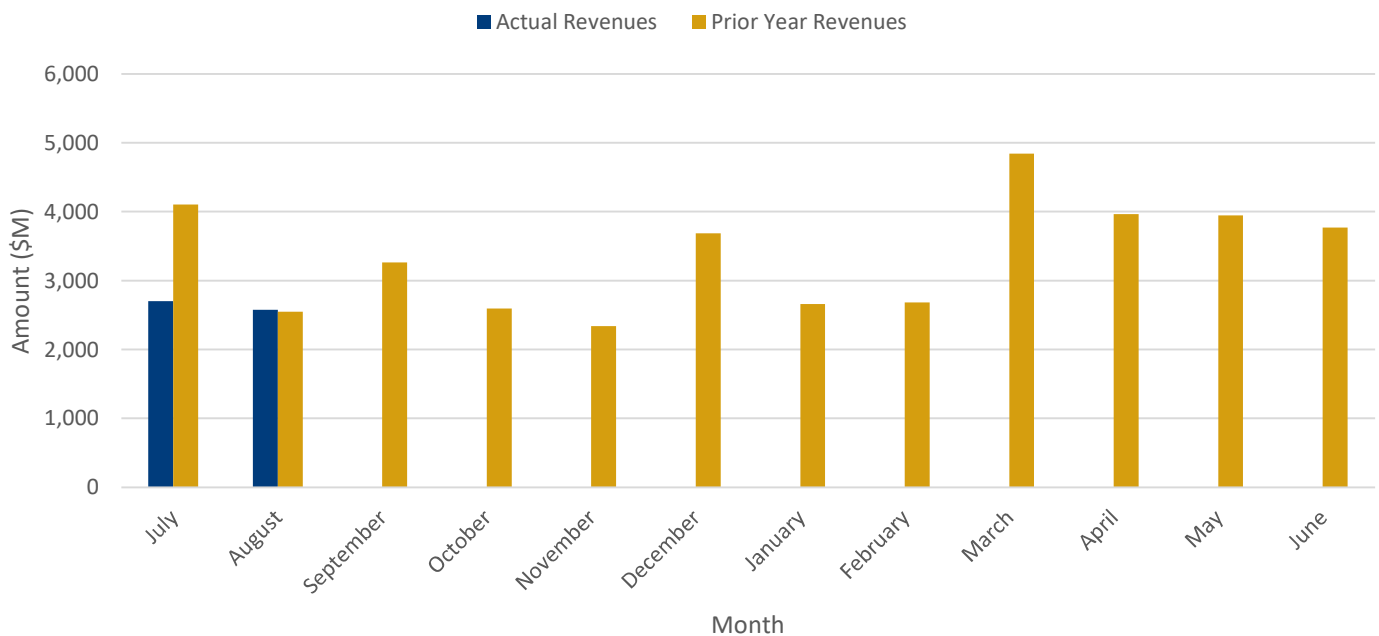
AUGUST 2021

2021-22 GENERAL FUND REVENUES

Actual vs. Estimated Revenue Collections



Actual vs. Prior Year Revenue Collections



MONTHLY REVENUE REPORT

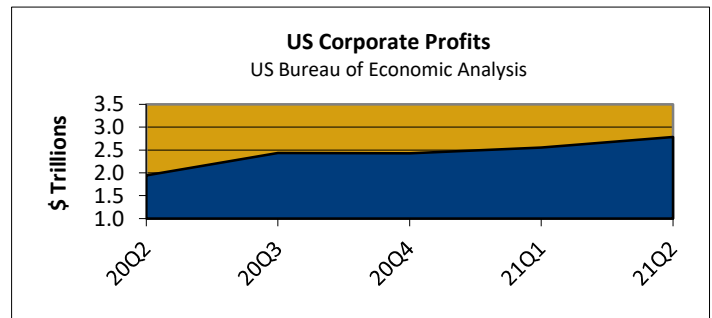
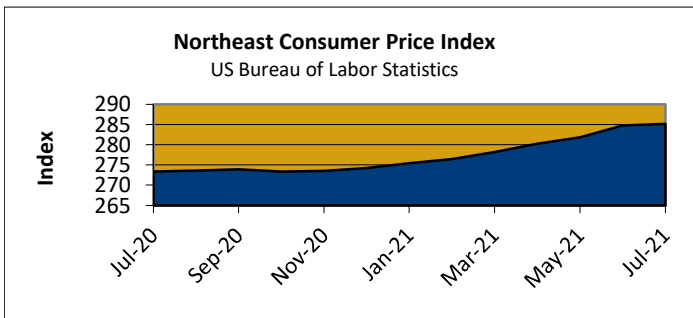
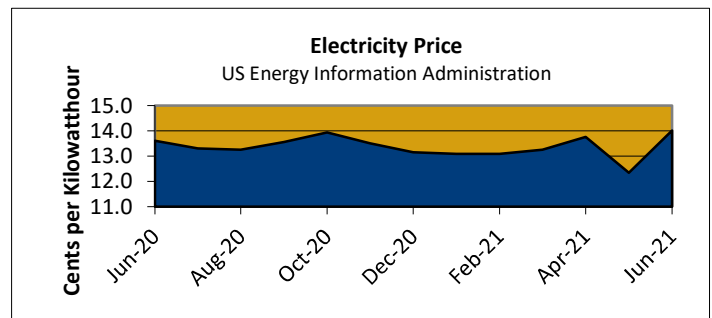
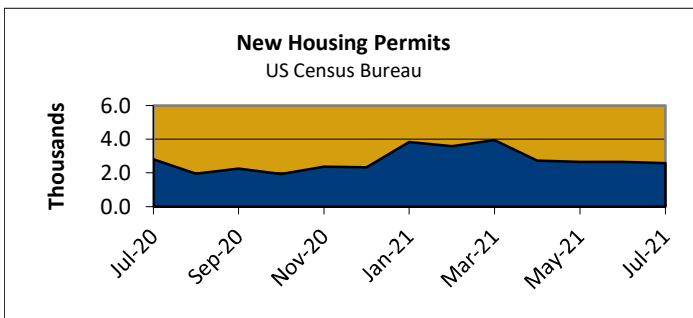
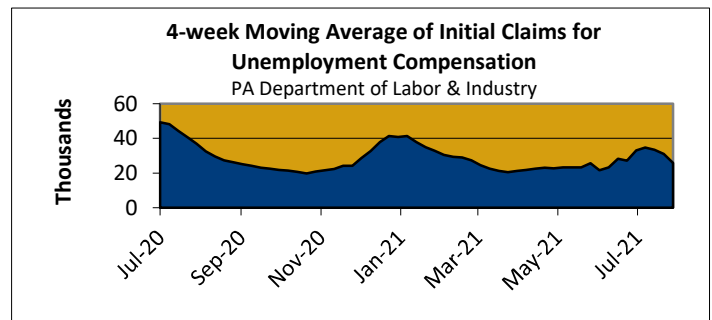
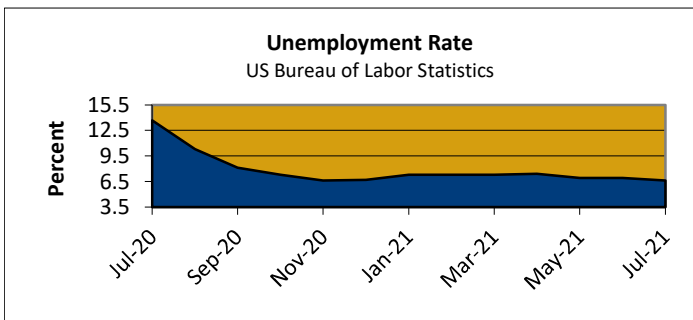
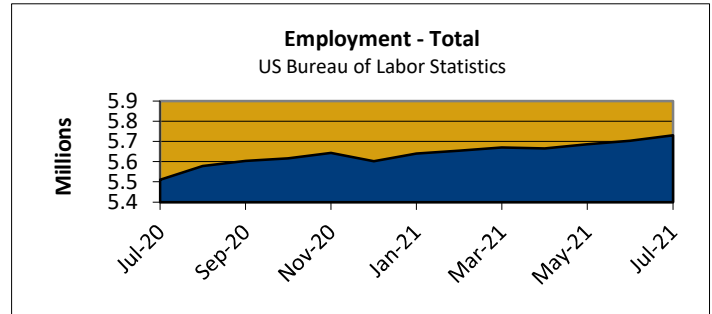
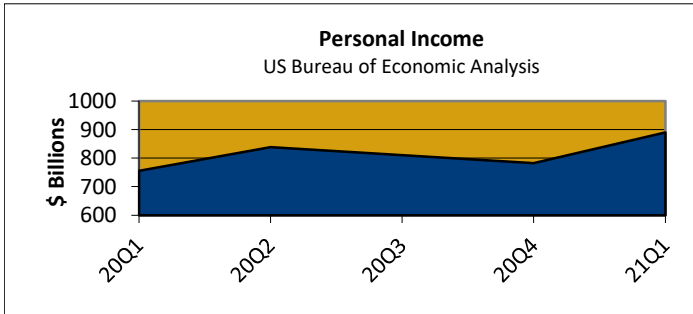
Tom Wolf, Governor C. Daniel Hassell, Secretary of Revenue



pennsylvania
DEPARTMENT OF REVENUE

AUGUST 2021

KEY ECONOMIC INDICATORS



Notes:

Personal Income, Total Employment, Unemployment Rate, and Corporate Profits data are seasonally adjusted.

All data is Pennsylvania specific, except for Consumer Price Index, which is for PA, NJ, NY, CT, RI, MA, VT, NH, and ME, and Corporate Profits, which is for the US.

MONTHLY REVENUE REPORT

Tom Wolf, Governor C. Daniel Hassell, Secretary of Revenue



AUGUST 2021

GENERAL FUND GROWTH

\$K

REVENUE SOURCES	AUGUST 2021	AUGUST 2020	GROWTH	FISCAL YTD 2021-22	FISCAL YTD 2020-21	GROWTH
TOTAL - GENERAL FUND	2,574,278	2,548,391	1.0%	5,274,496	6,652,344	-20.7%
TOTAL - TAX REVENUE	2,555,983	2,527,742	1.1%	5,227,796	6,617,554	-21.0%
TOTAL - CORPORATION TAXES	112,065	303,309	-63.1%	302,547	543,803	-44.4%
Accelerated Deposits	31	11,435	-99.7%	-3,206	12,740	-125.2%
Corporate Net Income	105,982	287,254	-63.1%	277,385	523,984	-47.1%
Gross Receipts	1,789	3,226	-44.5%	4,363	4,115	6.0%
Utility Property	865	491	76.4%	870	497	75.0%
Insurance Premiums	430	479	-10.2%	19,531	700	2689.8%
Bank Shares	383	6	6287.0%	708	318	122.9%
Mutual Thrift	2,584	418	518.6%	2,897	1,448	100.1%
TOTAL - CONSUMPTION TAXES	1,258,875	1,186,923	6.1%	2,590,308	2,562,217	1.1%
SALES & USE	1,109,899	1,030,367	7.7%	2,347,169	2,286,087	2.7%
Non-Motor Vehicle	960,007	868,863	10.5%	2,034,480	1,932,489	5.3%
Motor Vehicle	149,893	161,504	-7.2%	312,689	353,597	-11.6%
Cigarette	101,046	111,689	-9.5%	144,341	185,703	-22.3%
Other Tobacco Products	12,460	10,813	15.2%	25,009	21,879	14.3%
Malt Beverage	1,972	2,131	-7.5%	4,100	4,172	-1.7%
Liquor	33,499	31,924	4.9%	69,690	64,376	8.3%
TOTAL - OTHER TAXES	1,185,043	1,037,511	14.2%	2,334,941	3,511,535	-33.5%
PERSONAL INCOME	978,811	876,120	11.7%	1,937,957	3,188,587	-39.2%
Withholding	903,396	796,388	13.4%	1,771,023	1,718,994	3.0%
Quarterly	42,432	35,418	19.8%	94,828	501,995	-81.1%
Annual	32,983	44,315	-25.6%	72,106	967,597	-92.5%
Realty Transfer	72,269	56,486	27.9%	106,339	74,393	42.9%
Inheritance	109,953	92,062	19.4%	227,208	210,447	8.0%
Gaming	19,346	13,779	40.4%	45,994	26,365	74.5%
Minor & Repealed	4,663	-937	597.6%	17,443	11,743	48.5%
TOTAL - NON-TAX REVENUE	18,295	20,648	-11.4%	46,700	34,790	34.2%
Liquor Store Profits	0	0		0	0	
Licenses & Fees	7,434	17,430	-57.3%	17,617	32,777	-46.3%
Miscellaneous	1,794	-2,562	170.0%	14,081	-8,106	273.7%
Fines, Penalties, & Interest	9,067	5,781	56.8%	15,002	10,119	48.3%

MONTHLY REVENUE REPORT

Tom Wolf, Governor C. Daniel Hassell, Secretary of Revenue



AUGUST 2021

GENERAL FUND COMPARISON OF ACTUAL TO ESTIMATE

\$K

REVENUE SOURCES	AUGUST		DIFFERENCE		FISCAL YTD		DIFFERENCE	
	ACTUAL	ESTIMATED	AMOUNT	PERCENT	ACTUAL	ESTIMATED	AMOUNT	PERCENT
TOTAL - GENERAL FUND	2,574,278	2,438,800	135,478	5.6%	5,274,496	5,142,100	132,396	2.6%
TOTAL - TAX REVENUE	2,555,983	2,421,200	134,783	5.6%	5,227,796	5,096,200	131,596	2.6%
TOTAL - CORPORATION TAXES	112,065	85,100	26,965	31.7%	302,547	278,800	23,747	8.5%
Accelerated Deposits	31	0	31		-3,206	0	-3,206	
Corporate Net Income	105,982	79,700	26,282	33.0%	277,385	251,100	26,285	10.5%
Gross Receipts	1,789	3,300	-1,511	-45.8%	4,363	5,900	-1,537	-26.1%
Utility Property	865	400	465	116.3%	870	400	470	117.6%
Insurance Premiums	430	700	-270	-38.6%	19,531	19,800	-269	-1.4%
Bank Shares	383	200	183	91.4%	708	500	208	41.6%
Mutual Thrift	2,584	800	1,784	223.0%	2,897	1,100	1,797	163.4%
TOTAL - CONSUMPTION TAXES	1,258,875	1,212,600	46,275	3.8%	2,590,308	2,544,000	46,308	1.8%
SALES & USE	1,109,899	1,060,600	49,299	4.6%	2,347,169	2,297,900	49,269	2.1%
Non-Motor Vehicle	960,007	905,400	54,607	6.0%	2,034,480	1,979,900	54,580	2.8%
Motor Vehicle	149,893	155,200	-5,307	-3.4%	312,689	318,000	-5,311	-1.7%
Cigarette	101,046	102,200	-1,154	-1.1%	144,341	145,500	-1,159	-0.8%
Other Tobacco Products	12,460	12,200	260	2.1%	25,009	24,700	309	1.3%
Malt Beverage	1,972	2,200	-228	-10.4%	4,100	4,300	-200	-4.7%
Liquor	33,499	35,400	-1,901	-5.4%	69,690	71,600	-1,910	-2.7%
TOTAL - OTHER TAXES	1,185,043	1,123,500	61,543	5.5%	2,334,941	2,273,400	61,541	2.7%
PERSONAL INCOME	978,811	911,700	67,111	7.4%	1,937,957	1,870,800	67,157	3.6%
Withholding	903,396	848,300	55,096	6.5%	1,771,023	1,715,900	55,123	3.2%
Quarterly	42,432	37,600	4,832	12.9%	94,828	90,000	4,828	5.4%
Annual	32,983	25,800	7,183	27.8%	72,106	64,900	7,206	11.1%
Realty Transfer	72,269	70,700	1,569	2.2%	106,339	104,800	1,539	1.5%
Inheritance	109,953	122,500	-12,547	-10.2%	227,208	239,800	-12,592	-5.3%
Gaming	19,346	21,500	-2,154	-10.0%	45,994	48,100	-2,106	-4.4%
Minor & Repealed	4,663	-2,900	7,563	260.8%	17,443	9,900	7,543	76.2%
TOTAL - NON-TAX REVENUE	18,295	17,600	695	3.9%	46,700	45,900	800	1.7%
Liquor Store Profits	0	0	0		0	0	0	
Licenses & Fees	7,434	6,800	634	9.3%	17,617	17,000	617	3.6%
Miscellaneous	1,794	4,000	-2,206	-55.1%	14,081	16,200	-2,119	-13.1%
Fines, Penalties, & Interest	9,067	6,800	2,267	33.3%	15,002	12,700	2,302	18.1%

MONTHLY REVENUE REPORT

Tom Wolf, Governor C. Daniel Hassell, Secretary of Revenue



AUGUST 2021

MOTOR LICENSE FUND GROWTH

\$K

REVENUE SOURCES	AUGUST 2021	AUGUST 2020	GROWTH	FISCAL YTD 2021-22	FISCAL YTD 2020-21	GROWTH
TOTAL - MOTOR LICENSE FUND	258,549	265,767	-2.7%	492,983	553,249	-10.9%
TOTAL - LIQUID FUELS TAXES	171,862	157,837	8.9%	319,369	326,510	-2.2%
Motor Carriers/IFTA	23,662	21,116	12.1%	25,647	23,988	6.9%
Alternative Fuels	1,233	785	57.2%	2,800	1,555	80.1%
Oil Company Franchise	86,566	83,987	3.1%	170,638	145,641	17.2%
Act 89 OCFT - Fuels	13,059	13,357	-2.2%	25,142	23,712	6.0%
Act 89 OCFT - Liquid	47,342	38,606	22.6%	95,140	131,634	-27.7%
Minor & Repealed	1	-13	104.2%	1	-20	105.4%
TOTAL - LICENSES AND FEES	94,369	103,387	-8.7%	177,942	214,082	-16.9%
Special Hauling Permits	3,003	2,916	3.0%	6,113	5,853	4.4%
Registrations Other States-IRP	1,899	9,406	-79.8%	15,691	21,224	-26.1%
Operators Licenses	16,560	5,373	208.2%	19,871	9,569	107.7%
Real ID	7,397	116	6300.9%	7,827	1,617	384.1%
Vehicle Registrations & Titling	38,723	60,672	-36.2%	108,481	150,535	-27.9%
Miscellaneous Collections	26,787	24,905	7.6%	19,959	25,284	-21.1%
TOTAL - OTHER MOTOR RECEIPTS	-7,682	4,543	-269.1%	-4,328	12,658	-134.2%
Fines, Penalties, & Interest	-8,237	3,906	-310.9%	-5,764	11,337	-150.8%
Miscellaneous - Treasury	287	467	-38.6%	964	1,042	-7.5%
Other Miscellaneous	269	170	58.4%	472	280	68.8%

MOTOR LICENSE FUND COMPARISON OF ACTUAL TO ESTIMATE

\$K

	AUGUST		DIFFERENCE		FISCAL YTD		DIFFERENCE	
	ACTUAL	ESTIMATED	AMOUNT	PERCENT	ACTUAL	ESTIMATED	AMOUNT	PERCENT
TOTAL - MOTOR LICENSE FUND	258,549	258,440	109	0.0%	492,983	490,540	2,443	0.5%
TOTAL - LIQUID FUELS TAXES	171,862	170,700	1,162	0.7%	319,369	318,300	1,069	0.3%
Motor Carriers/IFTA	23,662	23,700	-38	-0.2%	25,647	25,700	-53	-0.2%
Alternative Fuels	1,233	1,200	33	2.8%	2,800	2,800	0	0.0%
Oil Company Franchise	86,566	86,600	-34	0.0%	170,638	170,700	-62	0.0%
Act 89 OCFT - Fuels	13,059	13,200	-141	-1.1%	25,142	25,300	-158	-0.6%
Act 89 OCFT - Liquid	47,342	46,000	1,342	2.9%	95,140	93,800	1,340	1.4%
Minor & Repealed	1	0	1		1	0	1	
TOTAL - LICENSES AND FEES	94,369	87,000	7,369	8.5%	177,942	170,600	7,342	4.3%
TOTAL - OTHER MOTOR RECEIPTS	-7,682	740	-8,422	-1138.1%	-4,328	1,640	-5,968	-363.9%