

MONTHLY REVENUE REPORT

Tom Wolf, Governor C. Daniel Hassell, Secretary of Revenue



SEPTEMBER 2021

GENERAL FUND

General Fund Collections of \$4.0 billion for the month of September were \$495.9 million, or 14.1 percent, above the official estimate. Fiscal year 2021-22 collections of \$9.3 billion were \$628.3 million, or 7.3 percent, above estimate.

- Total Corporation Tax collections of \$898.2 million for the month of September were \$233.7 million above the official estimate. Year-to-date collections are \$257.4 million, or 27.3 percent, above estimate.
- Sales and Use Tax (SUT) collections of \$1.1 billion were \$93.0 million above estimate. Year-to-date collections are \$142.3 million, or 4.3 percent, above estimate.
- Total Personal Income Tax (PIT) collections of \$1.5 billion for the month of September were \$97.8 million above estimate. Year-to-date collections are \$164.9 million, or 5.0 percent, above the official estimate.
- Realty Transfer Tax (RTT) revenues of \$75.6 million were \$14.8 million above estimate. Year-to-date collections are \$16.3 million, or 9.8 percent, above estimate.
- Inheritance Tax revenues of \$143.4 million were \$25.4 million above estimate. Year-to-date collections are \$12.8 million, or 3.6 percent, above estimate.
- Other tax revenue including Cigarette, Malt Beverage, Liquor, Gaming, and other miscellaneous tax collections totaled \$183.5 million for the month of September.
- Nontax revenue collections for the month of September were \$17.5 million above estimate. Year-to-date collections are \$18.3 million, or 27.2 percent, above the official estimate.

IN THIS ISSUE

- | | | | |
|---|---------------|--|---------------|
| • General Fund | <i>Page 1</i> | • General Fund Growth | <i>Page 5</i> |
| • Motor License and Gaming Funds | <i>Page 2</i> | • General Fund Comparison of Actual to Estimate September 2021 | <i>Page 6</i> |
| • Revenue Receipts for Selected Special Funds | <i>Page 2</i> | • Motor License Fund Growth | <i>Page 7</i> |
| • Refunds of Taxes | <i>Page 2</i> | • Motor License Fund Comparison of Actual to Estimate September 2021 | <i>Page 7</i> |
| • 2021-22 General Fund Revenues | <i>Page 3</i> | | |
| • Key Economic Indicators | <i>Page 4</i> | | |

Direct inquiries to the Pennsylvania Department of Revenue Bureau of Research
1147 Strawberry Square | Harrisburg, PA 17128-1100 | 717.787.6300 | www.revenue.pa.gov

MONTHLY REVENUE REPORT

Tom Wolf, Governor C. Daniel Hassell, Secretary of Revenue



SEPTEMBER 2021

MOTOR LICENSE AND GAMING FUNDS

Motor License Fund collections of \$236.8 million in September were \$20.0 million above the official estimate. Fiscal year 2021-22 collections of \$729.8 million were \$22.5 million, or 3.2 percent, above the official estimate.

The State Gaming Fund collected \$87.0 million in September. Fiscal year-to-date collections for the fund total \$279.7 million.

REVENUE RECEIPTS FOR SELECTED SPECIAL FUNDS

\$K

FUND NAME	SEPTEMBER 2021	SEPTEMBER 2020	SEPTEMBER 2019	FISCAL YTD 2021-22	FISCAL YTD 2020-21	FISCAL YTD 2019-20
Lottery ¹	156,214	159,942	116,426	580,420	427,458	526,945
Public Transportation Assistance	11,509	10,587	9,971	73,220	64,258	69,653
Game Commission	9,114	1,631	9,446	30,293	48,594	62,476
Fish	831	955	905	4,502	5,584	4,623
Racing	1,920	236	1,732	2,848	4,404	4,334
Banking	1,392	1,256	1,287	14,090	12,849	12,322
Fire Insurance	0	1	0	-2,040	1	-4,541
Municipal Pension	199	100	642	-16,581	480	-10,242
Highway/Bridge ²	18,819	19,307	19,514	58,067	57,416	58,851
State Gaming	86,992	65,302	68,540	279,661	204,553	209,550
Economic Development & Tourism	10,725	8,621	10,849	34,763	26,702	33,482

¹ Excludes field paid prizes, commissions, and expenses. ² Restricted receipts account within the Motor License Fund.

REFUNDS OF TAXES

\$K

	SEPTEMBER 2021	SEPTEMBER 2020	SEPTEMBER 2019	FISCAL YTD 2021-22	FISCAL YTD 2020-21	FISCAL YTD 2019-20
GENERAL FUND	109,426	88,979	56,278	319,557	287,552	228,662
Corporation Taxes	27,392	40,305	13,368	71,393	101,459	97,385
Sales and Use Tax	8,501	15,561	7,048	30,780	39,843	24,145
Employer Tax	1,656	157	872	2,124	1,205	1,705
Personal Income Tax	68,572	27,066	33,133	203,564	132,253	96,234
Miscellaneous	3,306	5,889	1,857	11,697	12,792	9,193
MOTOR LICENSE FUND	5,955	1,943	1,687	10,403	10,001	8,470

Refund numbers reflect amounts recorded by the Department of Revenue in the executive authorizations for refunds.

MONTHLY REVENUE REPORT

Tom Wolf, Governor C. Daniel Hassell, Secretary of Revenue

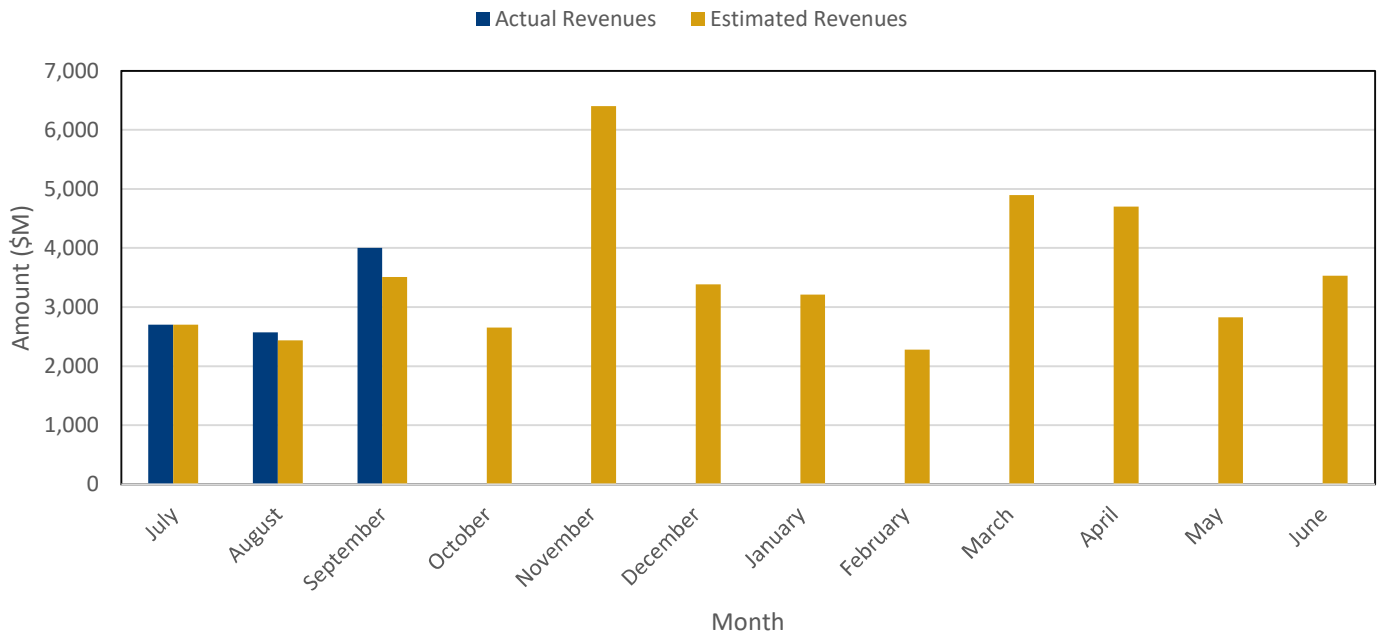


pennsylvania
DEPARTMENT OF REVENUE

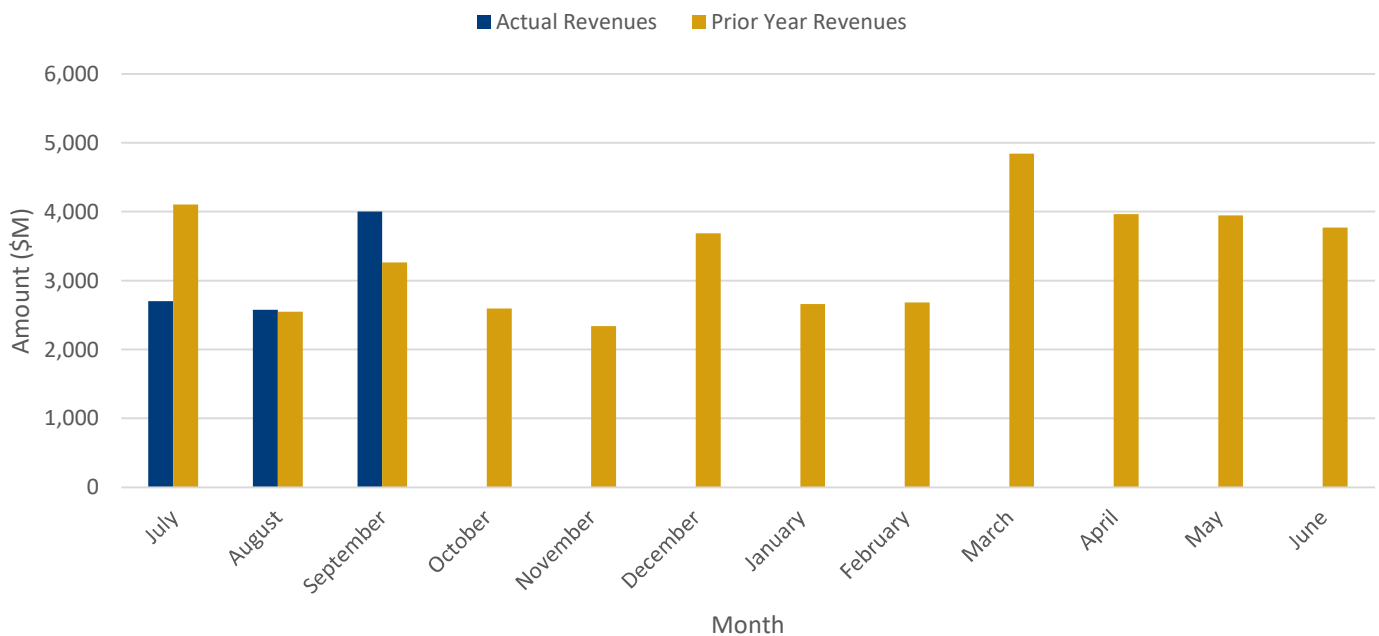
SEPTEMBER 2021

2021-22 GENERAL FUND REVENUES

Actual vs. Estimated Revenue Collections



Actual vs. Prior Year Revenue Collections



MONTHLY REVENUE REPORT

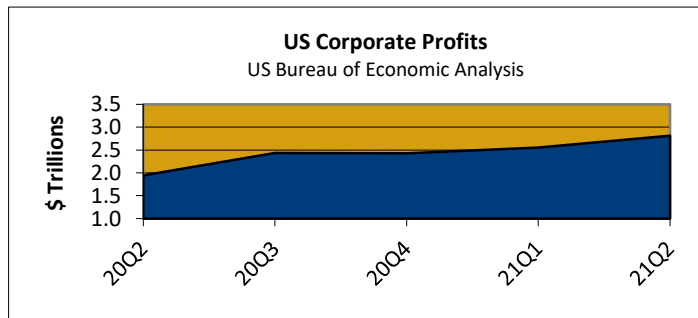
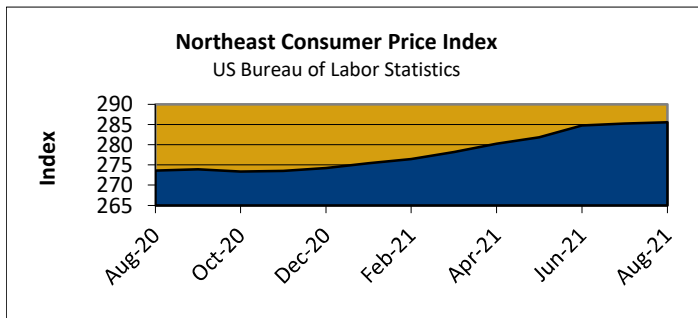
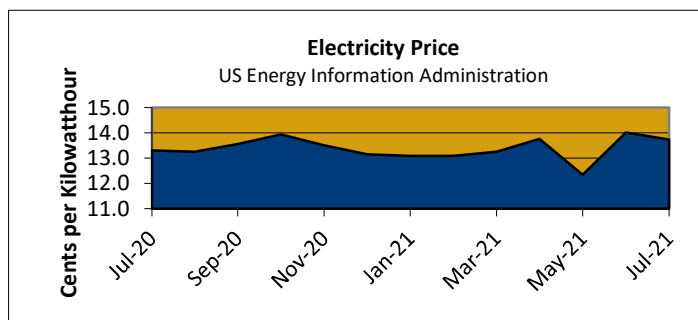
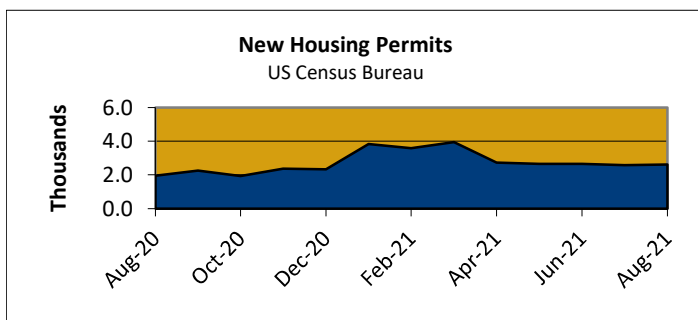
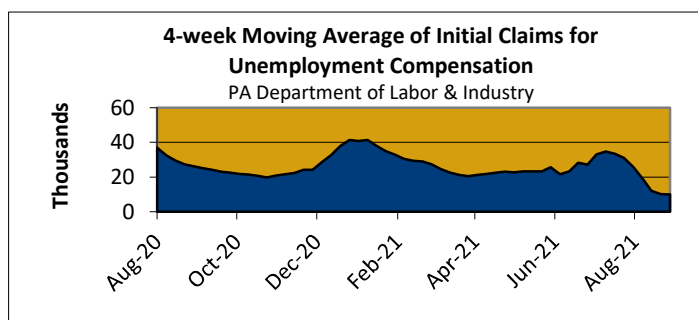
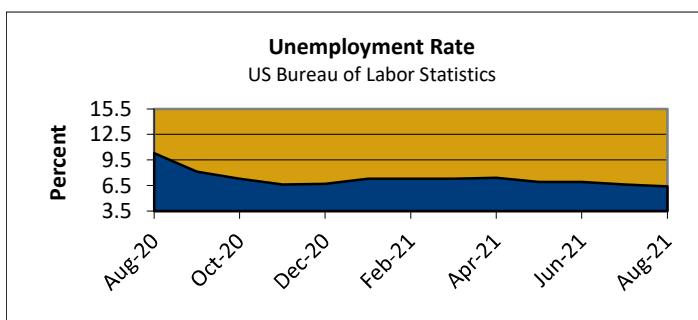
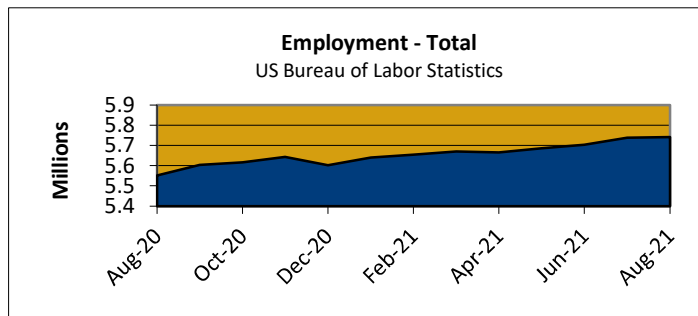
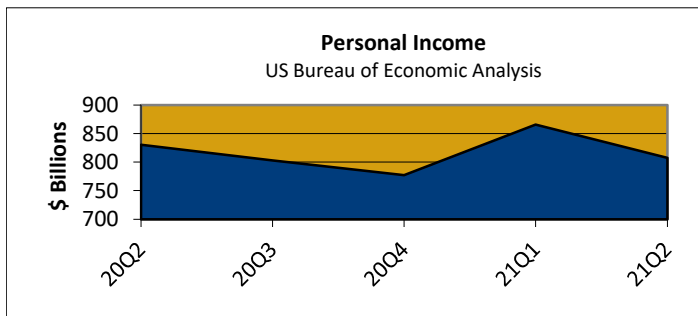
Tom Wolf, Governor C. Daniel Hassell, Secretary of Revenue



pennsylvania
DEPARTMENT OF REVENUE

SEPTEMBER 2021

KEY ECONOMIC INDICATORS



Notes:

Personal Income, Total Employment, Unemployment Rate, and Corporate Profits data are seasonally adjusted.

All data is Pennsylvania specific, except for Consumer Price Index, which is for PA, NJ, NY, CT, RI, MA, VT, NH, and ME, and Corporate Profits, which is for the US.

MONTHLY REVENUE REPORT

Tom Wolf, Governor C. Daniel Hassell, Secretary of Revenue



SEPTEMBER 2021

GENERAL FUND GROWTH

\$K

REVENUE SOURCES	SEPTEMBER 2021	SEPTEMBER 2020	GROWTH	FISCAL YTD 2021-22	FISCAL YTD 2020-21	GROWTH
TOTAL - GENERAL FUND	4,003,105	3,261,834	22.7%	9,277,602	9,914,178	-6.4%
TOTAL - TAX REVENUE	3,963,968	3,242,237	22.3%	9,191,764	9,859,791	-6.8%
TOTAL - CORPORATION TAXES	898,163	597,280	50.4%	1,200,710	1,141,083	5.2%
Accelerated Deposits	640	-9,591	106.7%	-2,566	3,149	-181.5%
Corporate Net Income	866,255	594,092	45.8%	1,143,640	1,118,076	2.3%
Gross Receipts	17,148	3,625	373.1%	21,510	7,740	177.9%
Utility Property	605	1,415	-57.2%	1,476	1,912	-22.8%
Insurance Premiums	90	462	-80.4%	19,621	1,162	1589.0%
Bank Shares	5,588	3,475	60.8%	6,296	3,793	66.0%
Mutual Thrift	7,837	3,803	106.0%	10,734	5,251	104.4%
TOTAL - CONSUMPTION TAXES	1,284,098	1,140,480	12.6%	3,874,406	3,702,697	4.6%
SALES & USE	1,127,598	996,466	13.2%	3,474,767	3,282,552	5.9%
Non-Motor Vehicle	971,933	837,232	16.1%	3,006,413	2,769,721	8.5%
Motor Vehicle	155,665	159,234	-2.2%	468,354	512,831	-8.7%
Cigarette	107,741	98,174	9.7%	252,082	283,877	-11.2%
Other Tobacco Products	12,363	11,573	6.8%	37,372	33,452	11.7%
Malt Beverage	2,047	2,213	-7.5%	6,147	6,385	-3.7%
Liquor	34,349	32,054	7.2%	104,039	96,430	7.9%
TOTAL - OTHER TAXES	1,781,707	1,504,476	18.4%	4,116,648	5,016,011	-17.9%
PERSONAL INCOME	1,535,776	1,333,206	15.2%	3,473,732	4,521,793	-23.2%
Withholding	986,050	903,416	9.1%	2,757,073	2,622,410	5.1%
Quarterly	512,617	392,837	30.5%	607,445	894,832	-32.1%
Annual	37,108	36,954	0.4%	109,214	1,004,551	-89.1%
Realty Transfer	75,556	53,361	41.6%	181,895	127,754	42.4%
Inheritance	143,384	98,067	46.2%	370,592	308,514	20.1%
Gaming	22,536	17,625	27.9%	68,530	43,990	55.8%
Minor & Repealed	4,455	2,217	101.0%	21,898	13,960	56.9%
TOTAL - NON-TAX REVENUE	39,137	19,597	99.7%	85,838	54,387	57.8%
Liquor Store Profits	0	0		0	0	
Licenses & Fees	20,958	16,866	24.3%	38,575	49,643	-22.3%
Miscellaneous	11,642	-4,502	358.6%	25,723	-12,608	304.0%
Fines, Penalties, & Interest	6,537	7,233	-9.6%	21,540	17,352	24.1%

MONTHLY REVENUE REPORT

Tom Wolf, Governor C. Daniel Hassell, Secretary of Revenue



SEPTEMBER 2021

GENERAL FUND COMPARISON OF ACTUAL TO ESTIMATE

\$K

REVENUE SOURCES	SEPTEMBER		DIFFERENCE		FISCAL YTD		DIFFERENCE	
	ACTUAL	ESTIMATED	AMOUNT	PERCENT	ACTUAL	ESTIMATED	AMOUNT	PERCENT
TOTAL - GENERAL FUND	4,003,105	3,507,200	495,905	14.1%	9,277,602	8,649,300	628,302	7.3%
TOTAL - TAX REVENUE	3,963,968	3,485,600	478,368	13.7%	9,191,764	8,581,800	609,964	7.1%
TOTAL - CORPORATION TAXES	898,163	664,500	233,663	35.2%	1,200,710	943,300	257,410	27.3%
Accelerated Deposits	640	0	640		-2,566	0	-2,566	
Corporate Net Income	866,255	647,900	218,355	33.7%	1,143,640	899,000	244,640	27.2%
Gross Receipts	17,148	4,300	12,848	298.8%	21,510	10,200	11,310	110.9%
Utility Property	605	900	-295	-32.8%	1,476	1,300	176	13.5%
Insurance Premiums	90	400	-310	-77.4%	19,621	20,200	-579	-2.9%
Bank Shares	5,588	6,700	-1,112	-16.6%	6,296	7,200	-904	-12.6%
Mutual Thrift	7,837	4,300	3,537	82.2%	10,734	5,400	5,334	98.8%
TOTAL - CONSUMPTION TAXES	1,284,098	1,184,200	99,898	8.4%	3,874,406	3,728,200	146,206	3.9%
SALES & USE	1,127,598	1,034,600	92,998	9.0%	3,474,767	3,332,500	142,267	4.3%
Non-Motor Vehicle	971,933	884,800	87,133	9.8%	3,006,413	2,864,700	141,713	4.9%
Motor Vehicle	155,665	149,800	5,865	3.9%	468,354	467,800	554	0.1%
Cigarette	107,741	100,700	7,041	7.0%	252,082	246,200	5,882	2.4%
Other Tobacco Products	12,363	12,700	-337	-2.7%	37,372	37,400	-28	-0.1%
Malt Beverage	2,047	2,200	-153	-6.9%	6,147	6,500	-353	-5.4%
Liquor	34,349	34,000	349	1.0%	104,039	105,600	-1,561	-1.5%
TOTAL - OTHER TAXES	1,781,707	1,636,900	144,807	8.8%	4,116,648	3,910,300	206,348	5.3%
PERSONAL INCOME	1,535,776	1,438,000	97,776	6.8%	3,473,732	3,308,800	164,932	5.0%
Withholding	986,050	996,600	-10,550	-1.1%	2,757,073	2,712,500	44,573	1.6%
Quarterly	512,617	408,600	104,017	25.5%	607,445	498,600	108,845	21.8%
Annual	37,108	32,800	4,308	13.1%	109,214	97,700	11,514	11.8%
Realty Transfer	75,556	60,800	14,756	24.3%	181,895	165,600	16,295	9.8%
Inheritance	143,384	118,000	25,384	21.5%	370,592	357,800	12,792	3.6%
Gaming	22,536	21,300	1,236	5.8%	68,530	69,400	-870	-1.3%
Minor & Repealed	4,455	-1,200	5,655	471.2%	21,898	8,700	13,198	151.7%
TOTAL - NON-TAX REVENUE	39,137	21,600	17,537	81.2%	85,838	67,500	18,338	27.2%
Liquor Store Profits	0	0	0		0	0	0	
Licenses & Fees	20,958	6,800	14,158	208.2%	38,575	23,800	14,775	62.1%
Miscellaneous	11,642	7,800	3,842	49.3%	25,723	24,000	1,723	7.2%
Fines, Penalties, & Interest	6,537	7,000	-463	-6.6%	21,540	19,700	1,840	9.3%

MONTHLY REVENUE REPORT

Tom Wolf, Governor C. Daniel Hassell, Secretary of Revenue



SEPTEMBER 2021

MOTOR LICENSE FUND GROWTH

\$K

REVENUE SOURCES	SEPTEMBER 2021	SEPTEMBER 2020	GROWTH	FISCAL YTD 2021-22	FISCAL YTD 2020-21	GROWTH
TOTAL - MOTOR LICENSE FUND	236,785	216,724	9.3%	729,768	769,973	-5.2%
TOTAL - LIQUID FUELS TAXES	142,275	133,465	6.6%	461,644	459,975	0.4%
Motor Carriers/IFTA	5,209	5,704	-8.7%	30,855	29,692	3.9%
Alternative Fuels	1,232	815	51.1%	4,032	2,370	70.1%
Oil Company Franchise	79,218	74,492	6.3%	249,857	220,134	13.5%
Act 89 OCFT - Fuels	12,519	12,584	-0.5%	37,661	36,296	3.8%
Act 89 OCFT - Liquid	44,097	39,876	10.6%	139,237	171,510	-18.8%
Minor & Repealed	1	-7	107.4%	2	-28	106.0%
TOTAL - LICENSES AND FEES	87,443	83,404	4.8%	265,385	297,485	-10.8%
Special Hauling Permits	3,081	2,579	19.5%	9,194	8,432	9.0%
Registrations Other States-IRP	17,049	10,972	55.4%	32,740	32,196	1.7%
Operators Licenses	7,681	3,581	114.5%	27,552	13,150	109.5%
Real ID	1,533	174	779.8%	9,360	1,791	422.6%
Vehicle Registrations & Titling	83,406	60,918	36.9%	191,886	211,454	-9.3%
Miscellaneous Collections	-25,306	5,178	-588.7%	-5,348	30,462	-117.6%
TOTAL - OTHER MOTOR RECEIPTS	7,066	-145	4986.6%	2,739	12,513	-78.1%
Fines, Penalties, & Interest	6,483	-836	875.5%	719	10,501	-93.2%
Miscellaneous - Treasury	302	508	-40.7%	1,265	1,550	-18.4%
Other Miscellaneous	282	183	54.0%	754	463	62.9%

MOTOR LICENSE FUND COMPARISON OF ACTUAL TO ESTIMATE

\$K

REVENUE SOURCES	SEPTEMBER		DIFFERENCE		FISCAL YTD		DIFFERENCE	
	ACTUAL	ESTIMATED	AMOUNT	PERCENT	ACTUAL	ESTIMATED	AMOUNT	PERCENT
TOTAL - MOTOR LICENSE FUND	236,785	216,750	20,035	9.2%	729,768	707,290	22,478	3.2%
TOTAL - LIQUID FUELS TAXES	142,275	143,600	-1,325	-0.9%	461,644	461,900	-256	-0.1%
Motor Carriers/IFTA	5,209	5,700	-491	-8.6%	30,855	31,400	-545	-1.7%
Alternative Fuels	1,232	1,100	132	12.0%	4,032	3,900	132	3.4%
Oil Company Franchise	79,218	78,900	318	0.4%	249,857	249,600	257	0.1%
Act 89 OCFT - Fuels	12,519	12,900	-381	-3.0%	37,661	38,200	-539	-1.4%
Act 89 OCFT - Liquid	44,097	45,000	-903	-2.0%	139,237	138,800	437	0.3%
Minor & Repealed	1	0	1		2	0	2	
TOTAL - LICENSES AND FEES	87,443	72,400	15,043	20.8%	265,385	243,000	22,385	9.2%
TOTAL - OTHER MOTOR RECEIPTS	7,066	750	6,316	842.2%	2,739	2,390	349	14.6%