

MONTHLY REVENUE REPORT

Tom Wolf, Governor C. Daniel Hassell, Secretary of Revenue



OCTOBER 2021

GENERAL FUND

General Fund Collections of \$2.8 billion for the month of October were \$159.9 million, or 6.0 percent, above the official estimate. Fiscal year 2021-22 collections of \$12.1 billion were \$788.2 million, or 7.0 percent, above estimate.

- Total Corporation Tax collections of \$166.0 million for the month of October were \$33.0 million above the official estimate. Year-to-date collections are \$290.4 million, or 27.0 percent, above estimate.
- Sales and Use Tax (SUT) collections of \$1.2 billion were \$51.8 million above estimate. Year-to-date collections are \$194.1 million, or 4.4 percent, above estimate.
- Total Personal Income Tax (PIT) collections of \$1.1 billion for the month of October were \$45.8 million above estimate. Year-to-date collections are \$210.7 million, or 4.8 percent, above the official estimate.
- Realty Transfer Tax (RTT) revenues of \$62.0 million were \$6.1 million below estimate. Year-to-date collections are \$10.2 million, or 4.4 percent, above estimate.
- Inheritance Tax revenues of \$119.6 million were \$4.3 million above estimate. Year-to-date collections are \$17.1 million, or 3.6 percent, above estimate.
- Other tax revenue including Cigarette, Malt Beverage, Liquor, Gaming, and other miscellaneous tax collections totaled \$163.3 million for the month of October.
- Nontax revenue collections for the month of October were \$18.0 million above estimate. Year-to-date collections are \$36.3 million, or 42.0 percent, above the official estimate.

IN THIS ISSUE

- | | | | |
|---|---------------|--|---------------|
| • General Fund | <i>Page 1</i> | • General Fund Growth | <i>Page 5</i> |
| • Motor License and Gaming Funds | <i>Page 2</i> | • General Fund Comparison of Actual to Estimate October 2021 | <i>Page 6</i> |
| • Revenue Receipts for Selected Special Funds | <i>Page 2</i> | • Motor License Fund Growth | <i>Page 7</i> |
| • Refunds of Taxes | <i>Page 2</i> | • Motor License Fund Comparison of Actual to Estimate October 2021 | <i>Page 7</i> |
| • 2021-22 General Fund Revenues | <i>Page 3</i> | | |
| • Key Economic Indicators | <i>Page 4</i> | | |

Direct inquiries to the Pennsylvania Department of Revenue Bureau of Research
1147 Strawberry Square | Harrisburg, PA 17128-1100 | 717.787.6300 | www.revenue.pa.gov

MONTHLY REVENUE REPORT

Tom Wolf, Governor C. Daniel Hassell, Secretary of Revenue



OCTOBER 2021

MOTOR LICENSE AND GAMING FUNDS

Motor License Fund collections of \$230.8 million in October were \$19.9 million above the official estimate. Fiscal year 2021-22 collections of \$960.6 million were \$42.4 million, or 4.6 percent, above the official estimate.

The State Gaming Fund collected \$86.2 million in October. Fiscal year-to-date collections for the fund total \$365.9 million.

REVENUE RECEIPTS FOR SELECTED SPECIAL FUNDS

\$K

FUND NAME	OCTOBER 2021	OCTOBER 2020	OCTOBER 2019	FISCAL YTD 2021-22	FISCAL YTD 2020-21	FISCAL YTD 2019-20
Lottery ¹	145,967	118,638	145,823	726,386	546,095	672,768
Public Transportation Assistance	44,902	46,909	51,054	118,122	111,167	120,706
Game Commission	3,371	11,064	9,588	33,664	59,658	72,065
Fish	666	707	652	5,167	6,291	5,275
Racing	1,524	1,911	1,882	4,372	6,315	6,215
Banking	767	442	697	14,857	13,290	13,019
Fire Insurance	0	0	0	-2,040	1	-4,541
Municipal Pension	12	62	360	-16,568	541	-9,882
Highway/Bridge ²	19,972	18,338	19,474	78,040	75,754	78,324
State Gaming	86,195	62,742	65,291	365,856	267,296	274,842
Economic Development & Tourism	10,181	7,995	10,238	44,944	34,696	43,720

¹ Excludes field paid prizes, commissions, and expenses. ² Restricted receipts account within the Motor License Fund.

REFUNDS OF TAXES

\$K

	OCTOBER 2021	OCTOBER 2020	OCTOBER 2019	FISCAL YTD 2021-22	FISCAL YTD 2020-21	FISCAL YTD 2019-20
GENERAL FUND	90,365	92,557	78,451	409,922	380,109	307,114
Corporation Taxes	30,290	41,114	24,680	101,683	142,573	122,065
Sales and Use Tax	9,906	9,544	11,500	40,686	49,387	35,645
Employer Tax	219	991	1,294	2,342	2,195	2,999
Personal Income Tax	44,729	34,603	37,503	248,293	166,856	133,737
Miscellaneous	5,221	6,306	3,474	16,917	19,098	12,667
MOTOR LICENSE FUND	3,323	2,116	3,657	13,726	12,117	12,127

Refund numbers reflect amounts recorded by the Department of Revenue in the executive authorizations for refunds.

MONTHLY REVENUE REPORT

Tom Wolf, Governor C. Daniel Hassell, Secretary of Revenue

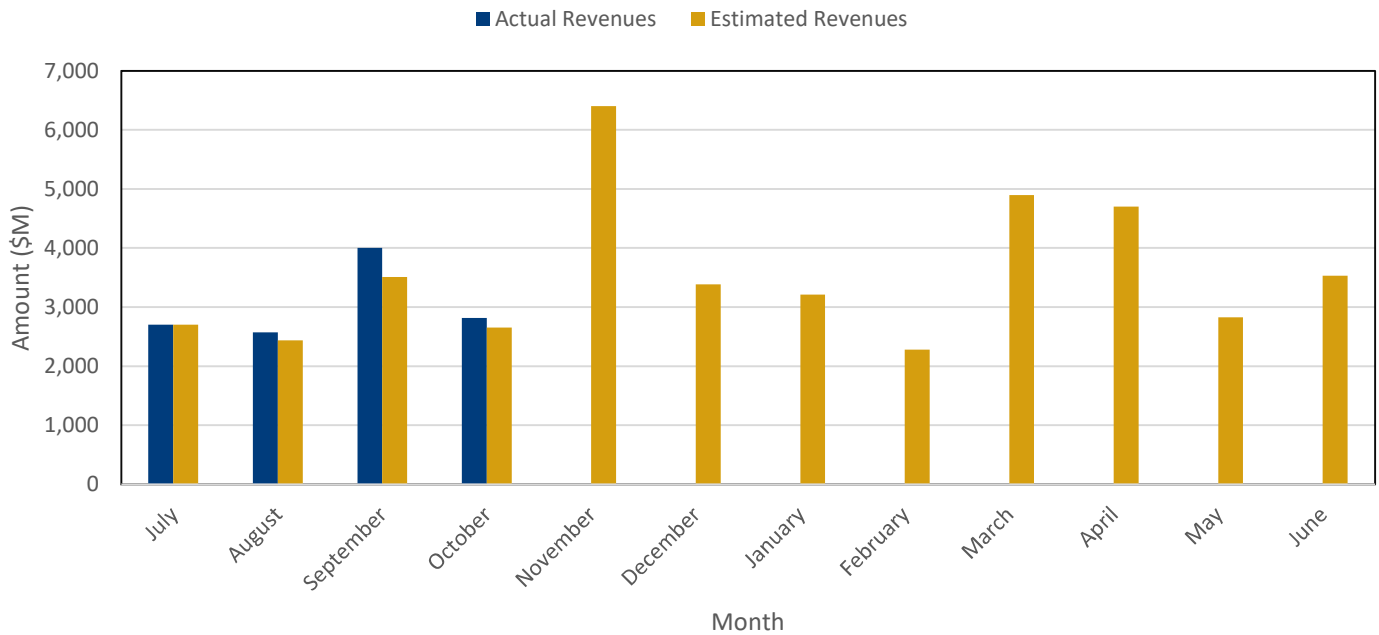


pennsylvania
DEPARTMENT OF REVENUE

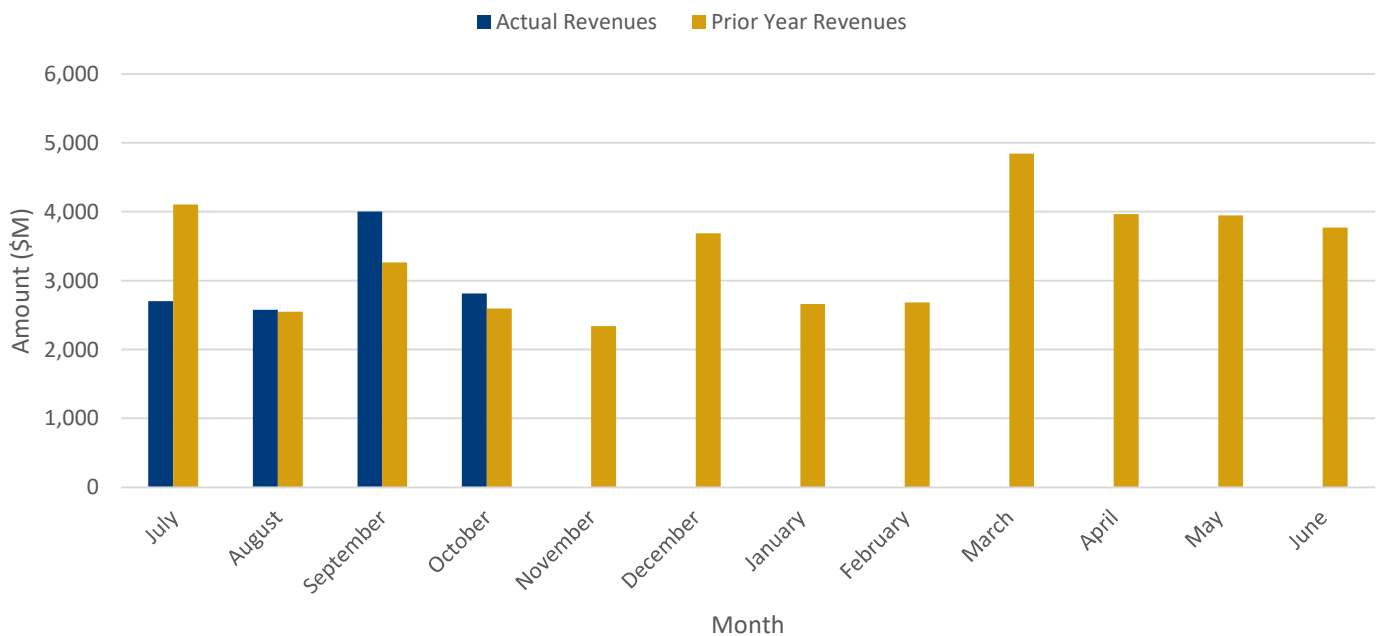
OCTOBER 2021

2021-22 GENERAL FUND REVENUES

Actual vs. Estimated Revenue Collections



Actual vs. Prior Year Revenue Collections



MONTHLY REVENUE REPORT

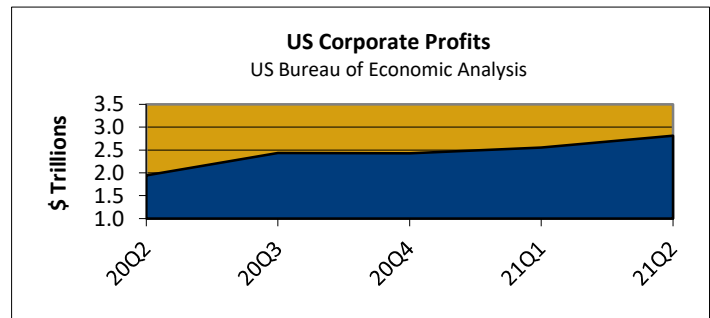
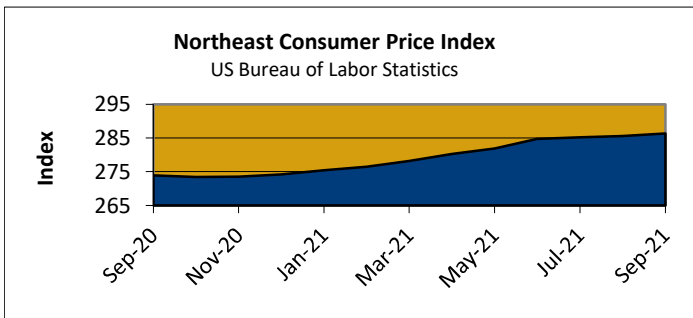
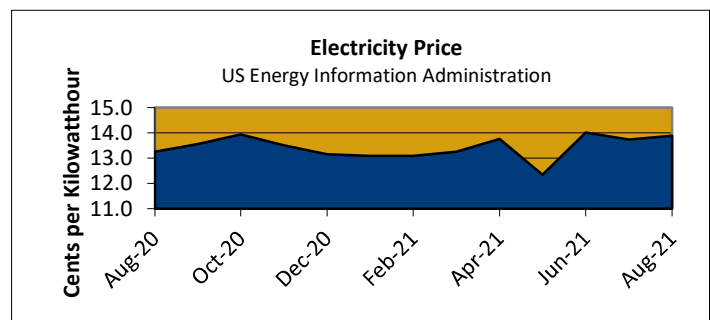
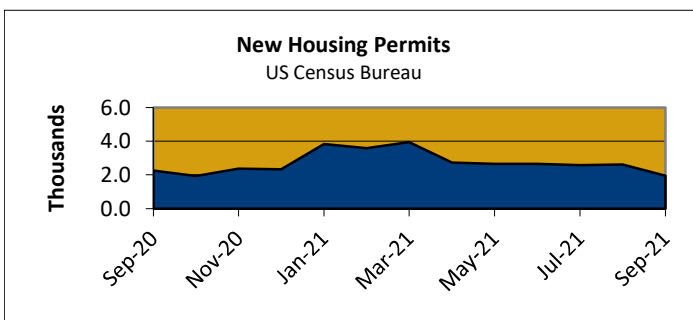
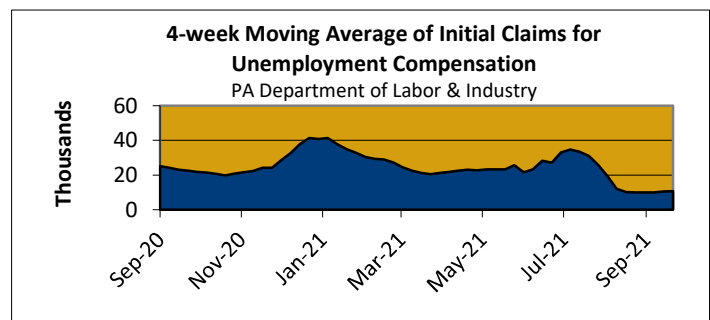
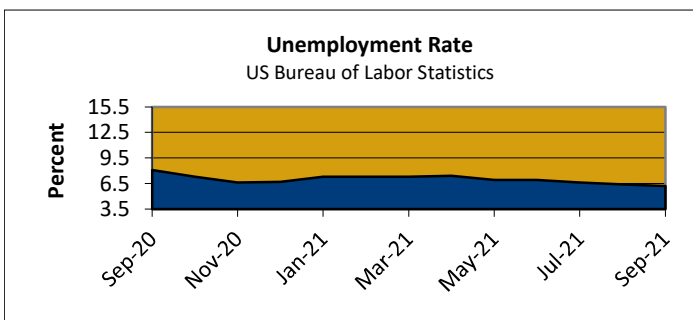
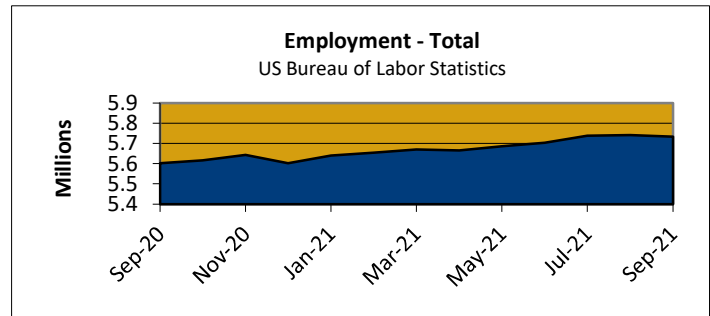
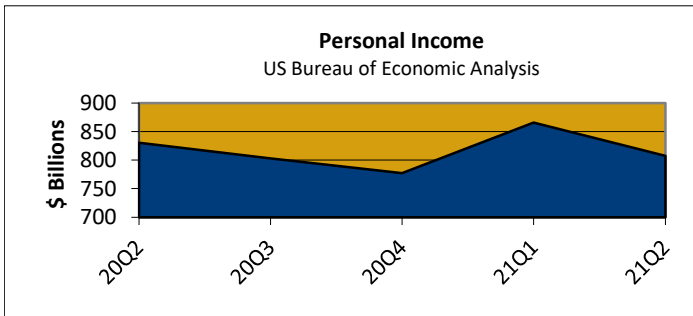
Tom Wolf, Governor C. Daniel Hassell, Secretary of Revenue



pennsylvania
DEPARTMENT OF REVENUE

OCTOBER 2021

KEY ECONOMIC INDICATORS



Notes:

Personal Income, Total Employment, Unemployment Rate, and Corporate Profits data are seasonally adjusted.

All data is Pennsylvania specific, except for Consumer Price Index, which is for PA, NJ, NY, CT, RI, MA, VT, NH, and ME, and Corporate Profits, which is for the US.

MONTHLY REVENUE REPORT

Tom Wolf, Governor C. Daniel Hassell, Secretary of Revenue



OCTOBER 2021

GENERAL FUND GROWTH

\$K

REVENUE SOURCES	OCTOBER 2021	OCTOBER 2020	GROWTH	FISCAL YTD 2021-22	FISCAL YTD 2020-21	GROWTH
TOTAL - GENERAL FUND	2,814,126	2,592,461	8.6%	12,091,727	12,506,639	-3.3%
TOTAL - TAX REVENUE	2,777,118	2,560,125	8.5%	11,968,882	12,419,915	-3.6%
TOTAL - CORPORATION TAXES	165,965	122,560	35.4%	1,366,675	1,263,643	8.2%
Accelerated Deposits	-483	-2,466	80.4%	-3,049	683	-546.6%
Corporate Net Income	157,902	121,007	30.5%	1,301,542	1,239,083	5.0%
Gross Receipts	5,512	3,264	68.9%	27,022	11,004	145.6%
Utility Property	442	124	257.2%	1,917	2,036	-5.8%
Insurance Premiums	381	138	176.8%	20,002	1,299	1439.6%
Bank Shares	2,131	26	7965.2%	8,427	3,819	120.6%
Mutual Thrift	80	468	-82.9%	10,814	5,719	89.1%
TOTAL - CONSUMPTION TAXES	1,316,761	1,233,578	6.7%	5,191,167	4,936,275	5.2%
SALES & USE	1,178,138	1,089,426	8.1%	4,652,905	4,371,978	6.4%
Non-Motor Vehicle	1,021,525	939,764	8.7%	4,027,937	3,709,485	8.6%
Motor Vehicle	156,613	149,662	4.6%	624,967	662,493	-5.7%
Cigarette	88,306	96,399	-8.4%	340,387	380,276	-10.5%
Other Tobacco Products	12,950	10,635	21.8%	50,322	44,088	14.1%
Malt Beverage	1,309	2,090	-37.4%	7,456	8,476	-12.0%
Liquor	36,057	35,027	2.9%	140,096	131,457	6.6%
TOTAL - OTHER TAXES	1,294,391	1,203,986	7.5%	5,411,039	6,219,997	-13.0%
PERSONAL INCOME	1,088,079	1,024,473	6.2%	4,561,811	5,546,266	-17.7%
Withholding	896,914	817,967	9.7%	3,653,987	3,440,377	6.2%
Quarterly	80,790	87,996	-8.2%	688,235	982,828	-30.0%
Annual	110,375	118,510	-6.9%	219,589	1,123,061	-80.4%
Realty Transfer	61,999	65,435	-5.3%	243,894	193,190	26.2%
Inheritance	119,625	97,106	23.2%	490,218	405,620	20.9%
Gaming	24,302	19,089	27.3%	92,833	63,079	47.2%
Minor & Repealed	386	-2,118	118.2%	22,284	11,842	88.2%
TOTAL - NON-TAX REVENUE	37,008	32,337	14.4%	122,846	86,724	41.7%
Liquor Store Profits	0	0		0	0	
Licenses & Fees	5,963	4,763	25.2%	44,538	54,406	-18.1%
Miscellaneous	24,998	20,847	19.9%	50,721	8,239	515.6%
Fines, Penalties, & Interest	6,047	6,726	-10.1%	27,586	24,079	14.6%

MONTHLY REVENUE REPORT

Tom Wolf, Governor C. Daniel Hassell, Secretary of Revenue



OCTOBER 2021

GENERAL FUND COMPARISON OF ACTUAL TO ESTIMATE

\$K

REVENUE SOURCES	OCTOBER		DIFFERENCE		FISCAL YTD		DIFFERENCE	
	ACTUAL	ESTIMATED	AMOUNT	PERCENT	ACTUAL	ESTIMATED	AMOUNT	PERCENT
TOTAL - GENERAL FUND	2,814,126	2,654,200	159,926	6.0%	12,091,727	11,303,500	788,227	7.0%
TOTAL - TAX REVENUE	2,777,118	2,635,200	141,918	5.4%	11,968,882	11,217,000	751,882	6.7%
TOTAL - CORPORATION TAXES	165,965	133,000	32,965	24.8%	1,366,675	1,076,300	290,375	27.0%
Accelerated Deposits	-483	0	-483		-3,049	0	-3,049	
Corporate Net Income	157,902	127,800	30,102	23.6%	1,301,542	1,026,800	274,742	26.8%
Gross Receipts	5,512	3,800	1,712	45.1%	27,022	14,000	13,022	93.0%
Utility Property	442	100	342	341.9%	1,917	1,400	517	37.0%
Insurance Premiums	381	200	181	90.4%	20,002	20,400	-398	-2.0%
Bank Shares	2,131	700	1,431	204.5%	8,427	7,900	527	6.7%
Mutual Thrift	80	400	-320	-79.9%	10,814	5,800	5,014	86.4%
TOTAL - CONSUMPTION TAXES	1,316,761	1,263,000	53,761	4.3%	5,191,167	4,991,200	199,967	4.0%
SALES & USE	1,178,138	1,126,300	51,838	4.6%	4,652,905	4,458,800	194,105	4.4%
Non-Motor Vehicle	1,021,525	960,600	60,925	6.3%	4,027,937	3,825,300	202,637	5.3%
Motor Vehicle	156,613	165,700	-9,087	-5.5%	624,967	633,500	-8,533	-1.3%
Cigarette	88,306	90,800	-2,494	-2.7%	340,387	337,000	3,387	1.0%
Other Tobacco Products	12,950	11,100	1,850	16.7%	50,322	48,500	1,822	3.8%
Malt Beverage	1,309	1,800	-491	-27.3%	7,456	8,300	-844	-10.2%
Liquor	36,057	33,000	3,057	9.3%	140,096	138,600	1,496	1.1%
TOTAL - OTHER TAXES	1,294,391	1,239,200	55,191	4.5%	5,411,039	5,149,500	261,539	5.1%
PERSONAL INCOME	1,088,079	1,042,300	45,779	4.4%	4,561,811	4,351,100	210,711	4.8%
Withholding	896,914	861,600	35,314	4.1%	3,653,987	3,574,100	79,887	2.2%
Quarterly	80,790	72,100	8,690	12.1%	688,235	570,700	117,535	20.6%
Annual	110,375	108,600	1,775	1.6%	219,589	206,300	13,289	6.4%
Realty Transfer	61,999	68,100	-6,101	-9.0%	243,894	233,700	10,194	4.4%
Inheritance	119,625	115,300	4,325	3.8%	490,218	473,100	17,118	3.6%
Gaming	24,302	19,500	4,802	24.6%	92,833	88,900	3,933	4.4%
Minor & Repealed	386	-6,000	6,386	106.4%	22,284	2,700	19,584	725.3%
TOTAL - NON-TAX REVENUE	37,008	19,000	18,008	94.8%	122,846	86,500	36,346	42.0%
Liquor Store Profits	0	0	0		0	0	0	
Licenses & Fees	5,963	4,800	1,163	24.2%	44,538	28,600	15,938	55.7%
Miscellaneous	24,998	7,400	17,598	237.8%	50,721	31,400	19,321	61.5%
Fines, Penalties, & Interest	6,047	6,800	-753	-11.1%	27,586	26,500	1,086	4.1%

MONTHLY REVENUE REPORT

Tom Wolf, Governor C. Daniel Hassell, Secretary of Revenue



OCTOBER 2021

MOTOR LICENSE FUND GROWTH

\$K

REVENUE SOURCES	OCTOBER 2021	OCTOBER 2020	GROWTH	FISCAL YTD 2021-22	FISCAL YTD 2020-21	GROWTH
TOTAL - MOTOR LICENSE FUND	230,844	205,290	12.4%	960,612	975,263	-1.5%
TOTAL - LIQUID FUELS TAXES	134,630	127,464	5.6%	596,274	587,438	1.5%
Motor Carriers/IFTA	3,013	3,709	-18.8%	33,869	33,401	1.4%
Alternative Fuels	1,245	844	47.5%	5,277	3,214	64.2%
Oil Company Franchise	87,559	78,961	10.9%	337,416	299,095	12.8%
Act 89 OCFT - Fuels	12,789	12,013	6.5%	50,450	48,309	4.4%
Act 89 OCFT - Liquid	30,023	31,947	-6.0%	169,260	203,457	-16.8%
Minor & Repealed	1	-9	106.1%	2	-37	106.0%
TOTAL - LICENSES AND FEES	97,134	78,029	24.5%	362,520	375,514	-3.5%
Special Hauling Permits	2,749	2,816	-2.4%	11,943	11,248	6.2%
Registrations Other States-IRP	9,111	12,525	-27.3%	41,851	44,721	-6.4%
Operators Licenses	10,687	4,370	144.5%	38,239	17,520	118.3%
Real ID	2,558	111	2206.3%	11,918	1,902	526.6%
Vehicle Registrations & Titling	71,852	93,009	-22.7%	263,739	304,462	-13.4%
Miscellaneous Collections	178	-34,802	100.5%	-5,170	-4,339	-19.1%
TOTAL - OTHER MOTOR RECEIPTS	-920	-203	-353.3%	1,819	12,311	-85.2%
Fines, Penalties, & Interest	-1,359	-818	-66.1%	-640	9,682	-106.6%
Miscellaneous - Treasury	395	431	-8.2%	1,661	1,981	-16.2%
Other Miscellaneous	44	185	-76.1%	798	647	23.3%

MOTOR LICENSE FUND COMPARISON OF ACTUAL TO ESTIMATE

\$K

	OCTOBER		DIFFERENCE		FISCAL YTD		DIFFERENCE	
	ACTUAL	ESTIMATED	AMOUNT	PERCENT	ACTUAL	ESTIMATED	AMOUNT	PERCENT
TOTAL - MOTOR LICENSE FUND	230,844	210,920	19,924	9.4%	960,612	918,210	42,402	4.6%
TOTAL - LIQUID FUELS TAXES	134,630	131,000	3,630	2.8%	596,274	592,900	3,374	0.6%
Motor Carriers/IFTA	3,013	2,800	213	7.6%	33,869	34,200	-331	-1.0%
Alternative Fuels	1,245	1,100	145	13.2%	5,277	5,000	277	5.5%
Oil Company Franchise	87,559	88,100	-541	-0.6%	337,416	337,700	-284	-0.1%
Act 89 OCFT - Fuels	12,789	12,600	189	1.5%	50,450	50,800	-350	-0.7%
Act 89 OCFT - Liquid	30,023	26,400	3,623	13.7%	169,260	165,200	4,060	2.5%
Minor & Repealed	1	0	1		2	0	2	
TOTAL - LICENSES AND FEES	97,134	79,200	17,934	22.6%	362,520	322,200	40,320	12.5%
TOTAL - OTHER MOTOR RECEIPTS	-920	720	-1,640	-227.7%	1,819	3,110	-1,291	-41.5%