

MONTHLY REVENUE REPORT

Tom Wolf, Governor C. Daniel Hassell, Secretary of Revenue



DECEMBER 2021

GENERAL FUND

General Fund Collections of \$3.8 billion for the month of December were \$464.3 million, or 13.7 percent, above the official estimate. Fiscal year 2021-22 collections of \$22.6 billion were \$1.5 billion, or 7.0 percent, above estimate.

- Total Corporation Tax collections of \$913.4 million for the month of December were \$259.4 million above the official estimate. Year-to-date collections are \$577.2 million, or 30.7 percent, above estimate.
- Sales and Use Tax (SUT) collections of \$1.2 billion were \$101.9 million above estimate. Year-to-date collections are \$409.1 million, or 6.2 percent, above estimate.
- Total Personal Income Tax (PIT) collections of \$1.3 billion for the month of December were \$59.5 million above estimate. Year-to-date collections are \$308.0 million, or 4.7 percent, above the official estimate.
- Realty Transfer Tax (RTT) revenues of \$91.6 million were \$24.5 million above estimate. Year-to-date collections are \$44.0 million, or 12.2 percent, above estimate.
- Inheritance Tax revenues of \$143.2 million were \$24.9 million above estimate. Year-to-date collections are \$50.2 million, or 7.1 percent, above estimate.
- Other tax revenue including Cigarette, Malt Beverage, Liquor, Gaming, and other miscellaneous tax collections totaled \$164.6 million for the month of December.
- Nontax revenue collections for the month of December were \$10.5 million above estimate. Year-to-date collections are \$61.5 million, or 1.5 percent, above the official estimate.

IN THIS ISSUE

- | | | | |
|---|---------------|---|---------------|
| • General Fund | <i>Page 1</i> | • General Fund Growth | <i>Page 5</i> |
| • Motor License and Gaming Funds | <i>Page 2</i> | • General Fund Comparison of Actual to Estimate December 2021 | <i>Page 6</i> |
| • Revenue Receipts for Selected Special Funds | <i>Page 2</i> | • Motor License Fund Growth | <i>Page 7</i> |
| • Refunds of Taxes | <i>Page 2</i> | • Motor License Fund Comparison of Actual to Estimate December 2021 | <i>Page 7</i> |
| • 2021-22 General Fund Revenues | <i>Page 3</i> | | |
| • Key Economic Indicators | <i>Page 4</i> | | |

Direct inquiries to the Pennsylvania Department of Revenue Bureau of Research
1147 Strawberry Square | Harrisburg, PA 17128-1100 | 717.787.6300 | www.revenue.pa.gov

MONTHLY REVENUE REPORT

Tom Wolf, Governor C. Daniel Hassell, Secretary of Revenue



DECEMBER 2021

MOTOR LICENSE AND GAMING FUNDS

Motor License Fund collections of \$208.5 million in December were \$14.2 million above the official estimate. Fiscal year 2021-22 collections of \$1.4 billion were \$61.3 million, or 4.5 percent, above the official estimate.

The State Gaming Fund collected \$78.3 million in December. Fiscal year-to-date collections for the fund total \$540.0 million.

REVENUE RECEIPTS FOR SELECTED SPECIAL FUNDS

\$K

FUND NAME	DECEMBER 2021	DECEMBER 2020	DECEMBER 2019	FISCAL YTD 2021-22	FISCAL YTD 2020-21	FISCAL YTD 2019-20
Lottery ¹	147,279	184,025	141,347	1,051,243	863,537	936,774
Public Transportation Assistance	11,453	10,311	9,633	143,458	132,629	140,959
Game Commission	16,776	9,344	10,640	104,290	76,235	87,957
Fish	836	614	623	6,370	7,331	6,279
Racing	1,733	1,323	1,801	7,586	9,226	9,309
Banking	1,670	1,830	1,593	21,452	18,905	17,710
Fire Insurance	0	0	0	-2,017	1	-4,540
Municipal Pension	58	9	529	-16,115	553	-9,333
Highway/Bridge ²	19,730	19,177	19,166	115,580	113,752	115,608
State Gaming	78,324	27,862	71,124	540,041	358,172	402,253
Economic Development & Tourism	9,729	2,321	11,114	66,100	44,774	63,751

¹ Excludes field paid prizes, commissions, and expenses. ² Restricted receipts account within the Motor License Fund.

REFUNDS OF TAXES

\$K

	DECEMBER 2021	DECEMBER 2020	DECEMBER 2019	FISCAL YTD 2021-22	FISCAL YTD 2020-21	FISCAL YTD 2019-20
GENERAL FUND	129,246	95,841	129,136	665,707	563,366	517,742
Corporation Taxes	66,428	62,258	89,014	244,028	273,057	251,340
Sales and Use Tax	12,696	12,369	4,862	62,946	71,891	48,665
Employer Tax	429	138	299	3,068	2,513	4,241
Personal Income Tax	47,082	17,553	32,242	332,543	190,346	194,488
Miscellaneous	2,611	3,524	2,719	23,122	25,560	19,008
MOTOR LICENSE FUND	616	2,706	1,454	16,764	17,390	15,802

Refund numbers reflect amounts recorded by the Department of Revenue in the executive authorizations for refunds.

MONTHLY REVENUE REPORT

Tom Wolf, Governor C. Daniel Hassell, Secretary of Revenue

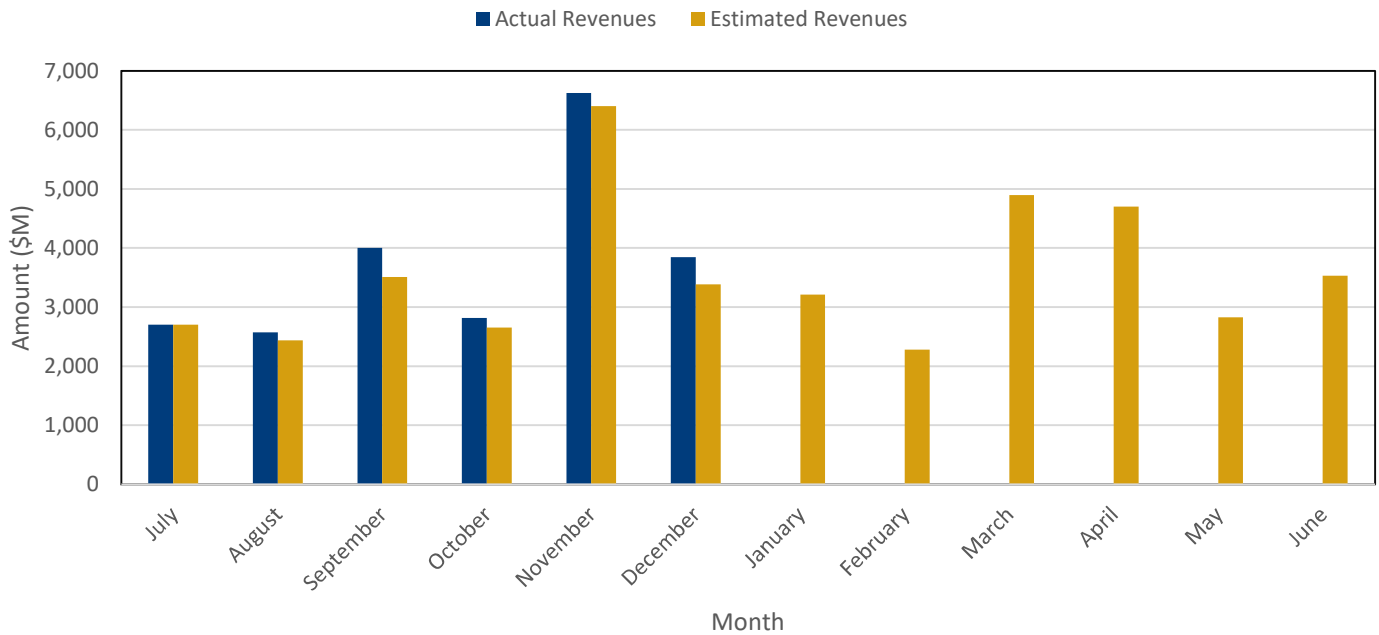


pennsylvania
DEPARTMENT OF REVENUE

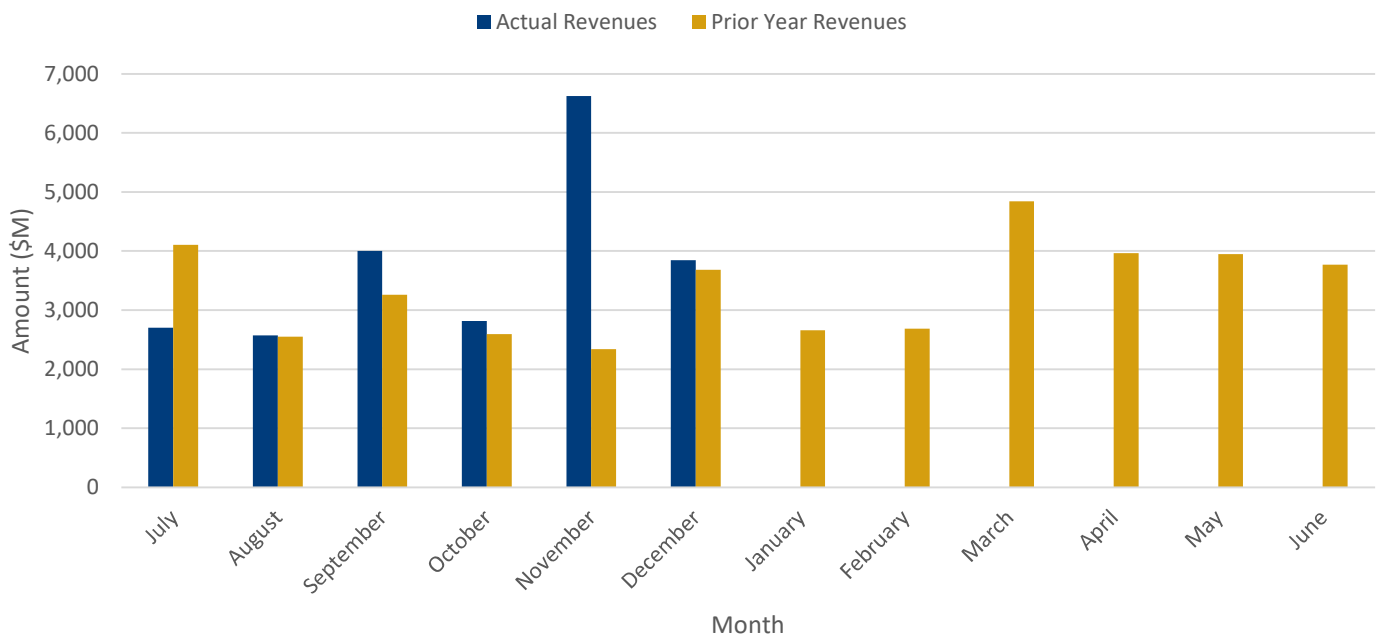
DECEMBER 2021

2021-22 GENERAL FUND REVENUES

Actual vs. Estimated Revenue Collections



Actual vs. Prior Year Revenue Collections



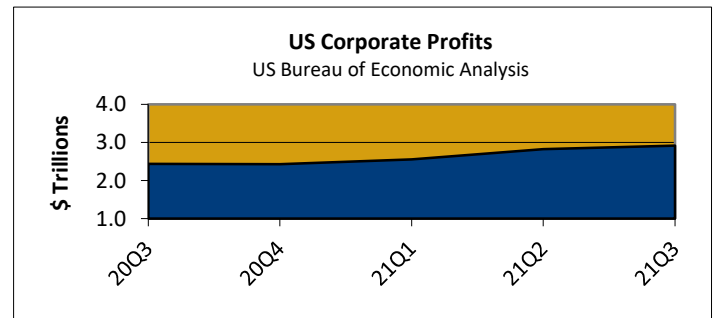
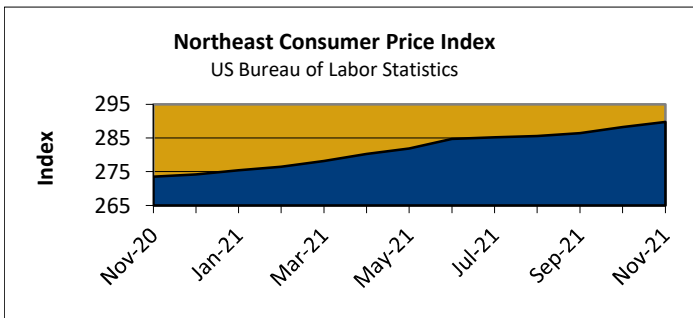
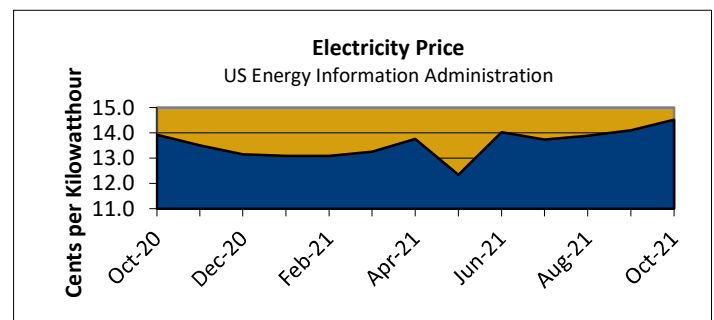
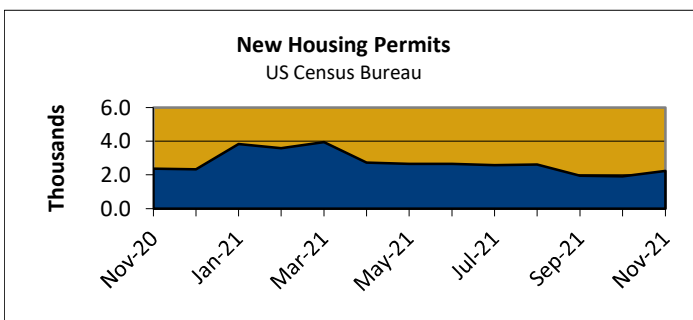
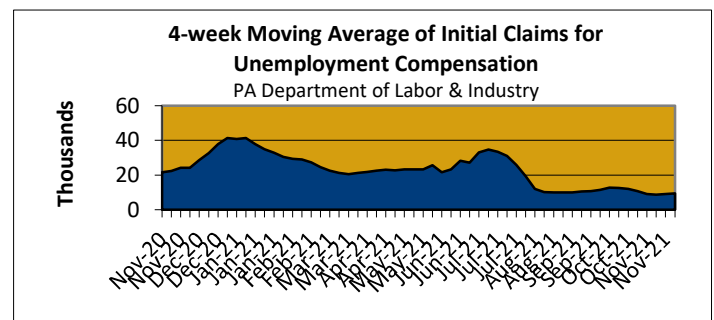
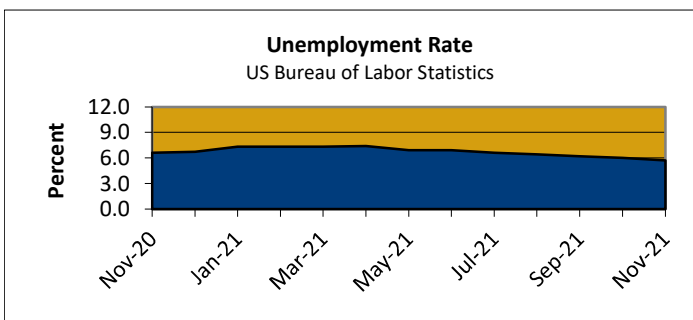
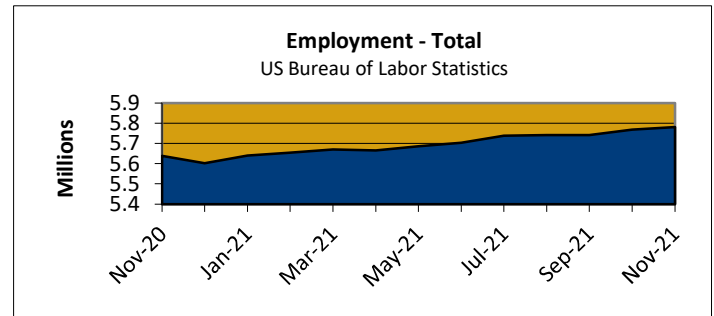
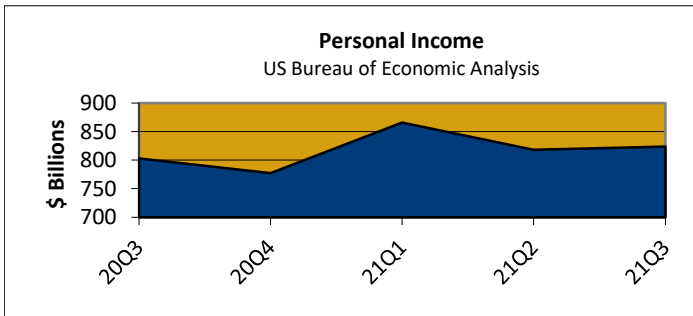
MONTHLY REVENUE REPORT

Tom Wolf, Governor C. Daniel Hassell, Secretary of Revenue



DECEMBER 2021

KEY ECONOMIC INDICATORS



Notes:

Personal Income, Total Employment, Unemployment Rate, and Corporate Profits data are seasonally adjusted.

All data is Pennsylvania specific, except for Consumer Price Index, which is for PA, NJ, NY, CT, RI, MA, VT, NH, and ME, and Corporate Profits, which is for the US.

MONTHLY REVENUE REPORT

Tom Wolf, Governor C. Daniel Hassell, Secretary of Revenue



DECEMBER 2021

GENERAL FUND GROWTH

\$K

REVENUE SOURCES	DECEMBER 2021	DECEMBER 2020	GROWTH	FISCAL YTD 2021-22	FISCAL YTD 2020-21	GROWTH
TOTAL - GENERAL FUND	3,845,975	3,683,721	4.4%	22,559,156	18,529,161	21.7%
TOTAL - TAX REVENUE	3,806,934	3,308,163	15.1%	18,445,126	17,863,862	3.3%
TOTAL - CORPORATION TAXES	913,413	771,335	18.4%	2,460,305	2,175,916	13.1%
Accelerated Deposits	10,886	2,295	374.2%	7,843	3,808	106.0%
Corporate Net Income	889,626	760,882	16.9%	2,368,534	2,138,302	10.8%
Gross Receipts	4,243	3,777	12.3%	32,949	15,377	114.3%
Utility Property	3	344	-99.2%	1,933	2,458	-21.4%
Insurance Premiums	163	175	-7.1%	20,611	1,583	1202.4%
Bank Shares	3,303	1,457	126.8%	11,848	5,279	124.4%
Mutual Thrift	5,189	2,405	115.8%	16,588	9,109	82.1%
TOTAL - CONSUMPTION TAXES	1,337,005	1,174,297	13.9%	7,791,948	7,245,431	7.5%
SALES & USE	1,183,636	1,023,075	15.7%	6,954,789	6,379,317	9.0%
Non-Motor Vehicle	1,044,953	895,834	16.6%	6,030,685	5,453,965	10.6%
Motor Vehicle	138,683	127,241	9.0%	924,104	925,351	-0.1%
Cigarette	86,510	94,358	-8.3%	519,148	572,098	-9.3%
Other Tobacco Products	12,654	10,641	18.9%	75,520	66,921	12.9%
Malt Beverage	1,874	1,762	6.4%	11,479	12,287	-6.6%
Liquor	52,331	44,461	17.7%	231,011	214,809	7.5%
TOTAL - OTHER TAXES	1,556,516	1,362,531	14.2%	8,192,873	8,442,515	-3.0%
PERSONAL INCOME	1,310,498	1,159,534	13.0%	6,869,840	7,389,680	-7.0%
Withholding	1,165,292	1,046,056	11.4%	5,753,200	5,145,471	11.8%
Quarterly	108,741	85,557	27.1%	830,800	1,079,839	-23.1%
Annual	36,465	27,921	30.6%	285,840	1,164,369	-75.5%
Realty Transfer	91,613	68,639	33.5%	403,066	316,928	27.2%
Inheritance	143,191	104,843	36.6%	755,123	605,018	24.8%
Gaming	25,270	21,031	20.2%	154,183	107,280	43.7%
Minor & Repealed	-14,056	8,484	-265.7%	10,662	23,610	-54.8%
TOTAL - NON-TAX REVENUE	39,041	375,558	-89.6%	4,114,029	665,298	518.4%
Liquor Store Profits	0	0		100,000	100,000	0.0%
Licenses & Fees	26,904	34,545	-22.1%	77,288	95,919	-19.4%
Miscellaneous	6,275	335,573	-98.1%	3,897,452	431,285	803.7%
Fines, Penalties, & Interest	5,862	5,440	7.8%	39,289	38,094	3.1%

MONTHLY REVENUE REPORT

Tom Wolf, Governor C. Daniel Hassell, Secretary of Revenue



DECEMBER 2021

GENERAL FUND COMPARISON OF ACTUAL TO ESTIMATE

\$K

REVENUE SOURCES	DECEMBER		DIFFERENCE		FISCAL YTD		DIFFERENCE	
	ACTUAL	ESTIMATED	AMOUNT	PERCENT	ACTUAL	ESTIMATED	AMOUNT	PERCENT
TOTAL - GENERAL FUND	3,845,975	3,381,700	464,275	13.7%	22,559,156	21,088,800	1,470,356	7.0%
TOTAL - TAX REVENUE	3,806,934	3,353,200	453,734	13.5%	18,445,126	17,036,300	1,408,826	8.3%
TOTAL - CORPORATION TAXES	913,413	654,000	259,413	39.7%	2,460,305	1,883,100	577,205	30.7%
Accelerated Deposits	10,886	0	10,886		7,843	0	7,843	
Corporate Net Income	889,626	643,000	246,626	38.4%	2,368,534	1,819,600	548,934	30.2%
Gross Receipts	4,243	5,400	-1,157	-21.4%	32,949	20,900	12,049	57.7%
Utility Property	3	200	-197	-98.6%	1,933	1,600	333	20.8%
Insurance Premiums	163	600	-437	-72.9%	20,611	21,200	-589	-2.8%
Bank Shares	3,303	1,300	2,003	154.1%	11,848	9,600	2,248	23.4%
Mutual Thrift	5,189	3,500	1,689	48.3%	16,588	10,200	6,388	62.6%
TOTAL - CONSUMPTION TAXES	1,337,005	1,251,700	85,305	6.8%	7,791,948	7,398,200	393,748	5.3%
SALES & USE	1,183,636	1,081,700	101,936	9.4%	6,954,789	6,545,700	409,089	6.2%
Non-Motor Vehicle	1,044,953	949,800	95,153	10.0%	6,030,685	5,647,100	383,585	6.8%
Motor Vehicle	138,683	131,900	6,783	5.1%	924,104	898,600	25,504	2.8%
Cigarette	86,510	102,300	-15,790	-15.4%	519,148	535,100	-15,952	-3.0%
Other Tobacco Products	12,654	12,200	454	3.7%	75,520	73,400	2,120	2.9%
Malt Beverage	1,874	1,800	74	4.1%	11,479	12,000	-521	-4.3%
Liquor	52,331	53,700	-1,369	-2.5%	231,011	232,000	-989	-0.4%
TOTAL - OTHER TAXES	1,556,516	1,447,500	109,016	7.5%	8,192,873	7,755,000	437,873	5.6%
PERSONAL INCOME	1,310,498	1,251,000	59,498	4.8%	6,869,840	6,561,800	308,040	4.7%
Withholding	1,165,292	1,139,300	25,992	2.3%	5,753,200	5,625,500	127,700	2.3%
Quarterly	108,741	87,600	21,141	24.1%	830,800	681,400	149,400	21.9%
Annual	36,465	24,100	12,365	51.3%	285,840	254,900	30,940	12.1%
Realty Transfer	91,613	67,100	24,513	36.5%	403,066	359,100	43,966	12.2%
Inheritance	143,191	118,300	24,891	21.0%	755,123	704,900	50,223	7.1%
Gaming	25,270	27,100	-1,830	-6.8%	154,183	142,200	11,983	8.4%
Minor & Repealed	-14,056	-16,000	1,944	12.2%	10,662	-13,000	23,662	182.0%
TOTAL - NON-TAX REVENUE	39,041	28,500	10,541	37.0%	4,114,029	4,052,500	61,529	1.5%
Liquor Store Profits	0	0	0		100,000	100,000	0	0.0%
Licenses & Fees	26,904	25,700	1,204	4.7%	77,288	61,100	16,188	26.5%
Miscellaneous	6,275	-3,800	10,075	265.1%	3,897,452	3,851,200	46,252	1.2%
Fines, Penalties, & Interest	5,862	6,600	-738	-11.2%	39,289	40,200	-911	-2.3%

MONTHLY REVENUE REPORT

Tom Wolf, Governor C. Daniel Hassell, Secretary of Revenue



DECEMBER 2021

MOTOR LICENSE FUND GROWTH

\$K

REVENUE SOURCES	DECEMBER 2021	DECEMBER 2020	GROWTH	FISCAL YTD 2021-22	FISCAL YTD 2020-21	GROWTH
TOTAL - MOTOR LICENSE FUND	208,450	172,857	20.6%	1,422,177	1,405,849	1.2%
TOTAL - LIQUID FUELS TAXES	134,231	103,210	30.1%	902,790	858,212	5.2%
Motor Carriers/IFTA	8,272	6,687	23.7%	65,585	61,776	6.2%
Alternative Fuels	1,269	1,151	10.2%	7,763	5,242	48.1%
Oil Company Franchise	77,702	74,480	4.3%	497,479	451,168	10.3%
Act 89 OCFT - Fuels	13,162	12,485	5.4%	75,439	73,179	3.1%
Act 89 OCFT - Liquid	33,825	8,407	302.4%	256,522	266,890	-3.9%
Minor & Repealed	0	1	-36.3%	3	-43	107.1%
TOTAL - LICENSES AND FEES	73,250	73,135	0.2%	518,484	542,145	-4.4%
Special Hauling Permits	2,504	2,178	15.0%	17,270	16,222	6.5%
Registrations Other States-IRP	1,181	14,604	-91.9%	54,448	73,602	-26.0%
Operators Licenses	5,296	4,673	13.3%	49,885	46,756	6.7%
Real ID	712	1,778	-59.9%	13,630	5,839	133.4%
Vehicle Registrations & Titling	62,623	49,296	27.0%	387,073	403,175	-4.0%
Miscellaneous Collections	934	605	54.4%	-3,822	-3,449	-10.8%
TOTAL - OTHER MOTOR RECEIPTS	970	-3,488	127.8%	902	5,492	-83.6%
Fines, Penalties, & Interest	307	-3,988	107.7%	-2,788	1,823	-253.0%
Miscellaneous - Treasury	290	288	0.5%	2,248	2,591	-13.2%
Other Miscellaneous	373	211	76.3%	1,442	1,078	33.8%

MOTOR LICENSE FUND COMPARISON OF ACTUAL TO ESTIMATE

\$K

	DECEMBER		DIFFERENCE		FISCAL YTD		DIFFERENCE	
	ACTUAL	ESTIMATED	AMOUNT	PERCENT	ACTUAL	ESTIMATED	AMOUNT	PERCENT
TOTAL - MOTOR LICENSE FUND	208,450	194,210	14,240	7.3%	1,422,177	1,360,860	61,317	4.5%
TOTAL - LIQUID FUELS TAXES	134,231	124,800	9,431	7.6%	902,790	893,300	9,490	1.1%
Motor Carriers/IFTA	8,272	6,400	1,872	29.3%	65,585	66,000	-415	-0.6%
Alternative Fuels	1,269	1,100	169	15.3%	7,763	7,200	563	7.8%
Oil Company Franchise	77,702	77,600	102	0.1%	497,479	497,900	-421	-0.1%
Act 89 OCFT - Fuels	13,162	12,500	662	5.3%	75,439	75,700	-261	-0.3%
Act 89 OCFT - Liquid	33,825	27,200	6,625	24.4%	256,522	246,500	10,022	4.1%
Minor & Repealed	0	0	0		3	0	3	
TOTAL - LICENSES AND FEES	73,250	68,900	4,350	6.3%	518,484	463,400	55,084	11.9%
TOTAL - OTHER MOTOR RECEIPTS	970	510	460	90.1%	902	4,160	-3,258	-78.3%