

MONTHLY REVENUE REPORT

Tom Wolf, Governor C. Daniel Hassell, Secretary of Revenue



APRIL 2022

GENERAL FUND

General Fund Collections of \$6.5 billion for the month of April were \$1.8 billion, or 38.7 percent, above the official estimate. Fiscal year 2021-22 collections of \$40.7 billion were \$4.5 billion, or 12.4 percent, above estimate.

- Total Corporation Tax collections of \$676.1 million for the month of April were \$306.4 million above the official estimate. Year-to-date collections are \$1.1 billion, or 23.7 percent, above estimate.
- Sales and Use Tax (SUT) collections of \$1.2 billion were \$120.7 million above estimate. Year-to-date collections are \$888.5 million, or 8.4 percent, above estimate.
- Total Personal Income Tax (PIT) collections of \$4.1 billion for the month of April were \$1.4 billion above estimate. Year-to-date collections are \$2.1 billion, or 15.4 percent, above the official estimate.
- Realty Transfer Tax (RTT) revenues of \$77.6 million were \$25.9 million above estimate. Year-to-date collections are \$140.0 million, or 24.9 percent, above estimate.
- Inheritance Tax revenues of \$133.0 million were \$22.0 million above estimate. Year-to-date collections are \$144.2 million, or 12.5 percent, above estimate.
- Other tax revenue including Cigarette, Malt Beverage, Liquor, Gaming, and other miscellaneous tax collections totaled \$39.8 million for the month of April.
- Nontax revenue collections for the month of April were \$4.0 million below estimate. Year-to-date collections are \$122.3 million, or 2.7 percent, above the official estimate.

IN THIS ISSUE

- | | | | |
|---|---------------|--|---------------|
| • General Fund | <i>Page 1</i> | • General Fund Growth | <i>Page 5</i> |
| • Motor License and Gaming Funds | <i>Page 2</i> | • General Fund Comparison of Actual to Estimate April 2022 | <i>Page 6</i> |
| • Revenue Receipts for Selected Special Funds | <i>Page 2</i> | • Motor License Fund Growth | <i>Page 7</i> |
| • Refunds of Taxes | <i>Page 2</i> | • Motor License Fund Comparison of Actual to Estimate April 2022 | <i>Page 7</i> |
| • 2021-22 General Fund Revenues | <i>Page 3</i> | | |
| • Key Economic Indicators | <i>Page 4</i> | | |

Direct inquiries to the Pennsylvania Department of Revenue Bureau of Research
1147 Strawberry Square | Harrisburg, PA 17128-1100 | 717.787.6300 | www.revenue.pa.gov

MONTHLY REVENUE REPORT

Tom Wolf, Governor C. Daniel Hassell, Secretary of Revenue



APRIL 2022

MOTOR LICENSE AND GAMING FUNDS

Motor License Fund collections of \$247.2 million in April were \$36.1 million below the official estimate. Fiscal year 2021-22 collections of \$2.3 billion were \$19.5 million, or 0.8 percent, above the official estimate.

The State Gaming Fund collected \$91.4 million in April. Fiscal year-to-date collections for the fund total \$905.3 million.

REVENUE RECEIPTS FOR SELECTED SPECIAL FUNDS

\$K

FUND NAME	APRIL 2022	APRIL 2021	APRIL 2020	FISCAL YTD 2021-22	FISCAL YTD 2020-21	FISCAL YTD 2019-20
Lottery ¹	137,665	173,177	115,523	1,664,656	1,623,798	1,498,166
Public Transportation Assistance	44,516	43,952	44,127	258,024	243,724	255,468
Game Commission	15,208	7,137	5,261	189,757	98,767	110,769
Fish	8,059	10,158	12,993	22,932	22,360	23,767
Racing	2,024	2,157	471	14,104	16,196	14,268
Banking	690	640	389	35,600	32,212	30,131
Fire Insurance	6,220	19,273	3,435	65,135	72,674	55,520
Municipal Pension	50,496	21,008	41,952	338,955	303,908	315,480
Highway/Bridge ²	18,033	17,545	15,298	189,381	183,559	182,950
State Gaming	91,427	89,674	7,323	905,326	662,365	582,744
Economic Development & Tourism	10,814	10,954	0	109,356	81,557	90,241

¹ Excludes field paid prizes, commissions, and expenses. ² Restricted receipts account within the Motor License Fund.

REFUNDS OF TAXES

\$K

	APRIL 2022	APRIL 2021	APRIL 2020	FISCAL YTD 2021-22	FISCAL YTD 2020-21	FISCAL YTD 2019-20
GENERAL FUND	126,402	177,322	71,375	1,166,780	980,150	952,645
Corporation Taxes	19,696	13,129	21,156	328,115	382,435	369,654
Sales and Use Tax	9,789	19,823	5,009	109,877	119,015	82,292
Employer Tax	616	93	343	5,462	4,093	6,244
Personal Income Tax	89,868	137,135	43,910	681,919	431,603	463,202
Miscellaneous	6,432	7,142	957	41,407	43,003	31,253
MOTOR LICENSE FUND	2,780	2,605	2,388	28,362	27,307	24,520

Refund numbers reflect amounts recorded by the Department of Revenue in the executive authorizations for refunds.

MONTHLY REVENUE REPORT

Tom Wolf, Governor C. Daniel Hassell, Secretary of Revenue

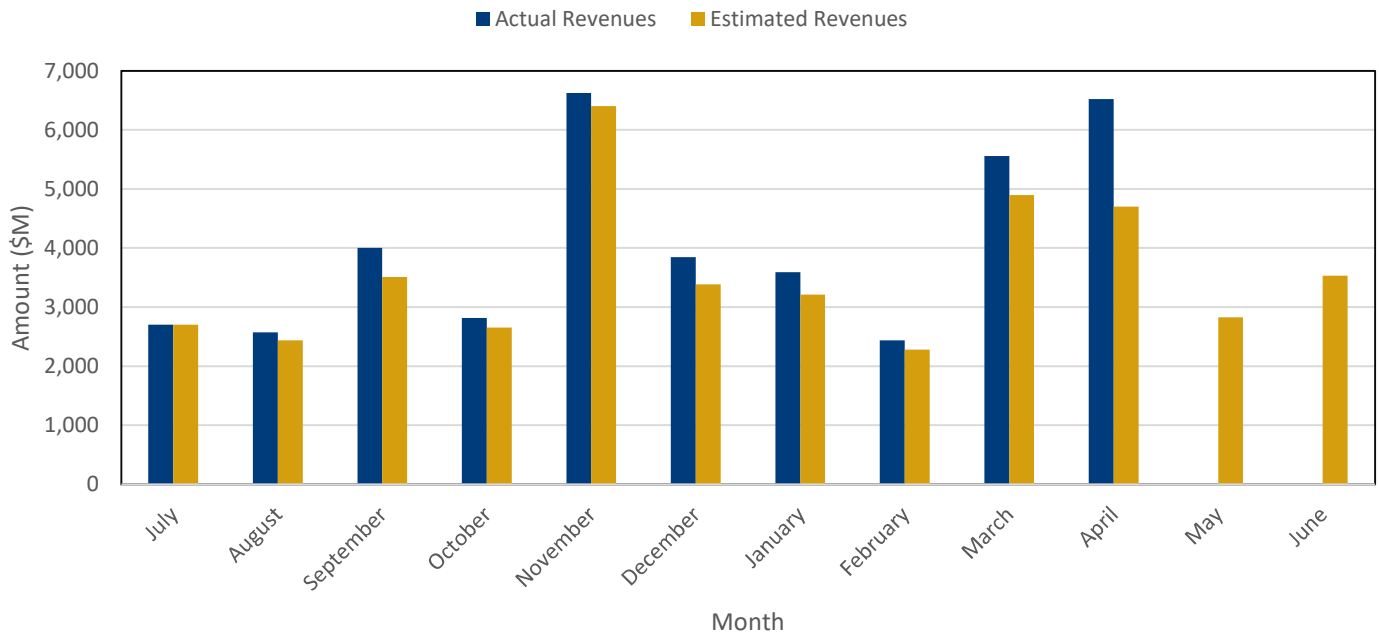


pennsylvania
DEPARTMENT OF REVENUE

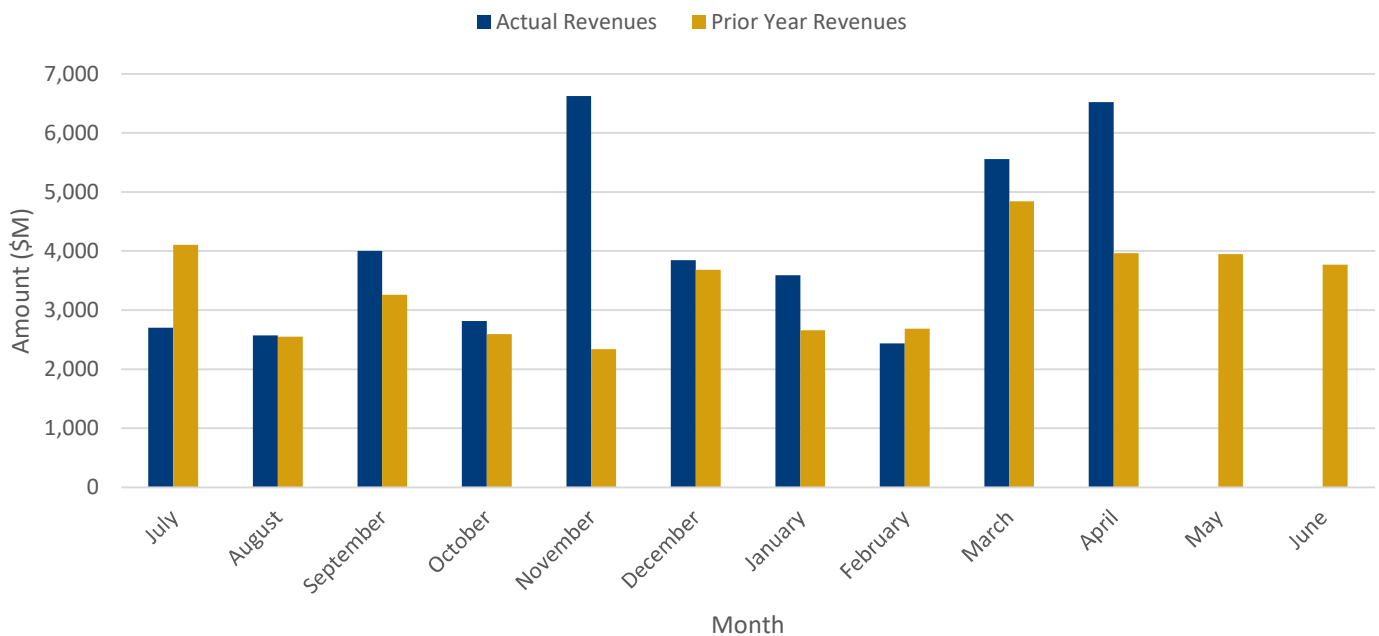
APRIL 2022

2021-22 GENERAL FUND REVENUES

Actual vs. Estimated Revenue Collections



Actual vs. Prior Year Revenue Collections



MONTHLY REVENUE REPORT

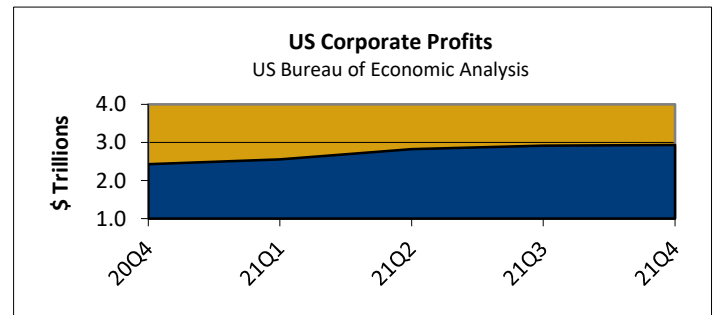
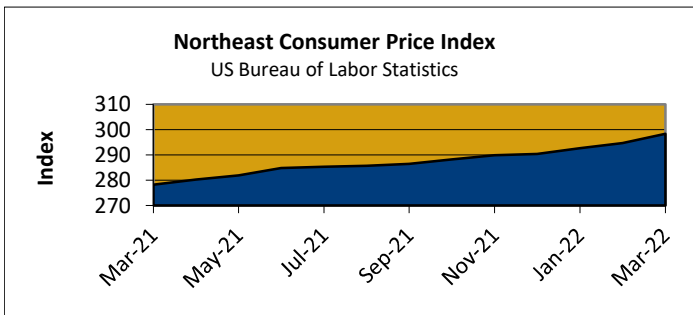
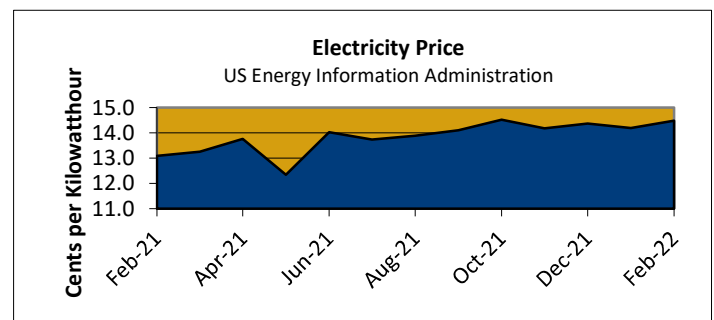
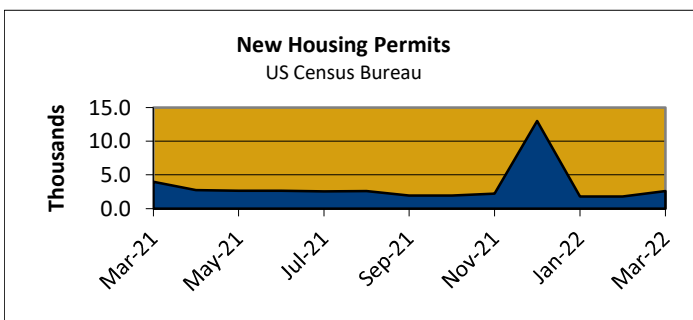
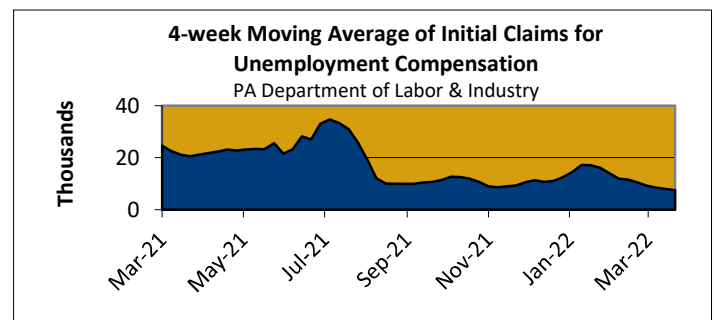
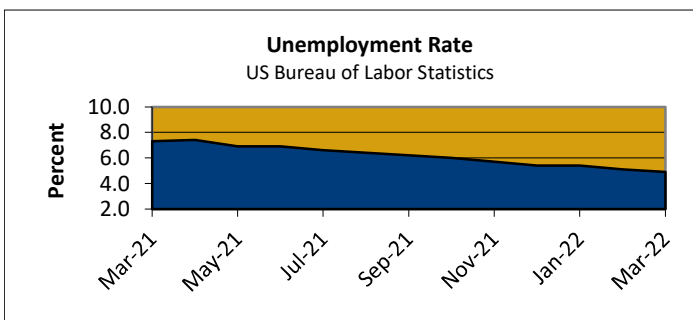
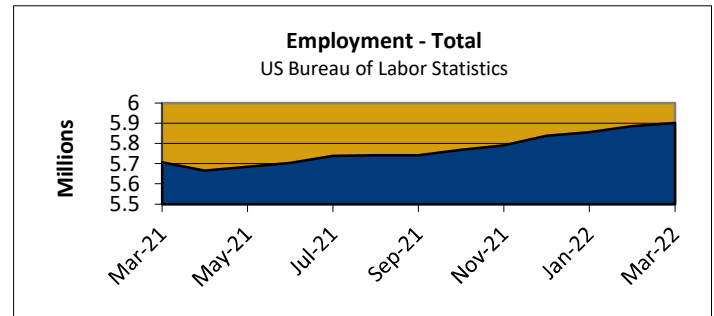
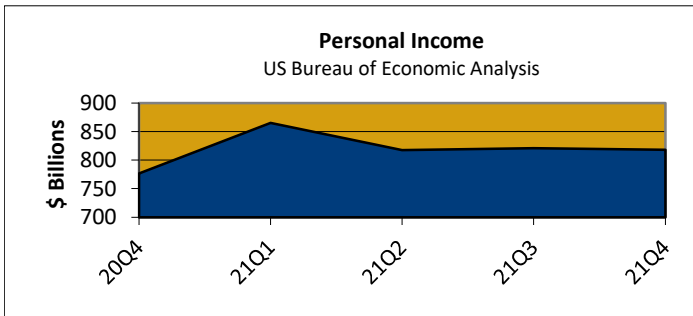
Tom Wolf, Governor C. Daniel Hassell, Secretary of Revenue



pennsylvania
DEPARTMENT OF REVENUE

APRIL 2022

KEY ECONOMIC INDICATORS



Notes:

Personal Income, Total Employment, Unemployment Rate, and Corporate Profits data are seasonally adjusted.

All data is Pennsylvania specific, except for Consumer Price Index, which is for PA, NJ, NY, CT, RI, MA, VT, NH, and ME, and Corporate Profits, which is for the US.

MONTHLY REVENUE REPORT

Tom Wolf, Governor C. Daniel Hassell, Secretary of Revenue



APRIL 2022

GENERAL FUND GROWTH

\$K

REVENUE SOURCES	APRIL 2022	APRIL 2021	GROWTH	FISCAL YTD 2021-22	FISCAL YTD 2020-21	GROWTH
TOTAL - GENERAL FUND	6,518,670	3,962,358	64.5%	40,658,621	32,676,383	24.4%
TOTAL - TAX REVENUE	6,288,030	3,736,037	68.3%	36,080,702	31,624,713	14.1%
TOTAL - CORPORATION TAXES	676,070	551,157	22.7%	5,834,117	5,189,141	12.4%
Accelerated Deposits	-1,426	25,493	-105.6%	-2,694	27,772	-109.7%
Corporate Net Income	627,223	478,548	31.1%	3,876,535	3,294,726	17.7%
Gross Receipts	1,445	2,078	-30.5%	1,019,989	990,402	3.0%
Utility Property	6,669	8,977	-25.7%	8,616	12,041	-28.4%
Insurance Premiums	34,426	28,428	21.1%	490,878	456,622	7.5%
Bank Shares	1,513	4,840	-68.7%	413,679	391,443	5.7%
Mutual Thrift	6,219	2,793	122.6%	27,113	16,134	68.0%
TOTAL - CONSUMPTION TAXES	1,227,860	1,229,872	-0.2%	12,689,899	11,731,013	8.2%
SALES & USE	1,213,035	1,195,584	1.5%	11,494,060	10,478,492	9.7%
Non-Motor Vehicle	1,053,378	1,012,092	4.1%	9,985,298	8,972,459	11.3%
Motor Vehicle	159,657	183,492	-13.0%	1,508,763	1,506,033	0.2%
Cigarette	-35,131	-15,711	-123.6%	692,495	776,915	-10.9%
Other Tobacco Products	12,943	12,024	7.6%	124,464	111,228	11.9%
Malt Beverage	1,977	2,700	-26.8%	18,365	19,075	-3.7%
Liquor	35,036	35,275	-0.7%	360,515	345,303	4.4%
TOTAL - OTHER TAXES	4,384,101	1,955,008	124.2%	17,556,687	14,704,560	19.4%
PERSONAL INCOME	4,148,563	1,723,576	140.7%	15,374,614	12,932,041	18.9%
Withholding	965,116	884,448	9.1%	9,999,188	8,997,320	11.1%
Quarterly	576,677	343,558	67.9%	2,212,791	2,082,136	6.3%
Annual	2,606,770	495,570	426.0%	3,162,636	1,852,585	70.7%
Realty Transfer	77,555	52,626	47.4%	701,836	518,223	35.4%
Inheritance	132,971	145,492	-8.6%	1,296,492	1,108,650	16.9%
Gaming	30,129	28,948	4.1%	260,660	195,928	33.0%
Minor & Repealed	-5,117	4,366	-217.2%	-76,916	-50,282	-53.0%
TOTAL - NON-TAX REVENUE	230,640	226,321	1.9%	4,577,919	1,051,670	335.3%
Liquor Store Profits	0	0		185,100	142,600	29.8%
Licenses & Fees	13,989	571	2348.2%	157,745	154,074	2.4%
Miscellaneous	210,384	220,777	-4.7%	4,174,369	696,897	499.0%
Fines, Penalties, & Interest	6,267	4,973	26.0%	60,705	58,099	4.5%

MONTHLY REVENUE REPORT

Tom Wolf, Governor C. Daniel Hassell, Secretary of Revenue



pennsylvania
DEPARTMENT OF REVENUE

APRIL 2022

GENERAL FUND COMPARISON OF ACTUAL TO ESTIMATE

\$K

REVENUE SOURCES	APRIL		DIFFERENCE		FISCAL YTD		DIFFERENCE	
	ACTUAL	ESTIMATED	AMOUNT	PERCENT	ACTUAL	ESTIMATED	AMOUNT	PERCENT
TOTAL - GENERAL FUND	6,518,670	4,698,800	1,819,870	38.7%	40,658,621	36,176,700	4,481,921	12.4%
TOTAL - TAX REVENUE	6,288,030	4,464,200	1,823,830	40.9%	36,080,702	31,721,100	4,359,602	13.7%
TOTAL - CORPORATION TAXES	676,070	369,700	306,370	82.9%	5,834,117	4,717,100	1,117,017	23.7%
Accelerated Deposits	-1,426	0	-1,426		-2,694	0	-2,694	
Corporate Net Income	627,223	329,600	297,623	90.3%	3,876,535	2,852,200	1,024,335	35.9%
Gross Receipts	1,445	1,700	-255	-15.0%	1,019,989	1,016,000	3,989	0.4%
Utility Property	6,669	8,500	-1,831	-21.5%	8,616	10,600	-1,984	-18.7%
Insurance Premiums	34,426	24,300	10,126	41.7%	490,878	439,500	51,378	11.7%
Bank Shares	1,513	3,600	-2,087	-58.0%	413,679	381,300	32,379	8.5%
Mutual Thrift	6,219	2,000	4,219	211.0%	27,113	17,500	9,613	54.9%
TOTAL - CONSUMPTION TAXES	1,227,860	1,116,100	111,760	10.0%	12,689,899	11,820,900	868,999	7.4%
SALES & USE	1,213,035	1,092,300	120,735	11.1%	11,494,060	10,605,600	888,460	8.4%
Non-Motor Vehicle	1,053,378	931,400	121,978	13.1%	9,985,298	9,156,400	828,898	9.1%
Motor Vehicle	159,657	160,900	-1,243	-0.8%	1,508,763	1,449,200	59,563	4.1%
Cigarette	-35,131	-22,300	-12,831	-57.5%	692,495	720,400	-27,905	-3.9%
Other Tobacco Products	12,943	11,800	1,143	9.7%	124,464	118,300	6,164	5.2%
Malt Beverage	1,977	1,800	177	9.8%	18,365	18,800	-435	-2.3%
Liquor	35,036	32,500	2,536	7.8%	360,515	357,800	2,715	0.8%
TOTAL - OTHER TAXES	4,384,101	2,978,400	1,405,701	47.2%	17,556,687	15,183,100	2,373,587	15.6%
PERSONAL INCOME	4,148,563	2,785,900	1,362,663	48.9%	15,374,614	13,324,400	2,050,214	15.4%
Withholding	965,116	941,500	23,616	2.5%	9,999,188	9,657,000	342,188	3.5%
Quarterly	576,677	379,600	197,077	51.9%	2,212,791	1,722,300	490,491	28.5%
Annual	2,606,770	1,464,800	1,141,970	78.0%	3,162,636	1,945,100	1,217,536	62.6%
Realty Transfer	77,555	51,700	25,855	50.0%	701,836	561,800	140,036	24.9%
Inheritance	132,971	111,000	21,971	19.8%	1,296,492	1,152,300	144,192	12.5%
Gaming	30,129	28,200	1,929	6.8%	260,660	240,100	20,560	8.6%
Minor & Repealed	-5,117	1,600	-6,717	-419.8%	-76,916	-95,500	18,584	19.5%
TOTAL - NON-TAX REVENUE	230,640	234,600	-3,960	-1.7%	4,577,919	4,455,600	122,319	2.7%
Liquor Store Profits	0	0	0		185,100	185,100	0	0.0%
Licenses & Fees	13,989	1,100	12,889	1171.7%	157,745	109,300	48,445	44.3%
Miscellaneous	210,384	227,400	-17,016	-7.5%	4,174,369	4,097,500	76,869	1.9%
Fines, Penalties, & Interest	6,267	6,100	167	2.7%	60,705	63,700	-2,995	-4.7%

MONTHLY REVENUE REPORT

Tom Wolf, Governor C. Daniel Hassell, Secretary of Revenue



APRIL 2022

MOTOR LICENSE FUND GROWTH

\$K

REVENUE SOURCES	APRIL 2022	APRIL 2021	GROWTH	FISCAL YTD 2021-22	FISCAL YTD 2020-21	GROWTH
TOTAL - MOTOR LICENSE FUND	247,154	283,207	-12.7%	2,329,089	2,315,824	0.6%
TOTAL - LIQUID FUELS TAXES	148,778	159,856	-6.9%	1,443,171	1,385,276	4.2%
Motor Carriers/IFTA	2,416	1,731	39.6%	102,468	94,341	8.6%
Alternative Fuels	1,434	1,263	13.5%	12,835	9,732	31.9%
Oil Company Franchise	73,145	69,930	4.6%	801,074	730,290	9.7%
Act 89 OCFT - Fuels	11,121	10,967	1.4%	122,528	118,597	3.3%
Act 89 OCFT - Liquid	60,660	75,964	-20.1%	404,260	432,357	-6.5%
Minor & Repealed	1	1	-10.4%	6	-41	113.5%
TOTAL - LICENSES AND FEES	94,606	114,604	-17.4%	877,233	909,499	-3.5%
Special Hauling Permits	2,734	2,705	1.1%	27,106	25,781	5.1%
Registrations Other States-IRP	27,825	27,388	1.6%	142,104	142,043	0.0%
Operators Licenses	4,075	5,117	-20.4%	72,207	67,353	7.2%
Real ID	750	204	268.2%	16,558	6,471	155.9%
Vehicle Registrations & Titling	55,408	76,822	-27.9%	618,173	668,409	-7.5%
Miscellaneous Collections	3,814	2,368	61.1%	1,085	-559	294.2%
TOTAL - OTHER MOTOR RECEIPTS	3,771	8,748	-56.9%	8,684	21,049	-58.7%
Fines, Penalties, & Interest	3,204	8,161	-60.7%	2,570	14,739	-82.6%
Miscellaneous - Treasury	569	373	52.5%	4,195	4,332	-3.2%
Other Miscellaneous	-2	214	-101.1%	1,920	1,978	-2.9%

MOTOR LICENSE FUND COMPARISON OF ACTUAL TO ESTIMATE

\$K

	APRIL		DIFFERENCE		FISCAL YTD		DIFFERENCE	
	ACTUAL	ESTIMATED	AMOUNT	PERCENT	ACTUAL	ESTIMATED	AMOUNT	PERCENT
TOTAL - MOTOR LICENSE FUND	247,154	283,220	-36,066	-12.7%	2,329,089	2,309,550	19,539	0.8%
TOTAL - LIQUID FUELS TAXES	148,778	163,200	-14,422	-8.8%	1,443,171	1,464,300	-21,129	-1.4%
Motor Carriers/IFTA	2,416	2,200	216	9.8%	102,468	99,800	2,668	2.7%
Alternative Fuels	1,434	1,100	334	30.4%	12,835	11,600	1,235	10.7%
Oil Company Franchise	73,145	74,900	-1,755	-2.3%	801,074	809,100	-8,026	-1.0%
Act 89 OCFT - Fuels	11,121	11,300	-179	-1.6%	122,528	122,400	128	0.1%
Act 89 OCFT - Liquid	60,660	73,700	-13,040	-17.7%	404,260	421,400	-17,140	-4.1%
Minor & Repealed	1	0	1		6	0	6	
TOTAL - LICENSES AND FEES	94,606	119,400	-24,794	-20.8%	877,233	838,500	38,733	4.6%
TOTAL - OTHER MOTOR RECEIPTS	3,771	620	3,151	508.2%	8,684	6,750	1,934	28.7%