

MONTHLY REVENUE REPORT

Tom Wolf, Governor C. Daniel Hassell, Secretary of Revenue



JULY 2022

GENERAL FUND

Attached to this edition of the Monthly Revenue Report are the monthly and cumulative monthly distribution tables of the Official 2022-23 revenue estimates for the General Fund and the Motor License Fund.

General Fund Collections for the month of July were \$2.7 billion.

- Total Corporation Tax collections for July totaled \$174.5 million.
- Sales and Use Tax (SUT) collections for July totaled \$1.3 billion.
- Total Personal Income Tax (PIT) collections for July totaled \$972.9 million.
- Realty Transfer Tax (RTT) revenues for July totaled \$34.4 million.
- Inheritance Tax revenues for July totaled \$110.2 million.
- Other tax revenue including Cigarette, Malt Beverage, Liquor, Gaming, and other miscellaneous tax collections totaled \$103.7 million for the month of July.
- Nontax revenue collections for the month of July totaled \$42.5 million.

IN THIS ISSUE

• General Fund	<i>Page 1</i>	• Motor License Fund Growth	<i>Page 7</i>
• Motor License and Gaming Funds	<i>Page 2</i>	• Motor License Fund Comparison of Actual to Estimate July 2022	<i>Page 7</i>
• Revenue Receipts for Selected Special Funds	<i>Page 2</i>	• Fiscal Year 2022-23 General Fund Monthly Distribution	<i>Page 8</i>
• Refunds of Taxes	<i>Page 2</i>	• Fiscal Year 2022-23 General Fund Cumulative Monthly Distribution	<i>Page 9</i>
• 2022-23 General Fund Revenues	<i>Page 3</i>	• Fiscal Year 2022-23 Motor License Fund Monthly Distribution	<i>Page 10</i>
• Key Economic Indicators	<i>Page 4</i>	• Fiscal Year 2022-23 Motor License Fund Cumulative Monthly Distribution	<i>Page 11</i>
• General Fund Growth	<i>Page 5</i>		
• General Fund Comparison of Actual to Estimate July 2022	<i>Page 6</i>		

Direct inquiries to the Pennsylvania Department of Revenue Bureau of Research
1147 Strawberry Square | Harrisburg, PA 17128-1100 | 717.787.6300 | www.revenue.pa.gov

MONTHLY REVENUE REPORT

Tom Wolf, Governor C. Daniel Hassell, Secretary of Revenue



JULY 2022

MOTOR LICENSE AND GAMING FUNDS

Motor License Fund collections were \$240.9 million in July.

The State Gaming Fund collected \$89.0 million in July.

REVENUE RECEIPTS FOR SELECTED SPECIAL FUNDS

\$K

FUND NAME	JULY 2022	JULY 2021	JULY 2020	FISCAL YTD 2022-23	FISCAL YTD 2021-22	FISCAL YTD 2020-21
Lottery ¹	233,700	242,730	129,877	233,700	242,730	129,877
Public Transportation Assistance	45,803	48,994	41,010	45,803	48,994	41,010
Public Transportation Trust	118,925	89,735	70,322	118,925	89,735	70,322
Game Commission	46,276	11,130	36,931	46,276	11,130	36,931
Fish	2,471	1,907	3,083	2,471	1,907	3,083
Racing	3,741	-822	-1,192	3,741	-822	-1,192
Banking	9,558	8,884	7,949	9,558	8,884	7,949
Fire Insurance	-1,953	-2,041	0	-1,953	-2,041	0
Municipal Pension	-20,699	-16,797	226	-20,699	-16,797	226
Highway/Bridge ²	18,721	19,090	17,389	18,721	19,090	17,389
State Gaming	88,997	90,809	67,243	88,997	90,809	67,243
Economic Development & Tourism	10,686	11,500	8,917	10,686	11,500	8,917

¹ Excludes field paid prizes, commissions, and expenses. ² Restricted receipts account within the Motor License Fund.

REFUNDS OF TAXES

\$K

	JULY 2022	JULY 2021	JULY 2020	FISCAL YTD 2022-23	FISCAL YTD 2021-22	FISCAL YTD 2020-21
GENERAL FUND	79,229	112,219	110,098	79,229	112,219	110,098
Corporation Taxes	37,700	19,871	26,127	37,700	19,871	26,127
Sales and Use Tax	5,563	12,711	12,552	5,563	12,711	12,552
Employer Tax	176	204	588	176	204	588
Personal Income Tax	32,209	74,119	68,603	32,209	74,119	68,603
Miscellaneous	3,581	5,313	2,229	3,581	5,313	2,229
MOTOR LICENSE FUND	2,108	1,975	6,311	2,108	1,975	6,311

Refund numbers reflect amounts recorded by the Department of Revenue in the executive authorizations for refunds.

MONTHLY REVENUE REPORT

Tom Wolf, Governor C. Daniel Hassell, Secretary of Revenue

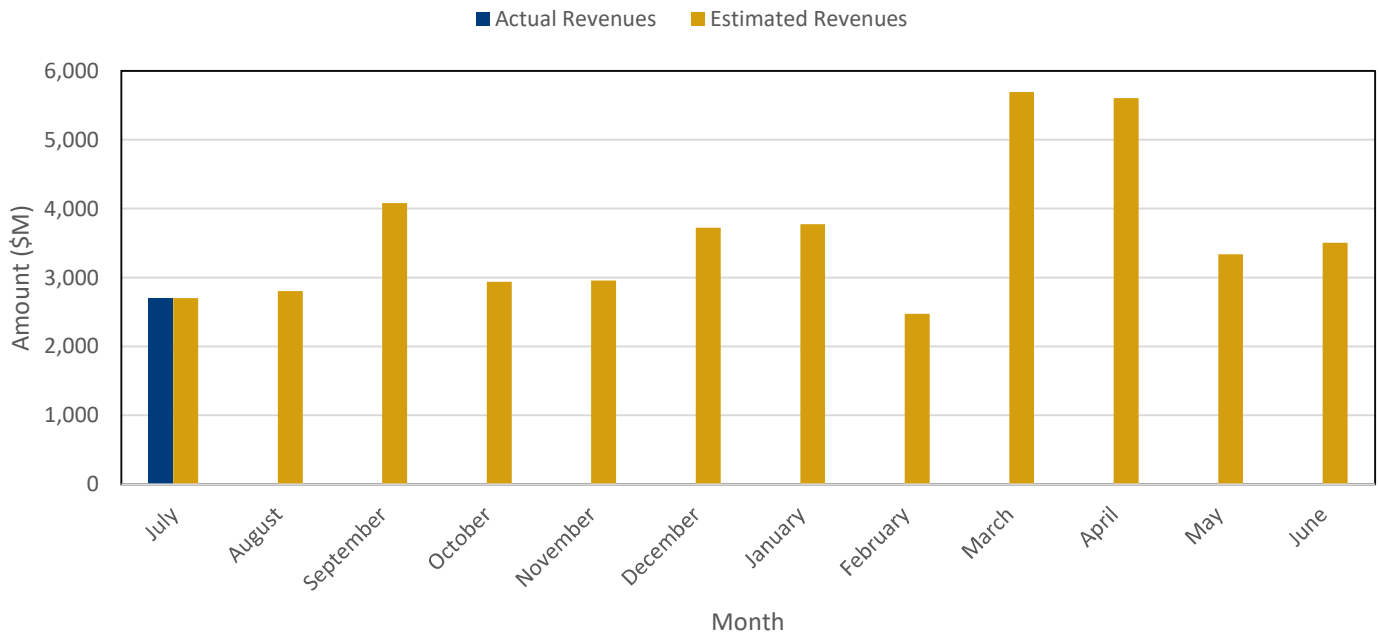


pennsylvania
DEPARTMENT OF REVENUE

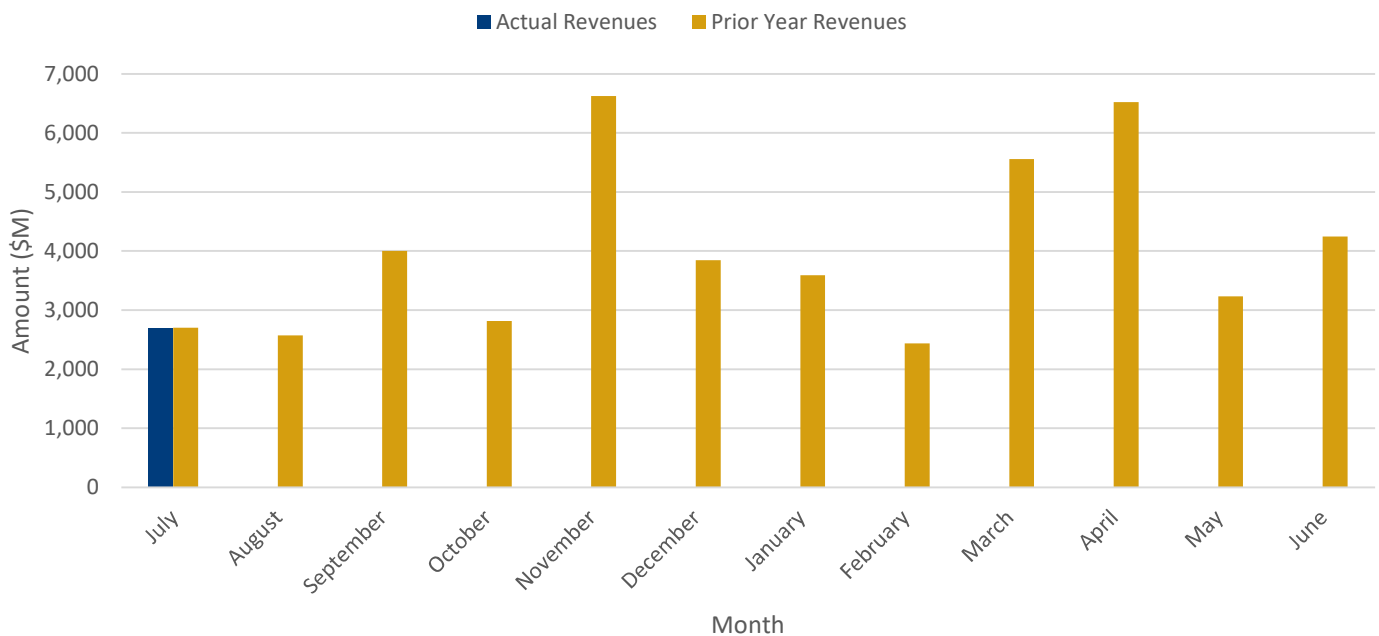
JULY 2022

2022-23 GENERAL FUND REVENUES

Actual vs. Estimated Revenue Collections



Actual vs. Prior Year Revenue Collections



MONTHLY REVENUE REPORT

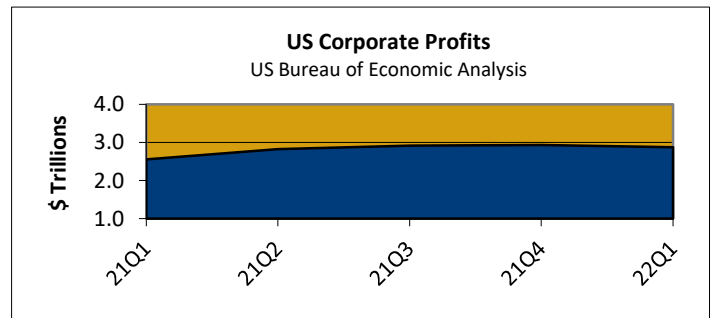
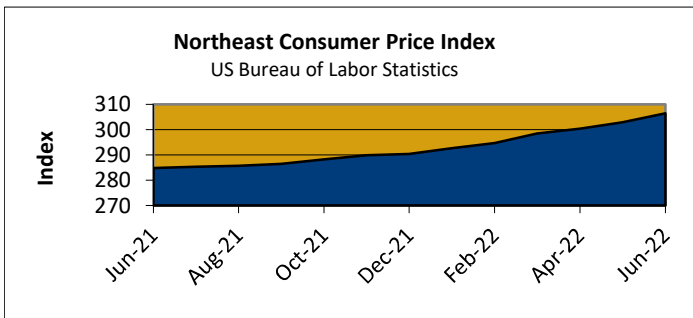
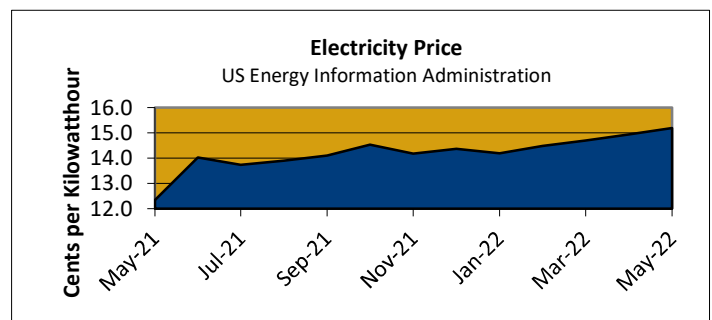
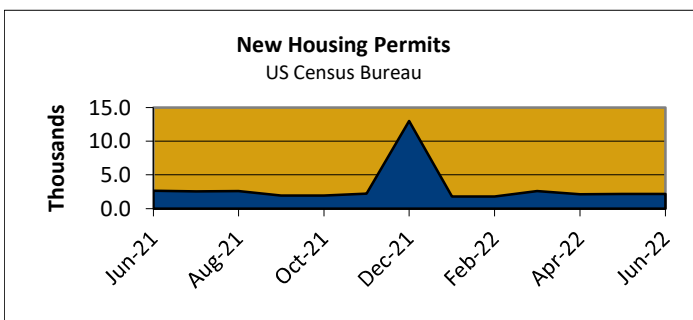
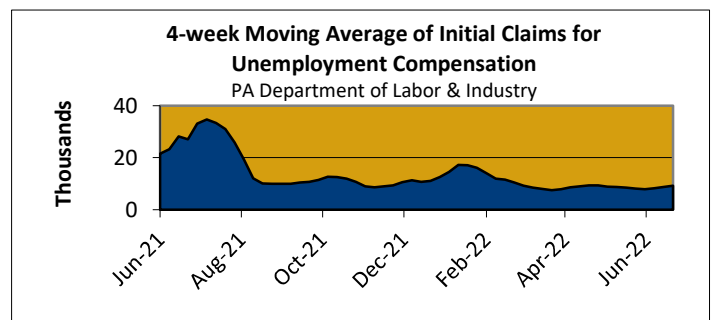
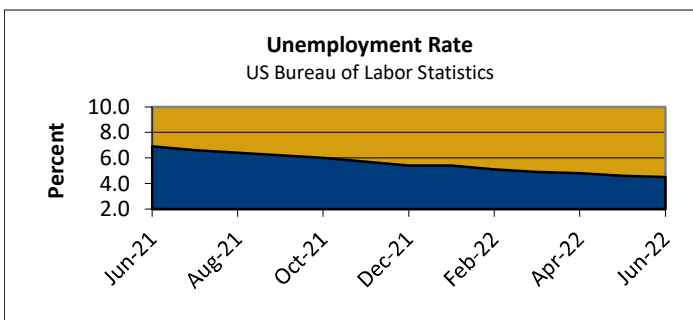
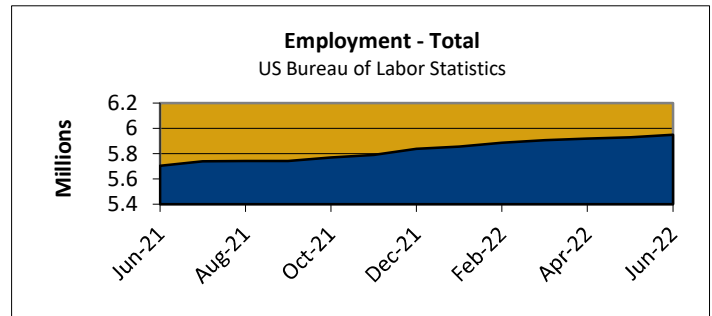
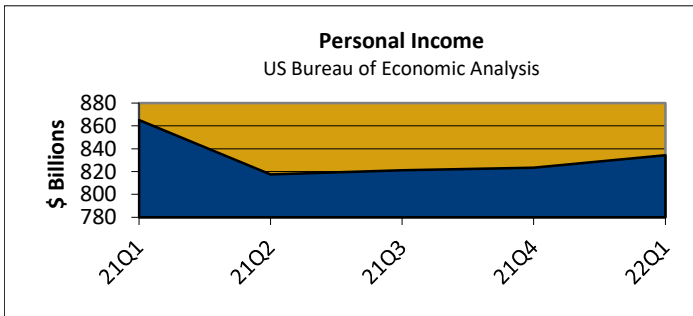
Tom Wolf, Governor C. Daniel Hassell, Secretary of Revenue



pennsylvania
DEPARTMENT OF REVENUE

JULY 2022

KEY ECONOMIC INDICATORS



Notes:

Personal Income, Total Employment, Unemployment Rate, and Corporate Profits data are seasonally adjusted.

All data is Pennsylvania specific, except for Consumer Price Index, which is for PA, NJ, NY, CT, RI, MA, VT, NH, and ME, and Corporate Profits, which is for the US.

MONTHLY REVENUE REPORT

Tom Wolf, Governor C. Daniel Hassell, Secretary of Revenue



JULY 2022

GENERAL FUND GROWTH

\$K

REVENUE SOURCES	JULY 2022	JULY 2021	GROWTH	FISCAL YTD 2022-23	FISCAL YTD 2021-22	GROWTH
TOTAL - GENERAL FUND	2,696,202	2,700,218	-0.1%	2,696,202	2,700,218	-0.1%
TOTAL - TAX REVENUE	2,653,675	2,671,813	-0.7%	2,653,675	2,671,813	-0.7%
TOTAL - CORPORATION TAXES	174,496	190,482	-8.4%	174,496	190,482	-8.4%
Accelerated Deposits	-3,412	-3,237	-5.4%	-3,412	-3,237	-5.4%
Corporate Net Income	150,526	171,402	-12.2%	150,526	171,402	-12.2%
Gross Receipts	2,931	2,573	13.9%	2,931	2,573	13.9%
Utility Property	0	5	-100.0%	0	5	-100.0%
Insurance Premiums	23,947	19,101	25.4%	23,947	19,101	25.4%
Bank Shares	229	325	-29.5%	229	325	-29.5%
Mutual Thrift	275	313	-12.3%	275	313	-12.3%
TOTAL - CONSUMPTION TAXES	1,338,606	1,331,433	0.5%	1,338,606	1,331,433	0.5%
SALES & USE	1,257,942	1,237,269	1.7%	1,257,942	1,237,269	1.7%
Non-Motor Vehicle	1,145,571	1,074,473	6.6%	1,145,571	1,074,473	6.6%
Motor Vehicle	112,371	162,796	-31.0%	112,371	162,796	-31.0%
Cigarette	30,502	43,295	-29.5%	30,502	43,295	-29.5%
Other Tobacco Products	12,400	12,549	-1.2%	12,400	12,549	-1.2%
Malt Beverage	2,055	2,128	-3.4%	2,055	2,128	-3.4%
Liquor	35,707	36,191	-1.3%	35,707	36,191	-1.3%
TOTAL - OTHER TAXES	1,140,573	1,149,897	-0.8%	1,140,573	1,149,897	-0.8%
PERSONAL INCOME	972,918	959,145	1.4%	972,918	959,145	1.4%
Withholding	882,393	867,627	1.7%	882,393	867,627	1.7%
Quarterly	53,387	52,396	1.9%	53,387	52,396	1.9%
Annual	37,138	39,122	-5.1%	37,138	39,122	-5.1%
Realty Transfer	34,393	34,070	0.9%	34,393	34,070	0.9%
Inheritance	110,182	117,255	-6.0%	110,182	117,255	-6.0%
Gaming	22,006	26,648	-17.4%	22,006	26,648	-17.4%
Minor & Repealed	1,074	12,780	-91.6%	1,074	12,780	-91.6%
TOTAL - NON-TAX REVENUE	42,527	28,405	49.7%	42,527	28,405	49.7%
Liquor Store Profits	0	0		0	0	
Licenses & Fees	11,038	10,183	8.4%	11,038	10,183	8.4%
Miscellaneous	26,169	12,286	113.0%	26,169	12,286	113.0%
Fines, Penalties, & Interest	5,320	5,936	-10.4%	5,320	5,936	-10.4%

MONTHLY REVENUE REPORT

Tom Wolf, Governor C. Daniel Hassell, Secretary of Revenue



pennsylvania
DEPARTMENT OF REVENUE

JULY 2022

GENERAL FUND COMPARISON OF ACTUAL TO ESTIMATE

\$K

REVENUE SOURCES	JULY		DIFFERENCE		FISCAL YTD		DIFFERENCE	
	ACTUAL	ESTIMATED	AMOUNT	PERCENT	ACTUAL	ESTIMATED	AMOUNT	PERCENT
TOTAL - GENERAL FUND	2,696,202	2,699,600	-3,398	-0.1%	2,696,202	2,699,600	-3,398	-0.1%
TOTAL - TAX REVENUE	2,653,675	2,657,100	-3,425	-0.1%	2,653,675	2,657,100	-3,425	-0.1%
TOTAL - CORPORATION TAXES	174,496	177,800	-3,304	-1.9%	174,496	177,800	-3,304	-1.9%
Accelerated Deposits	-3,412	0	-3,412		-3,412	0	-3,412	
Corporate Net Income	150,526	150,500	26	0.0%	150,526	150,500	26	0.0%
Gross Receipts	2,931	2,900	31	1.1%	2,931	2,900	31	1.1%
Utility Property	0	0	0		0	0	0	
Insurance Premiums	23,947	23,900	47	0.2%	23,947	23,900	47	0.2%
Bank Shares	229	200	29	14.6%	229	200	29	14.6%
Mutual Thrift	275	300	-25	-8.3%	275	300	-25	-8.3%
TOTAL - CONSUMPTION TAXES	1,338,606	1,338,700	-94	0.0%	1,338,606	1,338,700	-94	0.0%
SALES & USE	1,257,942	1,258,000	-58	0.0%	1,257,942	1,258,000	-58	0.0%
Non-Motor Vehicle	1,145,571	1,145,600	-29	0.0%	1,145,571	1,145,600	-29	0.0%
Motor Vehicle	112,371	112,400	-29	0.0%	112,371	112,400	-29	0.0%
Cigarette	30,502	30,500	2	0.0%	30,502	30,500	2	0.0%
Other Tobacco Products	12,400	12,400	0	0.0%	12,400	12,400	0	0.0%
Malt Beverage	2,055	2,100	-45	-2.1%	2,055	2,100	-45	-2.1%
Liquor	35,707	35,700	7	0.0%	35,707	35,700	7	0.0%
TOTAL - OTHER TAXES	1,140,573	1,140,600	-27	0.0%	1,140,573	1,140,600	-27	0.0%
PERSONAL INCOME	972,918	972,900	18	0.0%	972,918	972,900	18	0.0%
Withholding	882,393	882,400	-7	0.0%	882,393	882,400	-7	0.0%
Quarterly	53,387	53,400	-13	0.0%	53,387	53,400	-13	0.0%
Annual	37,138	37,100	38	0.1%	37,138	37,100	38	0.1%
Realty Transfer	34,393	34,400	-7	0.0%	34,393	34,400	-7	0.0%
Inheritance	110,182	110,200	-18	0.0%	110,182	110,200	-18	0.0%
Gaming	22,006	22,000	6	0.0%	22,006	22,000	6	0.0%
Minor & Repealed	1,074	1,100	-26	-2.3%	1,074	1,100	-26	-2.3%
TOTAL - NON-TAX REVENUE	42,527	42,500	27	0.1%	42,527	42,500	27	0.1%
Liquor Store Profits	0	0	0		0	0	0	
Licenses & Fees	11,038	11,000	38	0.3%	11,038	11,000	38	0.3%
Miscellaneous	26,169	26,200	-31	-0.1%	26,169	26,200	-31	-0.1%
Fines, Penalties, & Interest	5,320	5,300	20	0.4%	5,320	5,300	20	0.4%

MONTHLY REVENUE REPORT

Tom Wolf, Governor C. Daniel Hassell, Secretary of Revenue



JULY 2022

MOTOR LICENSE FUND GROWTH

\$K

REVENUE SOURCES	JULY 2022	JULY 2021	GROWTH	FISCAL YTD 2022-23	FISCAL YTD 2021-22	GROWTH
TOTAL - MOTOR LICENSE FUND	240,926	234,433	2.8%	240,926	234,433	2.8%
TOTAL - LIQUID FUELS TAXES	141,648	147,506	-4.0%	141,648	147,506	-4.0%
Motor Carriers/IFTA	3,175	1,985	60.0%	3,175	1,985	60.0%
Alternative Fuels	1,411	1,567	-9.9%	1,411	1,567	-9.9%
Oil Company Franchise	83,474	84,073	-0.7%	83,474	84,073	-0.7%
Act 89 OCFT - Fuels	12,004	12,083	-0.6%	12,004	12,083	-0.6%
Act 89 OCFT - Liquid	41,584	47,799	-13.0%	41,584	47,799	-13.0%
Minor & Repealed	0	1	-47.3%	0	1	-47.3%
TOTAL - LICENSES AND FEES	96,733	83,573	15.7%	96,733	83,573	15.7%
Special Hauling Permits	2,932	3,110	-5.7%	2,932	3,110	-5.7%
Registrations Other States-IRP	25,465	13,792	84.6%	25,465	13,792	84.6%
Operators Licenses	5,544	3,312	67.4%	5,544	3,312	67.4%
Real ID	745	430	73.1%	745	430	73.1%
Vehicle Registrations & Titling	59,385	69,757	-14.9%	59,385	69,757	-14.9%
Miscellaneous Collections	2,663	-6,828	139.0%	2,663	-6,828	139.0%
TOTAL - OTHER MOTOR RECEIPTS	2,545	3,354	-24.1%	2,545	3,354	-24.1%
Fines, Penalties, & Interest	553	2,474	-77.6%	553	2,474	-77.6%
Miscellaneous - Treasury	1,849	677	173.2%	1,849	677	173.2%
Other Miscellaneous	142	203	-30.0%	142	203	-30.0%

MOTOR LICENSE FUND COMPARISON OF ACTUAL TO ESTIMATE

\$K

	JULY		DIFFERENCE		FISCAL YTD		DIFFERENCE	
	ACTUAL	ESTIMATED	AMOUNT	PERCENT	ACTUAL	ESTIMATED	AMOUNT	PERCENT
TOTAL - MOTOR LICENSE FUND	240,926	240,300	626	0.3%	240,926	240,300	626	0.3%
TOTAL - LIQUID FUELS TAXES	141,648	141,700	-52	0.0%	141,648	141,700	-52	0.0%
Motor Carriers/IFTA	3,175	3,200	-25	-0.8%	3,175	3,200	-25	-0.8%
Alternative Fuels	1,411	1,400	11	0.8%	1,411	1,400	11	0.8%
Oil Company Franchise	83,474	83,500	-26	0.0%	83,474	83,500	-26	0.0%
Act 89 OCFT - Fuels	12,004	12,000	4	0.0%	12,004	12,000	4	0.0%
Act 89 OCFT - Liquid	41,584	41,600	-16	0.0%	41,584	41,600	-16	0.0%
Minor & Repealed	0	0	0		0	0	0	
TOTAL - LICENSES AND FEES	96,733	96,700	33	0.0%	96,733	96,700	33	0.0%
TOTAL - OTHER MOTOR RECEIPTS	2,545	1,900	645	33.9%	2,545	1,900	645	33.9%

MONTHLY REVENUE REPORT

Tom Wolf, Governor C. Daniel Hassell, Secretary of Revenue



JULY 2022

FISCAL YEAR 2022-23 GENERAL FUND MONTHLY DISTRIBUTION

\$K

	JUL	AUG	SEP	OCT	NOV	DEC	JAN	FEB	MAR	APR	MAY	JUN
TOTAL - GENERAL FUND	2,699,600	2,801,100	4,082,100	2,936,100	2,955,400	3,721,900	3,771,300	2,476,000	5,690,900	5,604,600	3,338,300	3,502,400
TOTAL - TAX REVENUE	2,657,100	2,784,200	4,059,200	2,904,200	2,843,100	3,689,700	3,759,100	2,460,700	5,521,300	5,361,000	3,300,500	3,464,000
TOTAL - Corporation Taxes	177,800	113,100	877,600	166,000	183,300	892,400	209,600	137,100	2,593,200	730,800	473,900	336,700
Accelerated Deposits	0	0	0	0	0	0	0	0	0	0	0	0
Corporate Net Income	150,500	107,500	857,300	159,800	177,800	880,500	156,300	83,200	583,600	533,300	443,500	766,900
Gross Receipts	2,900	2,700	7,300	3,900	3,600	4,300	2,600	23,200	964,300	1,300	-5,200	2,400
Utility Property	0	100	800	200	0	100	0	0	300	7,800	30,500	100
Insurance Premiums	23,900	900	1,000	700	700	200	46,600	20,800	658,800	180,200	1,400	-440,800
Bank Shares	200	200	4,800	1,100	100	2,500	3,100	9,900	381,400	3,400	3,700	2,000
Mutual Thrift	300	1,700	6,400	300	1,100	4,800	1,000	0	4,800	4,800	0	6,100
TOTAL - Consumption Taxes	1,338,700	1,272,600	1,289,000	1,308,900	1,267,100	1,342,300	1,345,700	1,058,700	1,221,800	1,207,600	1,303,400	1,324,800
Sales & Use	1,258,000	1,124,200	1,139,200	1,171,400	1,120,000	1,178,700	1,249,000	938,800	1,097,000	1,192,500	1,165,400	1,180,700
Non-Motor Vehicle	1,145,600	1,013,800	1,023,300	1,062,700	996,800	1,084,600	1,154,800	856,300	961,300	1,068,800	1,044,500	1,071,400
Motor Vehicle	112,400	110,400	115,900	108,700	123,200	94,100	94,200	82,500	135,700	123,700	120,900	109,300
Cigarette	30,500	98,200	99,600	86,700	91,300	93,500	51,300	73,300	75,000	-34,900	85,400	92,000
Other Tobacco Products	12,400	13,500	13,800	14,000	14,000	14,100	13,800	13,100	12,400	14,000	13,600	14,300
Malt Beverage	2,100	2,000	2,000	1,300	2,000	1,700	1,600	1,600	1,500	1,900	1,900	2,100
Liquor	35,700	34,700	34,400	35,500	39,800	54,300	30,000	31,900	35,900	34,100	37,100	35,700
TOTAL - Other Taxes	1,140,600	1,398,500	1,892,600	1,429,300	1,392,700	1,455,000	2,203,800	1,264,900	1,706,300	3,422,600	1,523,200	1,802,500
Personal Income	972,900	1,188,900	1,663,100	1,217,500	1,172,400	1,228,300	1,977,200	1,079,300	1,578,200	3,217,400	1,290,500	1,578,000
Withholding	882,400	1,107,400	938,200	989,400	1,104,000	1,047,900	1,091,700	1,003,800	1,327,100	985,900	1,144,600	973,400
Quarterly	53,400	45,800	685,000	106,400	36,500	141,200	851,600	44,300	110,800	639,500	49,100	556,900
Annual	37,100	35,700	39,900	121,700	31,900	39,200	33,900	31,200	140,300	1,592,000	96,800	47,700
Realty Transfer	34,400	70,700	67,600	65,000	61,800	79,100	72,600	47,600	61,800	63,700	64,200	71,900
Inheritance	110,200	120,000	133,300	125,400	121,200	131,900	121,900	117,000	133,700	113,200	117,300	117,000
Gaming	22,000	19,000	28,000	22,700	36,000	32,700	28,700	19,900	28,600	25,800	28,500	25,300
Minor & Repealed	1,100	-100	600	-1,300	1,300	-17,000	3,400	1,100	-96,000	2,500	22,700	10,300
TOTAL - NON-TAX REVENUE	42,500	16,900	22,900	31,900	112,300	32,200	12,200	15,300	169,600	243,600	37,800	38,400
Liquor Store Profits	0	0	0	0	100,000	0	0	0	85,100	0	0	0
Licenses & Fees	11,000	7,900	7,900	7,200	7,200	26,300	7,900	7,900	39,100	7,900	8,900	11,400
Miscellaneous	26,200	2,000	8,400	18,300	-1,200	-300	-1,300	2,100	39,800	229,800	22,200	31,600
Treasury	15,100	700	500	300	300	200	200	200	300	200	600	1,100
Escheats	-8,900	-3,500	2,500	11,000	-4,400	-3,500	-7,700	-1,800	38,100	225,700	18,900	11,600
Other Miscellaneous	20,000	4,800	5,400	7,000	2,900	3,000	6,200	3,700	1,400	3,900	2,700	18,900
Fines, Penalties, & Interest	5,300	7,000	6,600	6,400	6,300	6,200	5,600	5,300	5,600	5,900	6,700	-4,600

MONTHLY REVENUE REPORT

Tom Wolf, Governor C. Daniel Hassell, Secretary of Revenue



JULY 2022

FISCAL YEAR 2022-23 GENERAL FUND CUMULATIVE MONTHLY DISTRIBUTION

\$K

	JUL	AUG	SEP	OCT	NOV	DEC	JAN	FEB	MAR	APR	MAY	JUN
TOTAL - GENERAL FUND	2,699,600	5,500,700	9,582,800	12,518,900	15,474,300	19,196,200	22,967,500	25,443,500	31,134,400	36,739,000	40,077,300	43,579,700
TOTAL - TAX REVENUE	2,657,100	5,441,300	9,500,500	12,404,700	15,247,800	18,937,500	22,696,600	25,157,300	30,678,600	36,039,600	39,340,100	42,804,100
TOTAL - Corporation Taxes	177,800	290,900	1,168,500	1,334,500	1,517,800	2,410,200	2,619,800	2,756,900	5,350,100	6,080,900	6,554,800	6,891,500
Accelerated Deposits	0	0	0	0	0	0	0	0	0	0	0	0
Corporate Net Income	150,500	258,000	1,115,300	1,275,100	1,452,900	2,333,400	2,489,700	2,572,900	3,156,500	3,689,800	4,133,300	4,900,200
Gross Receipts	2,900	5,600	12,900	16,800	20,400	24,700	27,300	50,500	1,014,800	1,016,100	1,010,900	1,013,300
Utility Property	0	100	900	1,100	1,100	1,200	1,200	1,200	1,500	9,300	39,800	39,900
Insurance Premiums	23,900	24,800	25,800	26,500	27,200	27,400	74,000	94,800	753,600	933,800	935,200	494,400
Bank Shares	200	400	5,200	6,300	6,400	8,900	12,000	21,900	403,300	406,700	410,400	412,400
Mutual Thrift	300	2,000	8,400	8,700	9,800	14,600	15,600	15,600	20,400	25,200	25,200	31,300
TOTAL - Consumption Taxes	1,338,700	2,611,300	3,900,300	5,209,200	6,476,300	7,818,600	9,164,300	10,223,000	11,444,800	12,652,400	13,955,800	15,280,600
Sales & Use	1,258,000	2,382,200	3,521,400	4,692,800	5,812,800	6,991,500	8,240,500	9,179,300	10,276,300	11,468,800	12,634,200	13,814,900
Non-Motor Vehicle	1,145,600	2,159,400	3,182,700	4,245,400	5,242,200	6,326,800	7,481,600	8,337,900	9,299,200	10,368,000	11,412,500	12,483,900
Motor Vehicle	112,400	222,800	338,700	447,400	570,600	664,700	758,900	841,400	977,100	1,100,800	1,221,700	1,331,000
Cigarette	30,500	128,700	228,300	315,000	406,300	499,800	551,100	624,400	699,400	664,500	749,900	841,900
Other Tobacco Products	12,400	25,900	39,700	53,700	67,700	81,800	95,600	108,700	121,100	135,100	148,700	163,000
Malt Beverage	2,100	4,100	6,100	7,400	9,400	11,100	12,700	14,300	15,800	17,700	19,600	21,700
Liquor	35,700	70,400	104,800	140,300	180,100	234,400	264,400	296,300	332,200	366,300	403,400	439,100
TOTAL - Other Taxes	1,140,600	2,539,100	4,431,700	5,861,000	7,253,700	8,708,700	10,912,500	12,177,400	13,883,700	17,306,300	18,829,500	20,632,000
Personal Income	972,900	2,161,800	3,824,900	5,042,400	6,214,800	7,443,100	9,420,300	10,499,600	12,077,800	15,295,200	16,585,700	18,163,700
Withholding	882,400	1,989,800	2,928,000	3,917,400	5,021,400	6,069,300	7,161,000	8,164,800	9,491,900	10,477,800	11,622,400	12,595,800
Quarterly	53,400	99,200	784,200	890,600	927,100	1,068,300	1,919,900	1,964,200	2,075,000	2,714,500	2,763,600	3,320,500
Annual	37,100	72,800	112,700	234,400	266,300	305,500	339,400	370,600	510,900	2,102,900	2,199,700	2,247,400
Realty Transfer	34,400	105,100	172,700	237,700	299,500	378,600	451,200	498,800	560,600	624,300	688,500	760,400
Inheritance	110,200	230,200	363,500	488,900	610,100	742,000	863,900	980,900	1,114,600	1,227,800	1,345,100	1,462,100
Gaming	22,000	41,000	69,000	91,700	127,700	160,400	189,100	209,000	237,600	263,400	291,900	317,200
Minor & Repealed	1,100	1,000	1,600	300	1,600	-15,400	-12,000	-10,900	-106,900	-104,400	-81,700	-71,400
TOTAL - NON-TAX REVENUE	42,500	59,400	82,300	114,200	226,500	258,700	270,900	286,200	455,800	699,400	737,200	775,600
Liquor Store Profits	0	0	0	0	100,000	100,000	100,000	100,000	185,100	185,100	185,100	185,100
Licenses & Fees	11,000	18,900	26,800	34,000	41,200	67,500	75,400	83,300	122,400	130,300	139,200	150,600
Miscellaneous	26,200	28,200	36,600	54,900	53,700	53,400	52,100	54,200	94,000	323,800	346,000	377,600
Treasury	15,100	15,800	16,300	16,600	16,900	17,100	17,300	17,500	17,800	18,000	18,600	19,700
Escheats	-8,900	-12,400	-9,900	1,100	-3,300	-6,800	-14,500	-16,300	21,800	247,500	266,400	278,000
Other Miscellaneous	20,000	24,800	30,200	37,200	40,100	43,100	49,300	53,000	54,400	58,300	61,000	79,900
Fines, Penalties, & Interest	5,300	12,300	18,900	25,300	31,600	37,800	43,400	48,700	54,300	60,200	66,900	62,300

MONTHLY REVENUE REPORT

Tom Wolf, Governor C. Daniel Hassell, Secretary of Revenue



JULY 2022

FISCAL YEAR 2022-23 MOTOR LICENSE FUND MONTHLY DISTRIBUTION

\$K

	JUL	AUG	SEP	OCT	NOV	DEC	JAN	FEB	MAR	APR	MAY	JUN
TOTAL - MOTOR LICENSE FUND	240,300	264,990	218,490	218,340	249,380	194,840	224,330	225,840	227,350	295,530	307,970	248,740
TOTAL - Liquid Fuels Taxes	141,700	175,200	143,700	132,600	175,500	126,000	145,900	151,600	118,400	168,200	185,700	148,700
Motor Carriers/IFTA	3,200	29,100	6,200	2,800	24,400	6,600	2,100	22,200	6,600	2,300	26,400	6,200
Alternative Fuels	1,400	1,300	1,300	1,300	1,300	1,300	1,300	1,400	1,400	1,500	1,500	1,500
Oil Company Franchise	83,500	86,800	79,400	89,600	84,000	78,800	83,700	84,800	75,400	79,300	78,800	81,700
Act 89 OCFT - Fuels	12,000	12,500	12,300	12,700	12,300	12,400	12,300	12,000	12,400	12,100	13,000	12,300
Act 89 OCFT - Liquid	41,600	45,500	44,500	26,200	53,500	26,900	46,500	31,200	22,600	73,000	66,000	47,000
Minor & Repealed	0	0	0	0	0	0	0	0	0	0	0	0
TOTAL - Licenses & Fees	96,700	89,300	74,200	85,300	73,300	68,400	77,900	73,900	108,600	126,900	121,700	99,100
Special Hauling Permits	2,900	3,000	3,100	2,900	3,000	2,600	2,300	2,400	2,300	2,700	3,000	3,000
Registrations Other States-IRP	25,500	9,500	8,600	14,000	13,700	14,900	11,500	14,900	20,900	26,700	12,900	10,400
Operators Licenses	5,500	8,800	6,900	5,400	4,400	4,500	5,400	6,600	7,900	9,200	5,900	5,100
Real ID	700	1,100	1,100	1,100	1,100	1,100	1,100	1,100	1,000	1,100	1,100	1,100
Vehicle Registrations & Titling	59,400	66,700	54,300	61,700	50,900	45,100	57,400	48,700	76,300	87,000	98,600	81,800
Miscellaneous Collections	2,700	200	200	200	200	200	200	200	200	200	200	-2,300
TOTAL - Other Motor Receipts	1,900	490	590	440	580	440	530	340	350	430	570	940
Fines, Penalties, & Interest	0	0	0	0	0	0	0	0	0	0	0	0
Miscellaneous - Treasury	1,800	300	300	300	300	200	400	100	200	300	400	700
Other Miscellaneous	100	190	290	140	280	240	130	240	150	130	170	240

MONTHLY REVENUE REPORT

Tom Wolf, Governor C. Daniel Hassell, Secretary of Revenue



JULY 2022

FISCAL YEAR 2022-23 MOTOR LICENSE FUND CUMULATIVE MONTHLY DISTRIBUTION

\$K

	JUL	AUG	SEP	OCT	NOV	DEC	JAN	FEB	MAR	APR	MAY	JUN
TOTAL - MOTOR LICENSE FUND	240,300	505,290	723,780	942,120	1,191,500	1,386,340	1,610,670	1,836,510	2,063,860	2,359,390	2,667,360	2,916,100
TOTAL - Liquid Fuels Taxes	141,700	316,900	460,600	593,200	768,700	894,700	1,040,600	1,192,200	1,310,600	1,478,800	1,664,500	1,813,200
Motor Carriers/IFTA	3,200	32,300	38,500	41,300	65,700	72,300	74,400	96,600	103,200	105,500	131,900	138,100
Alternative Fuels	1,400	2,700	4,000	5,300	6,600	7,900	9,200	10,600	12,000	13,500	15,000	16,500
Oil Company Franchise	83,500	170,300	249,700	339,300	423,300	502,100	585,800	670,600	746,000	825,300	904,100	985,800
Act 89 OCFT - Fuels	12,000	24,500	36,800	49,500	61,800	74,200	86,500	98,500	110,900	123,000	136,000	148,300
Act 89 OCFT - Liquid	41,600	87,100	131,600	157,800	211,300	238,200	284,700	315,900	338,500	411,500	477,500	524,500
Minor & Repealed	0	0	0	0	0	0	0	0	0	0	0	0
TOTAL - Licenses & Fees	96,700	186,000	260,200	345,500	418,800	487,200	565,100	639,000	747,600	874,500	996,200	1,095,300
Special Hauling Permits	2,900	5,900	9,000	11,900	14,900	17,500	19,800	22,200	24,500	27,200	30,200	33,200
Registrations Other States-IRP	25,500	35,000	43,600	57,600	71,300	86,200	97,700	112,600	133,500	160,200	173,100	183,500
Operators Licenses	5,500	14,300	21,200	26,600	31,000	35,500	40,900	47,500	55,400	64,600	70,500	75,600
Real ID	700	1,800	2,900	4,000	5,100	6,200	7,300	8,400	9,400	10,500	11,600	12,700
Vehicle Registrations & Titling	59,400	126,100	180,400	242,100	293,000	338,100	395,500	444,200	520,500	607,500	706,100	787,900
Miscellaneous Collections	2,700	2,900	3,100	3,300	3,500	3,700	3,900	4,100	4,300	4,500	4,700	2,400
TOTAL - Other Motor Receipts	1,900	2,390	2,980	3,420	4,000	4,440	4,970	5,310	5,660	6,090	6,660	7,600
Fines, Penalties, & Interest	0	0	0	0	0	0	0	0	0	0	0	0
Miscellaneous - Treasury	1,800	2,100	2,400	2,700	3,000	3,200	3,600	3,700	3,900	4,200	4,600	5,300
Other Miscellaneous	100	290	580	720	1,000	1,240	1,370	1,610	1,760	1,890	2,060	2,300