

MONTHLY REVENUE REPORT

Tom Wolf, Governor C. Daniel Hassell, Secretary of Revenue



SEPTEMBER 2022

GENERAL FUND

General Fund Collections of \$4.2 billion for the month of September were \$135.8 million, or 3.3 percent, above the official estimate. Fiscal year 2022-23 collections of \$9.8 billion were \$196.2 million, or 2.0 percent, above estimate.

- Total Corporation Tax collections of \$1.1 billion for the month of September were \$202.4 million above the official estimate. Year-to-date collections are \$197.3 million, or 16.9 percent, above estimate.
- Sales and Use Tax (SUT) collections of \$1.1 billion were \$2.3 million below estimate. Year-to-date collections are \$43.1 million, or 1.2 percent, above estimate.
- Total Personal Income Tax (PIT) collections of \$1.6 billion for the month of September were \$61.8 million below estimate. Year-to-date collections are \$68.2 million, or 1.8 percent, below the official estimate.
- Realty Transfer Tax (RTT) revenues of \$62.4 million were \$5.2 million below estimate. Year-to-date collections are \$12.9 million, or 7.5 percent, above estimate.
- Inheritance Tax revenues of \$128.2 million were \$5.1 million below estimate. Year-to-date collections are \$8.4 million, or 2.3 percent, below estimate.
- Other tax revenue including Cigarette, Malt Beverage, Liquor, Gaming, and other miscellaneous tax collections totaled \$176.7 million for the month of September.
- Nontax revenue collections for the month of September were \$9.4 million above estimate. Year-to-date collections are \$27.5 million, or 33.5 percent, above the official estimate.

IN THIS ISSUE

- | | | | |
|---|---------------|--|---------------|
| • General Fund | <i>Page 1</i> | • General Fund Growth | <i>Page 5</i> |
| • Motor License and Gaming Funds | <i>Page 2</i> | • General Fund Comparison of Actual to Estimate September 2022 | <i>Page 6</i> |
| • Revenue Receipts for Selected Special Funds | <i>Page 2</i> | • Motor License Fund Growth | <i>Page 7</i> |
| • Refunds of Taxes | <i>Page 2</i> | • Motor License Fund Comparison of Actual to Estimate September 2022 | <i>Page 7</i> |
| • 2022-23 General Fund Revenues | <i>Page 3</i> | | |
| • Key Economic Indicators | <i>Page 4</i> | | |

Direct inquiries to the Pennsylvania Department of Revenue Bureau of Research
1147 Strawberry Square | Harrisburg, PA 17128-1100 | 717.787.6300 | www.revenue.pa.gov

MONTHLY REVENUE REPORT

Tom Wolf, Governor C. Daniel Hassell, Secretary of Revenue



SEPTEMBER 2022

MOTOR LICENSE AND GAMING FUNDS

Motor License Fund collections of \$252.8 million in September were \$34.3 million above the official estimate. Fiscal year 2022-23 collections of \$733.4 million were \$9.6 million, or 1.3 percent, above the official estimate.

The State Gaming Fund collected \$90.2 million in September. Fiscal year-to-date collections for the fund total \$283.6 million.

REVENUE RECEIPTS FOR SELECTED SPECIAL FUNDS

\$K

FUND NAME	SEPTEMBER 2022	SEPTEMBER 2021	SEPTEMBER 2020	FISCAL YTD 2022-23	FISCAL YTD 2021-22	FISCAL YTD 2020-21
Lottery ¹	154,051	156,214	159,942	589,362	580,420	427,458
Public Transportation Assistance	12,454	11,509	10,587	71,599	73,220	64,258
Public Transportation Trust	116,667	69,708	77,682	415,979	261,913	239,605
Game Commission	49,664	9,114	1,631	131,255	30,293	48,594
Fish	842	831	955	4,754	4,502	5,584
Racing	1,975	1,920	236	3,670	2,848	4,404
Banking	1,431	1,392	1,256	14,472	14,090	12,849
Fire Insurance	0	0	1	-1,952	-2,040	1
Municipal Pension	926	199	100	-19,293	-16,581	480
Highway/Bridge ²	17,106	18,819	19,307	55,138	58,067	57,416
State Gaming	90,207	86,992	65,302	283,645	279,661	204,553
Economic Development & Tourism	10,477	10,725	8,621	33,550	34,763	26,702

¹ Excludes field paid prizes, commissions, and expenses. ² Restricted receipts account within the Motor License Fund.

REFUNDS OF TAXES

\$K

	SEPTEMBER 2022	SEPTEMBER 2021	SEPTEMBER 2020	FISCAL YTD 2022-23	FISCAL YTD 2021-22	FISCAL YTD 2020-21
GENERAL FUND	82,391	109,426	88,979	330,569	319,557	287,552
Corporation Taxes	18,721	27,392	40,305	165,498	71,393	101,459
Sales and Use Tax	23,902	8,501	15,561	49,975	30,780	39,843
Employer Tax	420	1,656	157	920	2,124	1,205
Personal Income Tax	30,381	68,572	27,066	96,416	203,564	132,253
Miscellaneous	8,967	3,306	5,889	17,760	11,697	12,792
MOTOR LICENSE FUND	1,460	5,955	1,943	6,184	10,403	10,001

Refund numbers reflect amounts recorded by the Department of Revenue in the executive authorizations for refunds.

MONTHLY REVENUE REPORT

Tom Wolf, Governor C. Daniel Hassell, Secretary of Revenue

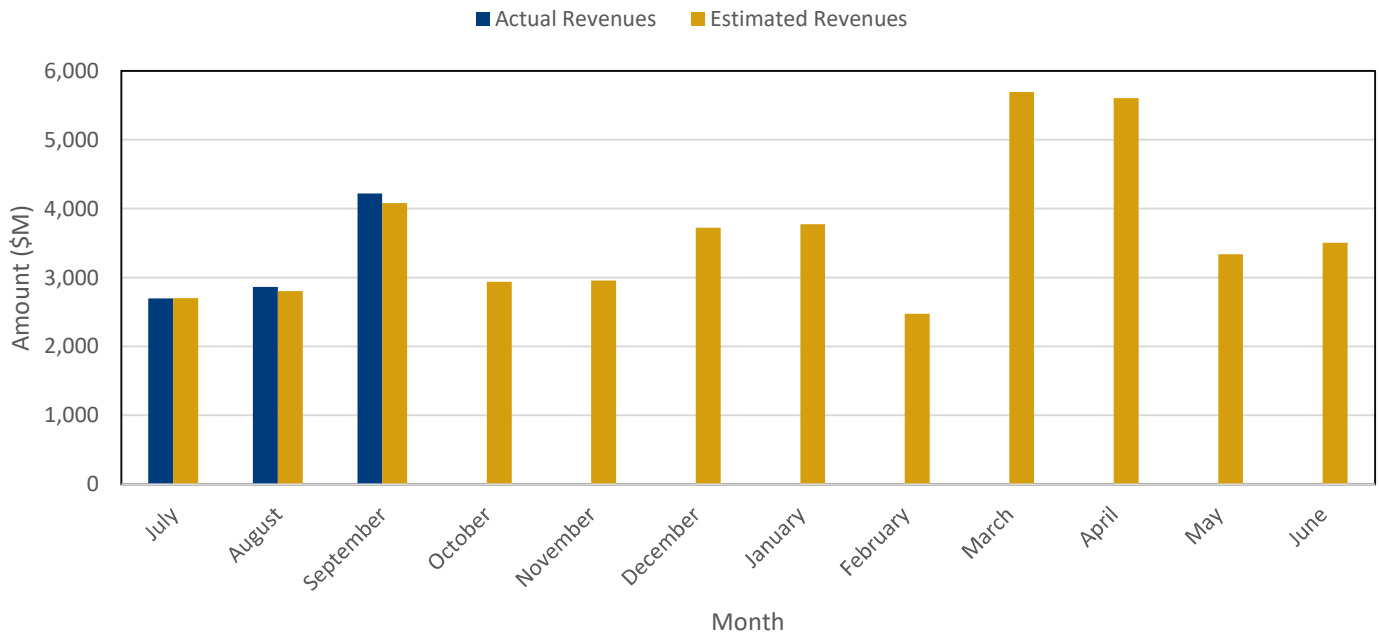


pennsylvania
DEPARTMENT OF REVENUE

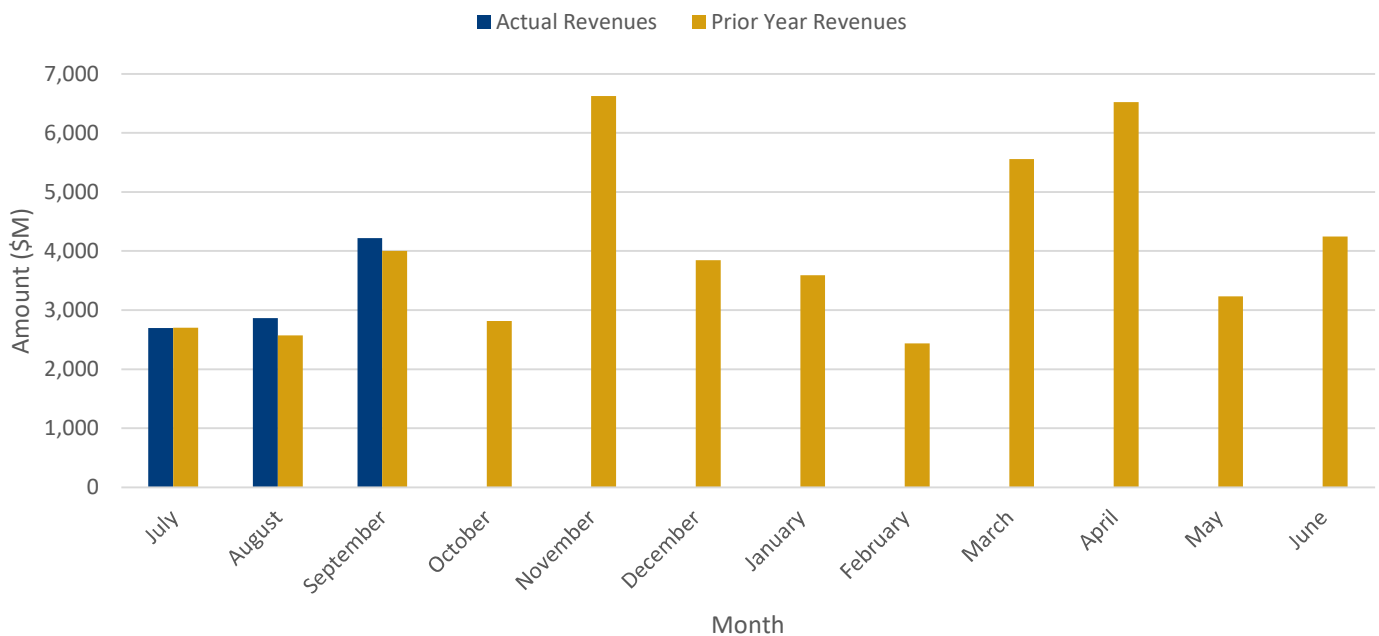
SEPTEMBER 2022

2022-23 GENERAL FUND REVENUES

Actual vs. Estimated Revenue Collections



Actual vs. Prior Year Revenue Collections



MONTHLY REVENUE REPORT

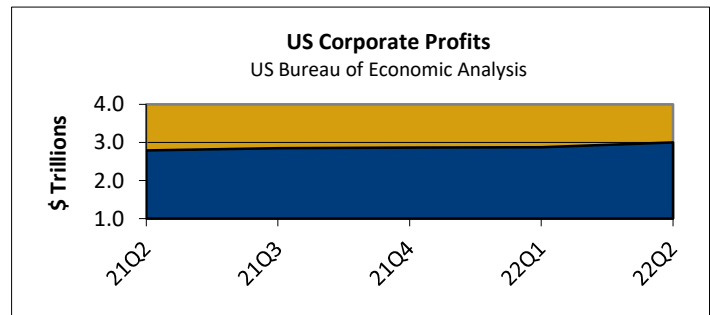
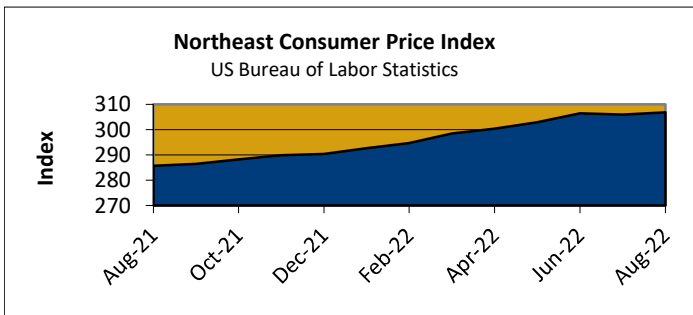
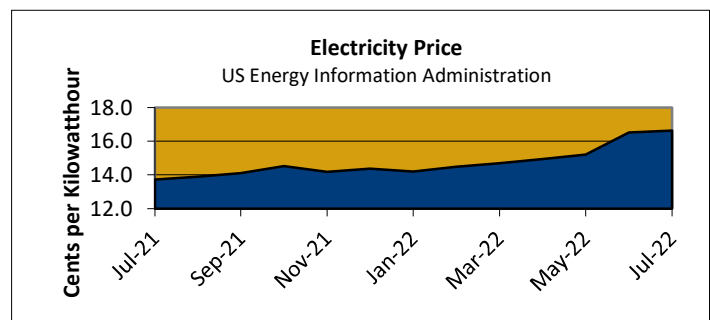
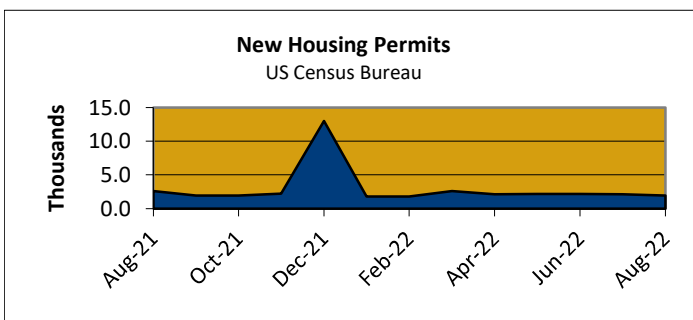
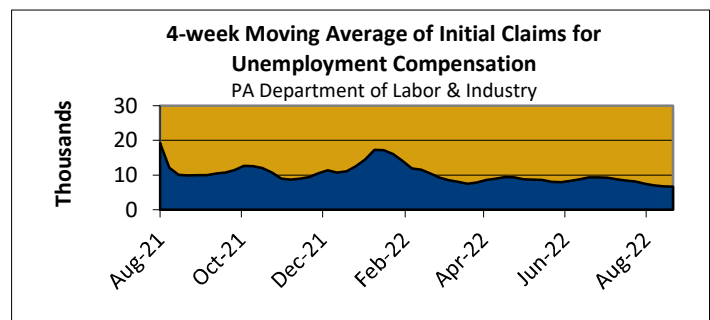
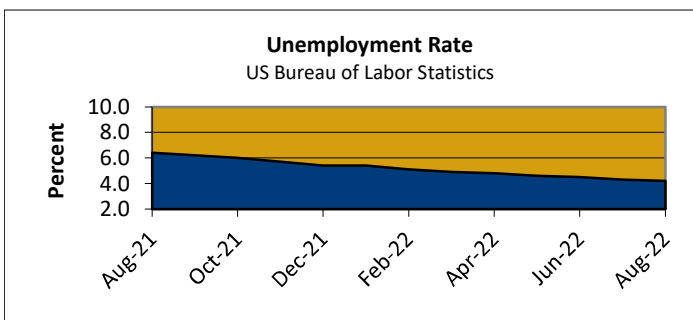
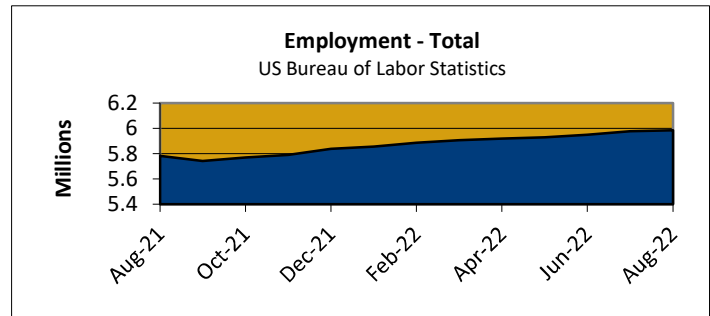
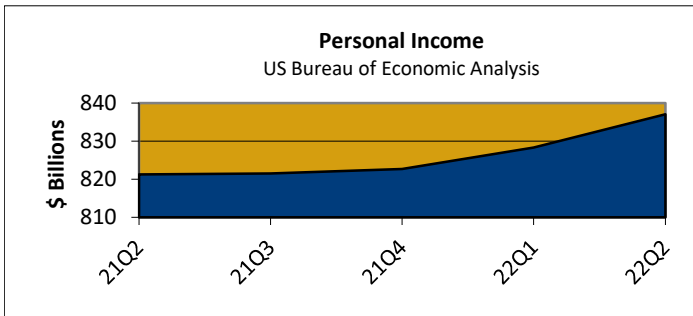
Tom Wolf, Governor C. Daniel Hassell, Secretary of Revenue



pennsylvania
DEPARTMENT OF REVENUE

SEPTEMBER 2022

KEY ECONOMIC INDICATORS



Notes:

Personal Income, Total Employment, Unemployment Rate, and Corporate Profits data are seasonally adjusted.

All data is Pennsylvania specific, except for Consumer Price Index, which is for PA, NJ, NY, CT, RI, MA, VT, NH, and ME, and Corporate Profits, which is for the US.

MONTHLY REVENUE REPORT

Tom Wolf, Governor C. Daniel Hassell, Secretary of Revenue



SEPTEMBER 2022

GENERAL FUND GROWTH

\$K

REVENUE SOURCES	SEPTEMBER 2022	SEPTEMBER 2021	GROWTH	FISCAL YTD 2022-23	FISCAL YTD 2021-22	GROWTH
TOTAL - GENERAL FUND	4,217,885	4,003,105	5.4%	9,779,031	9,277,602	5.4%
TOTAL - TAX REVENUE	4,185,552	3,963,968	5.6%	9,669,188	9,191,764	5.2%
TOTAL - CORPORATION TAXES	1,080,011	898,163	20.2%	1,365,776	1,200,710	13.7%
Accelerated Deposits	197	640	-69.3%	-3,209	-2,566	-25.1%
Corporate Net Income	1,062,663	866,255	22.7%	1,315,178	1,143,640	15.0%
Gross Receipts	3,575	17,148	-79.2%	13,631	21,510	-36.6%
Utility Property	2,703	605	346.7%	2,841	1,476	92.5%
Insurance Premiums	990	90	994.7%	25,518	19,621	30.1%
Bank Shares	4,927	5,588	-11.8%	5,326	6,296	-15.4%
Mutual Thrift	4,956	7,837	-36.8%	6,491	10,734	-39.5%
TOTAL - CONSUMPTION TAXES	1,279,730	1,284,098	-0.3%	3,922,583	3,874,406	1.2%
SALES & USE	1,136,916	1,127,598	0.8%	3,564,516	3,474,767	2.6%
Non-Motor Vehicle	1,020,440	971,933	5.0%	3,200,870	3,006,413	6.5%
Motor Vehicle	116,475	155,665	-25.2%	363,646	468,354	-22.4%
Cigarette	91,672	107,741	-14.9%	208,204	252,082	-17.4%
Other Tobacco Products	13,440	12,363	8.7%	38,209	37,372	2.2%
Malt Beverage	2,244	2,047	9.6%	6,169	6,147	0.4%
Liquor	35,459	34,349	3.2%	105,484	104,039	1.4%
TOTAL - OTHER TAXES	1,825,811	1,781,707	2.5%	4,380,829	4,116,648	6.4%
PERSONAL INCOME	1,601,251	1,535,776	4.3%	3,756,685	3,473,732	8.1%
Withholding	924,736	986,050	-6.2%	2,905,617	2,757,073	5.4%
Quarterly	629,257	512,617	22.8%	734,369	607,445	20.9%
Annual	47,258	37,108	27.4%	116,699	109,214	6.9%
Realty Transfer	62,416	75,556	-17.4%	185,649	181,895	2.1%
Inheritance	128,218	143,384	-10.6%	355,117	370,592	-4.2%
Gaming	35,769	22,536	58.7%	81,937	68,530	19.6%
Minor & Repealed	-1,844	4,455	-141.4%	1,441	21,898	-93.4%
TOTAL - NON-TAX REVENUE	32,333	39,137	-17.4%	109,843	85,838	28.0%
Liquor Store Profits	0	0		0	0	
Licenses & Fees	4,509	20,958	-78.5%	24,955	38,575	-35.3%
Miscellaneous	21,962	11,642	88.6%	66,641	25,723	159.1%
Fines, Penalties, & Interest	5,861	6,537	-10.3%	18,247	21,540	-15.3%

MONTHLY REVENUE REPORT

Tom Wolf, Governor C. Daniel Hassell, Secretary of Revenue



SEPTEMBER 2022

GENERAL FUND COMPARISON OF ACTUAL TO ESTIMATE

\$K

REVENUE SOURCES	SEPTEMBER		DIFFERENCE		FISCAL YTD		DIFFERENCE	
	ACTUAL	ESTIMATED	AMOUNT	PERCENT	ACTUAL	ESTIMATED	AMOUNT	PERCENT
TOTAL - GENERAL FUND	4,217,885	4,082,100	135,785	3.3%	9,779,031	9,582,800	196,231	2.0%
TOTAL - TAX REVENUE	4,185,552	4,059,200	126,352	3.1%	9,669,188	9,500,500	168,688	1.8%
TOTAL - CORPORATION TAXES	1,080,011	877,600	202,411	23.1%	1,365,776	1,168,500	197,276	16.9%
Accelerated Deposits	197	0	197		-3,209	0	-3,209	
Corporate Net Income	1,062,663	857,300	205,363	24.0%	1,315,178	1,115,300	199,878	17.9%
Gross Receipts	3,575	7,300	-3,725	-51.0%	13,631	12,900	731	5.7%
Utility Property	2,703	800	1,903	237.9%	2,841	900	1,941	215.6%
Insurance Premiums	990	1,000	-10	-1.0%	25,518	25,800	-282	-1.1%
Bank Shares	4,927	4,800	127	2.6%	5,326	5,200	126	2.4%
Mutual Thrift	4,956	6,400	-1,444	-22.6%	6,491	8,400	-1,909	-22.7%
TOTAL - CONSUMPTION TAXES	1,279,730	1,289,000	-9,270	-0.7%	3,922,583	3,900,300	22,283	0.6%
SALES & USE	1,136,916	1,139,200	-2,284	-0.2%	3,564,516	3,521,400	43,116	1.2%
Non-Motor Vehicle	1,020,440	1,023,300	-2,860	-0.3%	3,200,870	3,182,700	18,170	0.6%
Motor Vehicle	116,475	115,900	575	0.5%	363,646	338,700	24,946	7.4%
Cigarette	91,672	99,600	-7,928	-8.0%	208,204	228,300	-20,096	-8.8%
Other Tobacco Products	13,440	13,800	-360	-2.6%	38,209	39,700	-1,491	-3.8%
Malt Beverage	2,244	2,000	244	12.2%	6,169	6,100	69	1.1%
Liquor	35,459	34,400	1,059	3.1%	105,484	104,800	684	0.7%
TOTAL - OTHER TAXES	1,825,811	1,892,600	-66,789	-3.5%	4,380,829	4,431,700	-50,871	-1.1%
PERSONAL INCOME	1,601,251	1,663,100	-61,849	-3.7%	3,756,685	3,824,900	-68,215	-1.8%
Withholding	924,736	938,200	-13,464	-1.4%	2,905,617	2,928,000	-22,383	-0.8%
Quarterly	629,257	685,000	-55,743	-8.1%	734,369	784,200	-49,831	-6.4%
Annual	47,258	39,900	7,358	18.4%	116,699	112,700	3,999	3.5%
Realty Transfer	62,416	67,600	-5,184	-7.7%	185,649	172,700	12,949	7.5%
Inheritance	128,218	133,300	-5,082	-3.8%	355,117	363,500	-8,383	-2.3%
Gaming	35,769	28,000	7,769	27.7%	81,937	69,000	12,937	18.7%
Minor & Repealed	-1,844	600	-2,444	-407.3%	1,441	1,600	-159	-9.9%
TOTAL - NON-TAX REVENUE	32,333	22,900	9,433	41.2%	109,843	82,300	27,543	33.5%
Liquor Store Profits	0	0	0		0	0	0	
Licenses & Fees	4,509	7,900	-3,391	-42.9%	24,955	26,800	-1,845	-6.9%
Miscellaneous	21,962	8,400	13,562	161.5%	66,641	36,600	30,041	82.1%
Fines, Penalties, & Interest	5,861	6,600	-739	-11.2%	18,247	18,900	-653	-3.5%

MONTHLY REVENUE REPORT

Tom Wolf, Governor C. Daniel Hassell, Secretary of Revenue



SEPTEMBER 2022

MOTOR LICENSE FUND GROWTH

\$K

REVENUE SOURCES	SEPTEMBER 2022	SEPTEMBER 2021	GROWTH	FISCAL YTD 2022-23	FISCAL YTD 2021-22	GROWTH
TOTAL - MOTOR LICENSE FUND	252,833	236,785	6.8%	733,424	729,768	0.5%
TOTAL - LIQUID FUELS TAXES	152,494	142,275	7.2%	455,298	461,644	-1.4%
Motor Carriers/IFTA	10,742	5,209	106.2%	38,389	30,855	24.4%
Alternative Fuels	1,448	1,232	17.5%	4,261	4,032	5.7%
Oil Company Franchise	73,171	79,218	-7.6%	239,490	249,857	-4.1%
Act 89 OCFT - Fuels	11,329	12,519	-9.5%	35,851	37,661	-4.8%
Act 89 OCFT - Liquid	55,804	44,097	26.5%	137,305	139,237	-1.4%
Minor & Repealed	1	1	0.0%	2	2	-3.8%
TOTAL - LICENSES AND FEES	95,430	87,443	9.1%	268,734	265,385	1.3%
Special Hauling Permits	2,871	3,081	-6.8%	9,031	9,194	-1.8%
Registrations Other States-IRP	20,925	17,049	22.7%	48,263	32,740	47.4%
Operators Licenses	8,690	7,681	13.1%	12,925	27,552	-53.1%
Real ID	2,058	1,533	34.3%	4,329	9,360	-53.8%
Vehicle Registrations & Titling	60,899	83,406	-27.0%	190,494	191,886	-0.7%
Miscellaneous Collections	-13	-25,306	99.9%	3,692	-5,348	169.0%
TOTAL - OTHER MOTOR RECEIPTS	4,909	7,066	-30.5%	9,391	2,739	242.9%
Fines, Penalties, & Interest	951	6,483	-85.3%	-20	719	-102.8%
Miscellaneous - Treasury	3,789	302	1156.7%	8,757	1,265	592.1%
Other Miscellaneous	169	282	-40.2%	655	754	-13.2%

MOTOR LICENSE FUND COMPARISON OF ACTUAL TO ESTIMATE

\$K

REVENUE SOURCES	SEPTEMBER		DIFFERENCE		FISCAL YTD		DIFFERENCE	
	ACTUAL	ESTIMATED	AMOUNT	PERCENT	ACTUAL	ESTIMATED	AMOUNT	PERCENT
TOTAL - MOTOR LICENSE FUND	252,833	218,490	34,343	15.7%	733,424	723,780	9,644	1.3%
TOTAL - LIQUID FUELS TAXES	152,494	143,700	8,794	6.1%	455,298	460,600	-5,302	-1.2%
Motor Carriers/IFTA	10,742	6,200	4,542	73.3%	38,389	38,500	-111	-0.3%
Alternative Fuels	1,448	1,300	148	11.4%	4,261	4,000	261	6.5%
Oil Company Franchise	73,171	79,400	-6,229	-7.8%	239,490	249,700	-10,210	-4.1%
Act 89 OCFT - Fuels	11,329	12,300	-971	-7.9%	35,851	36,800	-949	-2.6%
Act 89 OCFT - Liquid	55,804	44,500	11,304	25.4%	137,305	131,600	5,705	4.3%
Minor & Repealed	1	0	1		2	0	2	
TOTAL - LICENSES AND FEES	95,430	74,200	21,230	28.6%	268,734	260,200	8,534	3.3%
TOTAL - OTHER MOTOR RECEIPTS	4,909	590	4,319	732.1%	9,391	2,980	6,411	215.1%