

# MONTHLY REVENUE REPORT

Josh Shapiro, Governor

Patrick M. Browne, Acting Secretary of Revenue



**pennsylvania**  
DEPARTMENT OF REVENUE

MAY 2023

## GENERAL FUND

**General Fund Collections of \$3.3 billion for the month of May were \$46.1 million, or 1.4 percent, below the official estimate. Fiscal year 2022-23 collections of \$41.2 billion were \$1.2 billion, or 2.9 percent, above estimate.**

- Total Corporation Tax collections of \$445.4 million for the month of May were \$28.5 million below the official estimate. Year-to-date collections are \$1.1 billion, or 16.9 percent, above estimate.
- Sales and Use Tax (SUT) collections of \$1.1 billion were \$49.2 million below estimate. Year-to-date collections are \$178.5 million, or 1.4 percent, above estimate.
- Total Personal Income Tax (PIT) collections of \$1.3 billion for the month of May were \$8.6 million above estimate. Year-to-date collections are \$397.8 million, or 2.4 percent, below the official estimate.
- Realty Transfer Tax (RTT) revenues of \$50.3 million were \$13.9 million below estimate. Year-to-date collections are \$109.3 million, or 15.9 percent, below estimate.
- Inheritance Tax revenues of \$131.4 million were \$14.1 million above estimate. Year-to-date collections are \$50.5 million, or 3.8 percent, above estimate.
- Other tax revenue including Cigarette, Malt Beverage, Liquor, Gaming, and other miscellaneous tax collections totaled \$167.3 million for the month of May.
- Non-tax revenue collections for the month of May were \$44.6 million above estimate. Year-to-date collections are \$331.5 million, or 45.0 percent, above the official estimate.

## IN THIS ISSUE

• General Fund	<i>Page 1</i>	• Revenue Receipts for Selected Special Funds	<i>Page 9</i>
• 2022-23 General Fund Revenues	<i>Page 2</i>	• Refunds of Taxes	<i>Page 9</i>
• General Fund Detail	<i>Page 3</i>	• General Fund Growth	<i>Page 10</i>
• Corporation Tax Detail	<i>Page 4</i>	• General Fund Comparison of Actual to Estimate May 2023	<i>Page 11</i>
• Consumption Tax Detail	<i>Page 5</i>	• Motor License Fund Growth	<i>Page 12</i>
• Other Tax Detail	<i>Page 6</i>	• Motor License Fund Comparison of Actual to Estimate May 2023	<i>Page 12</i>
• Non-Tax Collections Detail	<i>Page 7</i>		
• Motor License Fund Detail	<i>Page 8</i>		

Direct inquiries to the Pennsylvania Department of Revenue Bureau of Research  
1147 Strawberry Square | Harrisburg, PA 17128-1100 | 717.787.6300 | [www.revenue.pa.gov](http://www.revenue.pa.gov)

# MONTHLY REVENUE REPORT

Josh Shapiro, Governor

Patrick M. Browne, Acting Secretary of Revenue



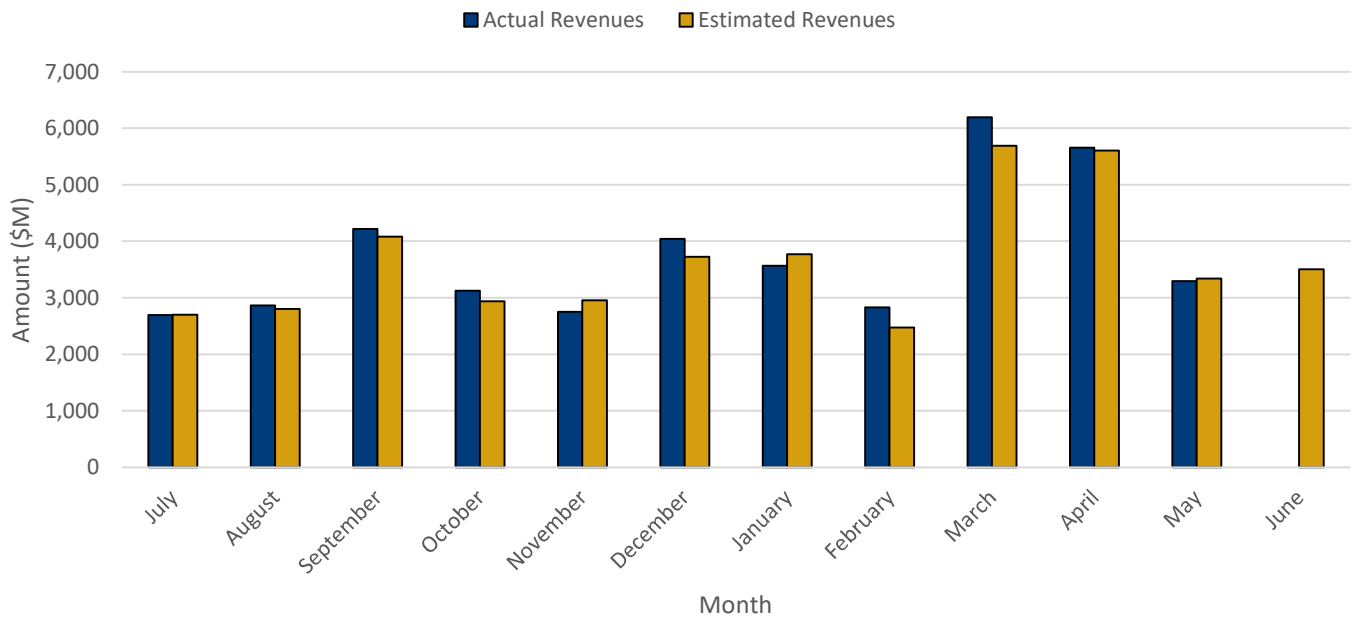
**pennsylvania**

DEPARTMENT OF REVENUE

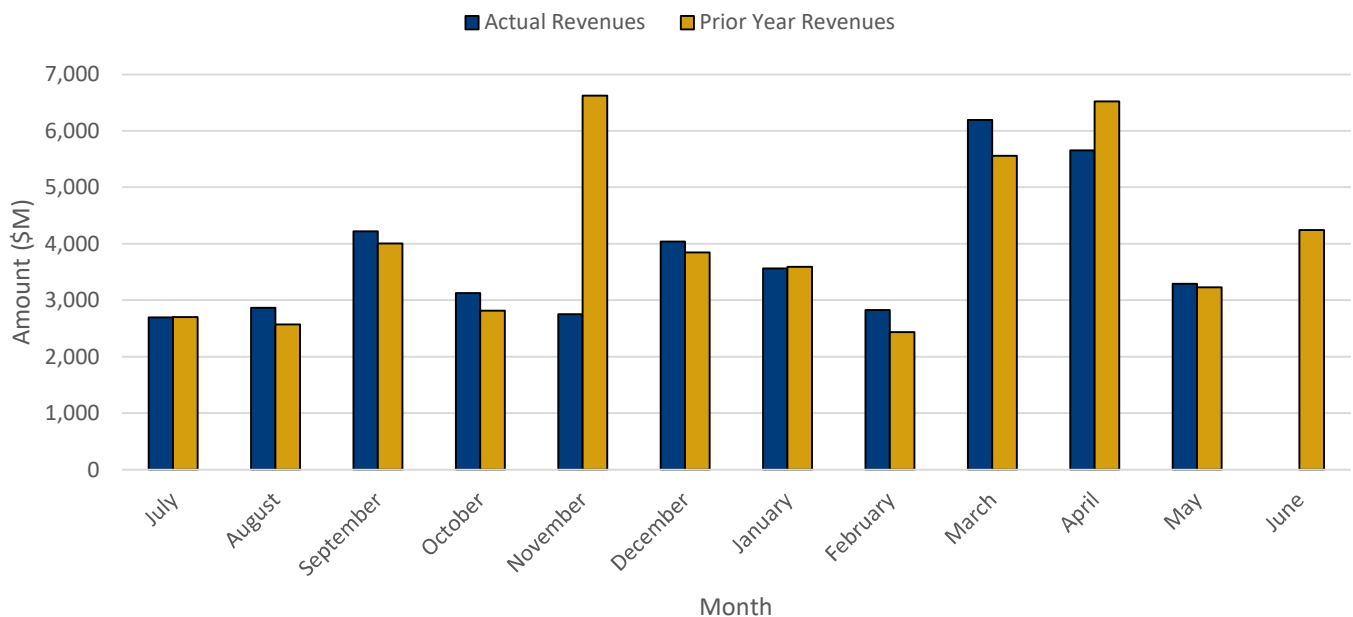
MAY 2023

## 2022-23 GENERAL FUND REVENUES

### Actual vs. Estimated Revenue Collections



### Actual vs. Prior Year Revenue Collections



# MONTHLY REVENUE REPORT

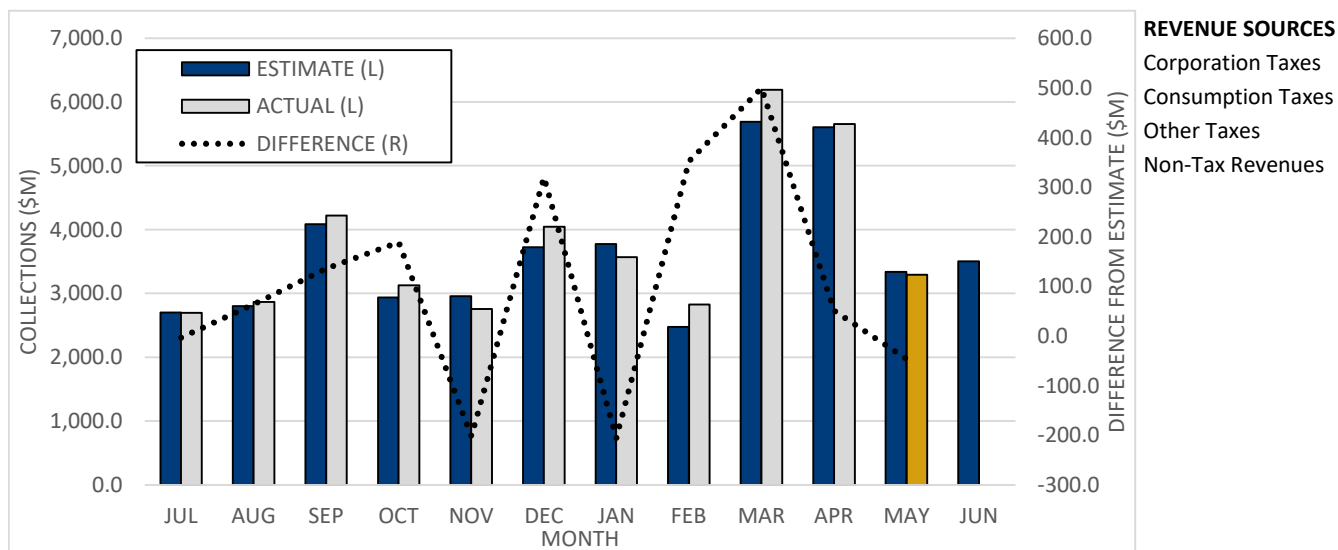
Josh Shapiro, Governor  
Patrick M. Browne, Acting Secretary of Revenue



**pennsylvania**  
DEPARTMENT OF REVENUE

MAY 2023

## GENERAL FUND TOTAL



### MAY

In May, the General Fund missed estimate by \$46M (1.4%):

	DIFFERENCE FROM ESTIMATE
Corporation Taxes	-29
Consumption Taxes	-49
Other Taxes	-13
Non-Tax Revenues	45
	<b>-46</b>

Please see the following pages for more discussion of these differences.

### FISCAL YEAR TO DATE

Through May, the General Fund is \$1,154M over estimate (2.9%):

	DIFFERENCE FROM ESTIMATE
Corporation Taxes	1,110
Consumption Taxes	116
Other Taxes	-403
Non-Tax Revenues	331
	<b>1,154</b>

Please see the following pages for more discussion of these differences.

# MONTHLY REVENUE REPORT

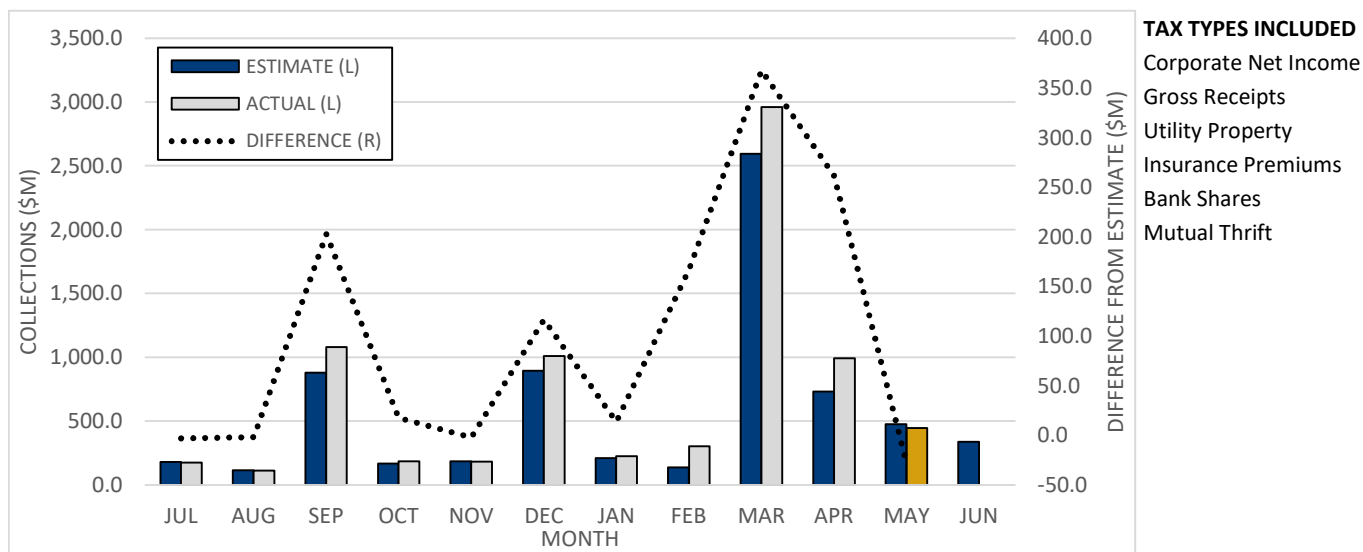
Josh Shapiro, Governor  
Patrick M. Browne, Acting Secretary of Revenue



**pennsylvania**  
DEPARTMENT OF REVENUE

MAY 2023

## CORPORATION TAXES



### MAY

- Corporation taxes missed estimate by \$29M this month. This shortfall can be attributed to two tax types - Corporate Net Income Tax (CNIT) and Public Utility Realty Tax (PURTA).
- CNIT missed estimate by \$19M (year over year growth of -11%) as taxpayers made more of their calendar year 2022 regular payments in March and April instead of May, when they are due.
- PURTA came in \$12M under estimate in May. The PURTA due date is May 1st, which leads some taxpayers to make early payments at the end of April instead of May. PURTA was \$16M over estimate in April, which more than balances out the May shortfall.

### FISCAL YEAR TO DATE

- Through May, Corporation Taxes have exceeded estimate by \$1,110M (17%).
- While May collections were slightly below estimate, the other important due date months in the fiscal year have all been significantly over estimate.

# MONTHLY REVENUE REPORT

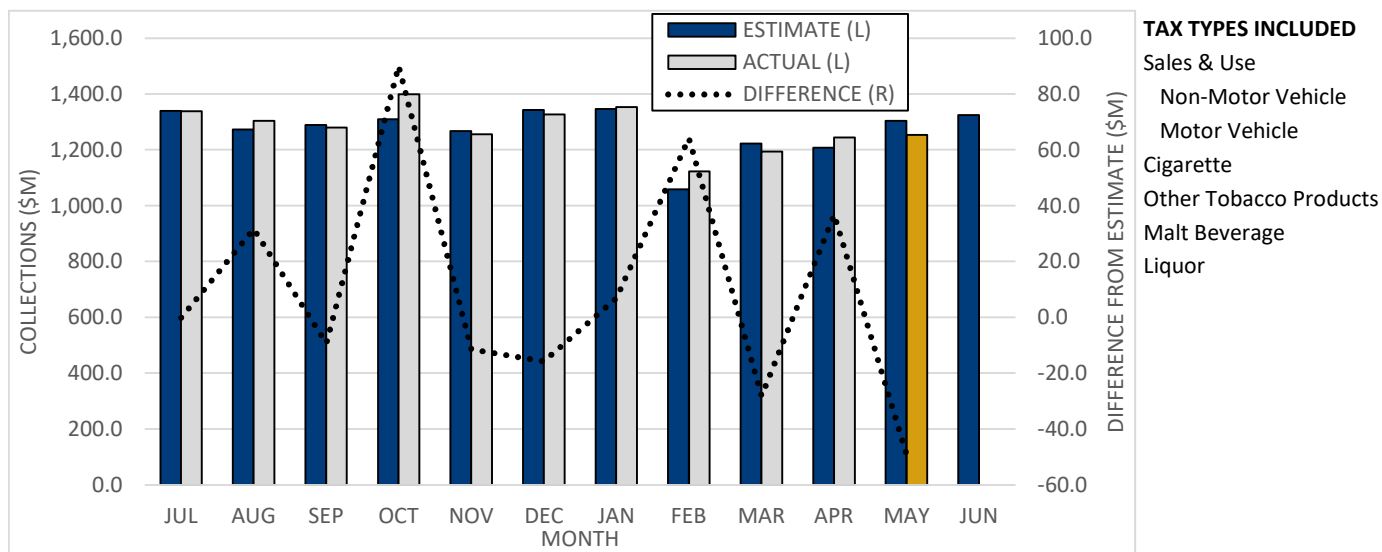
Josh Shapiro, Governor  
Patrick M. Browne, Acting Secretary of Revenue



**pennsylvania**  
DEPARTMENT OF REVENUE

MAY 2023

## CONSUMPTION TAXES



### TAX TYPES INCLUDED

- Sales & Use
- Non-Motor Vehicle
- Motor Vehicle
- Cigarette
- Other Tobacco Products
- Malt Beverage
- Liquor

### MAY

- Consumption taxes missed estimate by \$49M this month.
- This shortfall can be attributed to Non-Motor Vehicle Sales & Use Tax (NMV), which missed estimate by \$59M (year over year growth of -4%). May collections imply that April 2023 liability growth was weaker than it has been over the course of the fiscal year. Also contributing to the shortfall were several unusual adjustments out of NMV to reconcile local sales and use tax collections.

### FISCAL YEAR TO DATE

- Through May, Consumption Taxes have exceeded estimate by \$116M (0.8%).
- Fiscal year to date, NMV is over estimate by \$139M, which is within the goal of being within 2% of the Official estimate.

# MONTHLY REVENUE REPORT

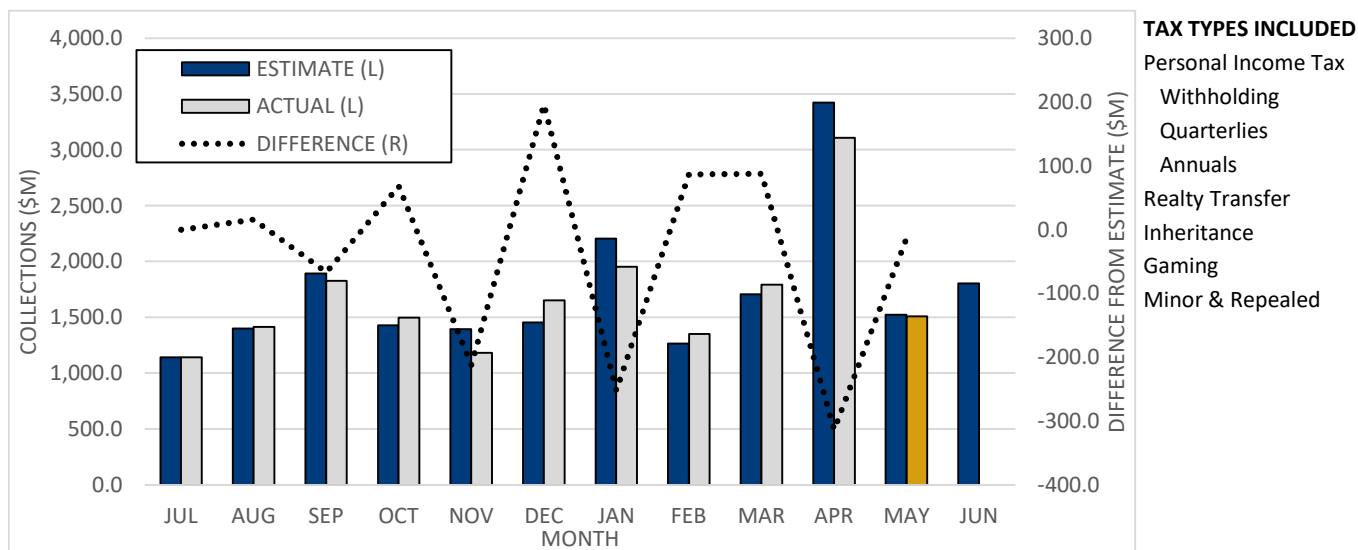
Josh Shapiro, Governor  
Patrick M. Browne, Acting Secretary of Revenue



**pennsylvania**  
DEPARTMENT OF REVENUE

MAY 2023

## OTHER TAXES



### MAY

- In May, Other Taxes missed estimate by \$13M.
- Part of the shortfall is being caused by Realty Transfer Tax (RTT), which missed estimate by \$14M (year over year growth of -27%) and has been weak all fiscal year.
- Additionally, Minor and Repealed (M&R) was \$22M under estimate due to the annual excess Neighborhood Improvement Zone (NIZ) revenue being returned to the General Fund in April instead of May.
- Partially offsetting the shortfalls, Personal Income Tax Annual (PITA) payments exceeded estimate by \$28M (year over year growth of 9%). The estimate for the month called for PITA to contract by 15%, which was more in line with the expected April growth rate of -39%. Instead, late PITA payments grew versus the prior year.

### FISCAL YEAR TO DATE

- Through May, Other Taxes are \$403M below estimate (-2%).
- Personal Income Tax Quarterlylies (PITQ) are \$480M under estimate through May. This shortfall was not significantly affected by May revenues, so the explanations from prior months hold.
- Small overages in Personal Income Tax Withholding, PITA, Inheritance Tax, and M&R help to partially offset the PITQ shortfall.

# MONTHLY REVENUE REPORT

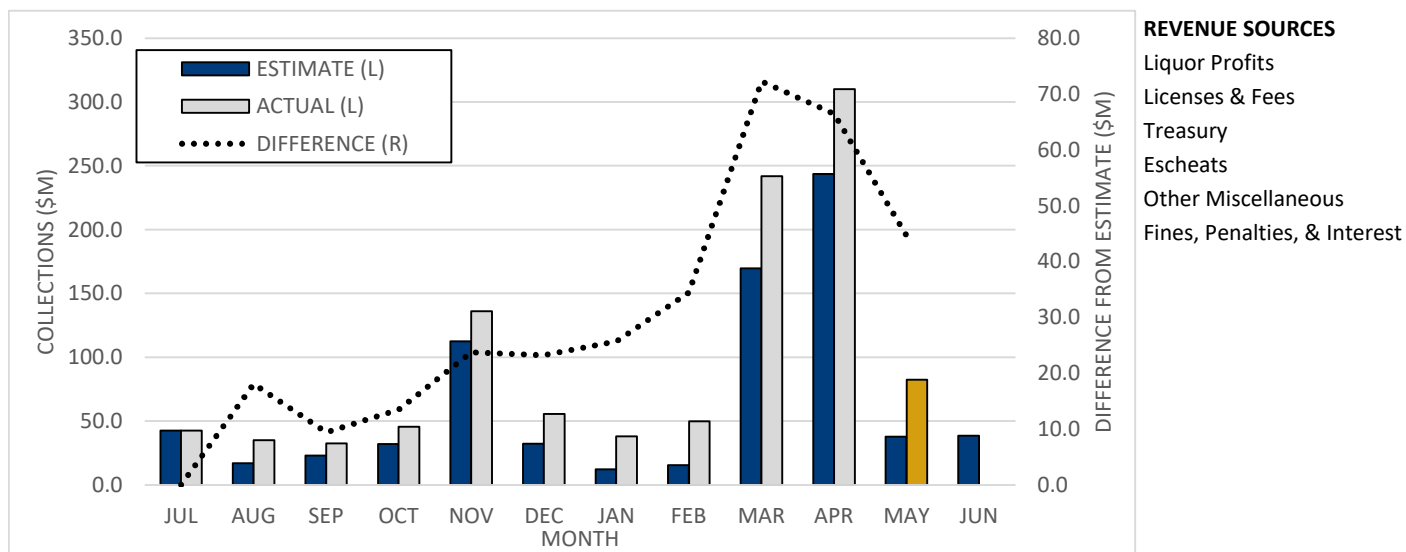
Josh Shapiro, Governor  
Patrick M. Browne, Acting Secretary of Revenue



**pennsylvania**  
DEPARTMENT OF REVENUE

MAY 2023

## NON-TAX



### REVENUE SOURCES

- Liquor Profits
- Licenses & Fees
- Treasury
- Escheats
- Other Miscellaneous
- Fines, Penalties, & Interest

### MAY

- In May, Non-Tax revenues exceeded estimate by \$45M.
- Treasury was \$56M over estimate, as strong cash balances and high interest rates continue to drive investment returns.

### FISCAL YEAR TO DATE

- Fiscal year to date, Non-Tax revenues have exceeded estimate by \$331M.
- Treasury collections are \$367M over estimate through May for the reasons cited above.

# MONTHLY REVENUE REPORT

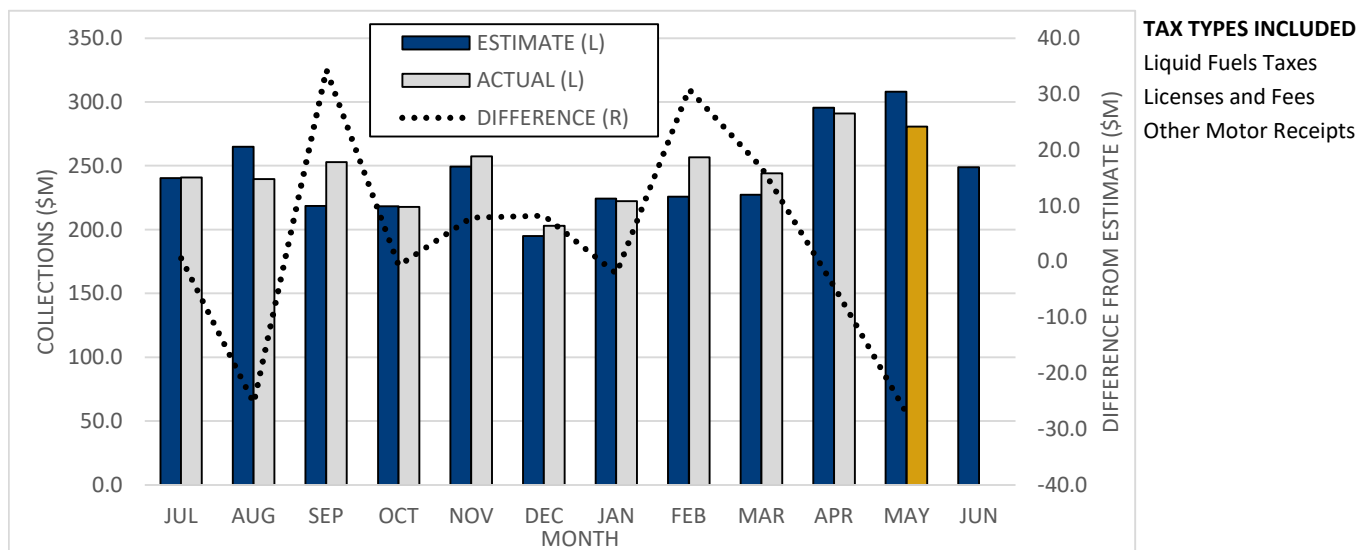
Josh Shapiro, Governor  
Patrick M. Browne, Acting Secretary of Revenue



**pennsylvania**  
DEPARTMENT OF REVENUE

MAY 2023

## MOTOR LICENSE FUND TOTAL



### MAY

- The Motor License Fund missed estimate by \$27M this month.
- The main reasons for the shortfall are Oil Company Franchise Tax (OCFT) and Vehicle Registration and Titling (VRT). OCFT overall came in \$22M, or 14%, under estimate within Liquid Fuels Taxes. In Licenses and Fees, VRT generated \$17M, or 17%, less than anticipated.
- Within Other Motor Receipts, Treasury deposits continued to come in much stronger than estimate (\$5M, or 1,334%).

### FISCAL YEAR TO DATE

- Through May, the Motor License Fund exceeded estimate by \$39M, or 1.5%.
- While OCFT (\$60M, 4%) has been under estimate, Licenses and Fees (\$30M, 3%) and Treasury deposits (\$48M, over 1,000%) have more than made up for the shortfall in motor fuels collections.



# MONTHLY REVENUE REPORT

Josh Shapiro, Governor

Patrick M. Browne, Acting Secretary of Revenue



**pennsylvania**  
DEPARTMENT OF REVENUE

**MAY 2023**

## REVENUE RECEIPTS FOR SELECTED SPECIAL FUNDS

§K

FUND NAME	MAY 2023	MAY 2022	MAY 2021	FISCAL YTD 2022-23	FISCAL YTD 2021-22	FISCAL YTD 2020-21
Lottery <sup>1</sup>	176,367	162,781	180,992	1,973,732	1,827,437	1,804,790
Public Transportation Assistance	13,106	12,747	13,156	269,917	270,770	256,880
Public Transportation Trust	247,924	85,130	83,084	1,532,860	975,818	939,228
Game Commission	13,571	21,950	8,261	371,933	211,708	107,028
Fish	3,312	4,047	5,150	29,835	26,979	27,510
Racing	1,659	1,552	1,540	16,641	15,655	17,736
Banking	765	557	535	36,976	36,157	32,747
Fire Insurance	0	444	2	-1,953	65,580	72,675
Municipal Pension	66	316	866	-18,618	339,271	304,774
Highway/Bridge <sup>2</sup>	22,265	20,369	22,241	207,165	209,750	205,800
State Gaming	118,515	104,488	79,464	1,100,255	1,009,814	741,829
Economic Development & Tourism	13,086	12,258	9,853	123,930	121,614	91,410

<sup>1</sup> Excludes field paid prizes, commissions, and expenses. <sup>2</sup> Restricted receipts account within the Motor License Fund.

## REFUNDS OF TAXES

§K

	MAY 2023	MAY 2022	MAY 2021	FISCAL YTD 2022-23	FISCAL YTD 2021-22	FISCAL YTD 2020-21
<b>GENERAL FUND</b>	<b>129,440</b>	<b>112,717</b>	<b>81,641</b>	<b>1,287,179</b>	<b>1,279,497</b>	<b>1,061,792</b>
Corporation Taxes	39,725	46,336	7,557	466,956	374,451	389,992
Sales and Use Tax	14,071	11,404	9,172	125,413	121,282	128,187
Employer Tax	-2	36	700	2,902	5,498	4,793
Personal Income Tax	70,473	49,138	61,450	634,356	731,056	493,053
Miscellaneous	5,172	5,803	2,763	57,553	47,209	45,766
<b>MOTOR LICENSE FUND</b>	<b>2,357</b>	<b>2,227</b>	<b>2,318</b>	<b>23,046</b>	<b>30,589</b>	<b>29,625</b>

Refund numbers reflect amounts recorded by the Department of Revenue in the executive authorizations for refunds.

# MONTHLY REVENUE REPORT

Josh Shapiro, Governor

Patrick M. Browne, Acting Secretary of Revenue



**pennsylvania**  
DEPARTMENT OF REVENUE

**MAY 2023**

## GENERAL FUND GROWTH

\$K

REVENUE SOURCES	MAY 2023	MAY 2022	GROWTH	FISCAL YTD 2022-23	FISCAL YTD 2021-22	GROWTH
<b>TOTAL - GENERAL FUND</b>	<b>3,292,192</b>	<b>3,231,077</b>	<b>1.9%</b>	<b>41,231,034</b>	<b>43,889,698</b>	<b>-6.1%</b>
<b>TOTAL - TAX REVENUE</b>	<b>3,209,763</b>	<b>3,201,382</b>	<b>0.3%</b>	<b>40,162,370</b>	<b>39,282,084</b>	<b>2.2%</b>
<b>TOTAL - CORPORATION TAXES</b>	<b>445,354</b>	<b>510,856</b>	<b>-12.8%</b>	<b>7,664,409</b>	<b>6,344,973</b>	<b>20.8%</b>
Accelerated Deposits	0	346	-99.9%	-3,430	-2,348	-46.0%
Corporate Net Income	424,376	476,568	-11.0%	5,125,285	4,353,103	17.7%
Gross Receipts	-3,186	-480	-563.6%	1,177,433	1,019,509	15.5%
Utility Property	18,041	30,882	-41.6%	45,549	39,498	15.3%
Insurance Premiums	2,838	672	322.4%	960,258	491,550	95.4%
Bank Shares	516	219	135.7%	329,144	413,898	-20.5%
Mutual Thrift	2,769	2,650	4.5%	30,170	29,763	1.4%
<b>TOTAL - CONSUMPTION TAXES</b>	<b>1,254,190</b>	<b>1,340,738</b>	<b>-6.5%</b>	<b>14,071,610</b>	<b>14,030,637</b>	<b>0.3%</b>
<b>SALES &amp; USE</b>	<b>1,116,239</b>	<b>1,202,701</b>	<b>-7.2%</b>	<b>12,812,687</b>	<b>12,696,761</b>	<b>0.9%</b>
Non-Motor Vehicle	985,142	1,029,724	-4.3%	11,551,555	11,015,021	4.9%
Motor Vehicle	131,098	172,977	-24.2%	1,261,132	1,681,740	-25.0%
Cigarette	85,362	87,931	-2.9%	687,381	780,426	-11.9%
Other Tobacco Products	12,127	12,161	-0.3%	139,218	136,625	1.9%
Malt Beverage	1,789	2,008	-10.9%	20,122	20,373	-1.2%
Liquor	38,671	35,937	7.6%	412,202	396,451	4.0%
<b>TOTAL - OTHER TAXES</b>	<b>1,510,220</b>	<b>1,349,788</b>	<b>11.9%</b>	<b>18,426,351</b>	<b>18,906,475</b>	<b>-2.5%</b>
<b>PERSONAL INCOME</b>	<b>1,299,081</b>	<b>1,109,998</b>	<b>17.0%</b>	<b>16,187,920</b>	<b>16,484,612</b>	<b>-1.8%</b>
Withholding	1,143,339	950,889	20.2%	11,659,593	10,950,076	6.5%
Quarterly	31,368	45,416	-30.9%	2,284,007	2,258,207	1.1%
Annual	124,374	113,693	9.4%	2,244,320	3,276,329	-31.5%
Realty Transfer	50,336	69,281	-27.3%	579,226	771,117	-24.9%
Inheritance	131,427	132,288	-0.7%	1,395,650	1,428,780	-2.3%
Gaming	28,934	27,582	4.9%	336,583	288,242	16.8%
Minor & Repealed	441	10,639	-95.9%	-73,028	-66,277	-10.2%
<b>TOTAL - NON-TAX REVENUE</b>	<b>82,429</b>	<b>29,695</b>	<b>177.6%</b>	<b>1,068,664</b>	<b>4,607,614</b>	<b>-76.8%</b>
Liquor Store Profits	0	0		185,100	185,100	0.0%
Licenses & Fees	10,802	4,274	152.7%	151,010	162,020	-6.8%
Miscellaneous	64,778	19,025	240.5%	667,544	4,193,393	-84.1%
Fines, Penalties, & Interest	6,849	6,396	7.1%	65,010	67,101	-3.1%

# MONTHLY REVENUE REPORT

Josh Shapiro, Governor

Patrick M. Browne, Acting Secretary of Revenue



**pennsylvania**  
DEPARTMENT OF REVENUE

MAY 2023

## GENERAL FUND COMPARISON OF ACTUAL TO ESTIMATE

\$K

REVENUE SOURCES	MAY		DIFFERENCE		FISCAL YTD		DIFFERENCE	
	ACTUAL	ESTIMATED	AMOUNT	PERCENT	ACTUAL	ESTIMATED	AMOUNT	PERCENT
<b>TOTAL - GENERAL FUND</b>	<b>3,292,192</b>	<b>3,338,300</b>	<b>-46,108</b>	<b>-1.4%</b>	<b>41,231,034</b>	<b>40,077,300</b>	<b>1,153,734</b>	<b>2.9%</b>
<b>TOTAL - TAX REVENUE</b>	<b>3,209,763</b>	<b>3,300,500</b>	<b>-90,737</b>	<b>-2.7%</b>	<b>40,162,370</b>	<b>39,340,100</b>	<b>822,270</b>	<b>2.1%</b>
<b>TOTAL - CORPORATION TAXES</b>	<b>445,354</b>	<b>473,900</b>	<b>-28,546</b>	<b>-6.0%</b>	<b>7,664,409</b>	<b>6,554,800</b>	<b>1,109,609</b>	<b>16.9%</b>
Accelerated Deposits	0	0	0		-3,430	0	-3,430	
Corporate Net Income	424,376	443,500	-19,124	-4.3%	5,125,285	4,133,300	991,985	24.0%
Gross Receipts	-3,186	-5,200	2,014	38.7%	1,177,433	1,010,900	166,533	16.5%
Utility Property	18,041	30,500	-12,459	-40.8%	45,549	39,800	5,749	14.4%
Insurance Premiums	2,838	1,400	1,438	102.7%	960,258	935,200	25,058	2.7%
Bank Shares	516	3,700	-3,184	-86.1%	329,144	410,400	-81,256	-19.8%
Mutual Thrift	2,769	0	2,769		30,170	25,200	4,970	19.7%
<b>TOTAL - CONSUMPTION TAXES</b>	<b>1,254,190</b>	<b>1,303,400</b>	<b>-49,210</b>	<b>-3.8%</b>	<b>14,071,610</b>	<b>13,955,800</b>	<b>115,810</b>	<b>0.8%</b>
<b>SALES &amp; USE</b>	<b>1,116,239</b>	<b>1,165,400</b>	<b>-49,161</b>	<b>-4.2%</b>	<b>12,812,687</b>	<b>12,634,200</b>	<b>178,487</b>	<b>1.4%</b>
Non-Motor Vehicle	985,142	1,044,500	-59,358	-5.7%	11,551,555	11,412,500	139,055	1.2%
Motor Vehicle	131,098	120,900	10,198	8.4%	1,261,132	1,221,700	39,432	3.2%
Cigarette	85,362	85,400	-38	0.0%	687,381	749,900	-62,519	-8.3%
Other Tobacco Products	12,127	13,600	-1,473	-10.8%	139,218	148,700	-9,482	-6.4%
Malt Beverage	1,789	1,900	-111	-5.8%	20,122	19,600	522	2.7%
Liquor	38,671	37,100	1,571	4.2%	412,202	403,400	8,802	2.2%
<b>TOTAL - OTHER TAXES</b>	<b>1,510,220</b>	<b>1,523,200</b>	<b>-12,980</b>	<b>-0.9%</b>	<b>18,426,351</b>	<b>18,829,500</b>	<b>-403,149</b>	<b>-2.1%</b>
<b>PERSONAL INCOME</b>	<b>1,299,081</b>	<b>1,290,500</b>	<b>8,581</b>	<b>0.7%</b>	<b>16,187,920</b>	<b>16,585,700</b>	<b>-397,780</b>	<b>-2.4%</b>
Withholding	1,143,339	1,144,600	-1,261	-0.1%	11,659,593	11,622,400	37,193	0.3%
Quarterly	31,368	49,100	-17,732	-36.1%	2,284,007	2,763,600	-479,593	-17.4%
Annual	124,374	96,800	27,574	28.5%	2,244,320	2,199,700	44,620	2.0%
Realty Transfer	50,336	64,200	-13,864	-21.6%	579,226	688,500	-109,274	-15.9%
Inheritance	131,427	117,300	14,127	12.0%	1,395,650	1,345,100	50,550	3.8%
Gaming	28,934	28,500	434	1.5%	336,583	291,900	44,683	15.3%
Minor & Repealed	441	22,700	-22,259	-98.1%	-73,028	-81,700	8,672	10.6%
<b>TOTAL - NON-TAX REVENUE</b>	<b>82,429</b>	<b>37,800</b>	<b>44,629</b>	<b>118.1%</b>	<b>1,068,664</b>	<b>737,200</b>	<b>331,464</b>	<b>45.0%</b>
Liquor Store Profits	0	0	0		185,100	185,100	0	0.0%
Licenses & Fees	10,802	8,900	1,902	21.4%	151,010	139,200	11,810	8.5%
Miscellaneous	64,778	22,200	42,578	191.8%	667,544	346,000	321,544	92.9%
Fines, Penalties, & Interest	6,849	6,700	149	2.2%	65,010	66,900	-1,890	-2.8%

# MONTHLY REVENUE REPORT

Josh Shapiro, Governor

Patrick M. Browne, Acting Secretary of Revenue



**pennsylvania**  
DEPARTMENT OF REVENUE

**MAY 2023**

## MOTOR LICENSE FUND GROWTH

\$K

REVENUE SOURCES	MAY 2023	MAY 2022	GROWTH	FISCAL YTD 2022-23	FISCAL YTD 2021-22	GROWTH
<b>TOTAL - MOTOR LICENSE FUND</b>	<b>280,793</b>	<b>301,075</b>	<b>-6.7%</b>	<b>2,706,193</b>	<b>2,630,164</b>	<b>2.9%</b>
<b>TOTAL - LIQUID FUELS TAXES</b>	<b>168,912</b>	<b>166,935</b>	<b>1.2%</b>	<b>1,626,108</b>	<b>1,610,106</b>	<b>1.0%</b>
Motor Carriers/IFTA	31,621	27,329	15.7%	152,154	129,797	17.2%
Alternative Fuels	1,657	1,288	28.6%	16,527	14,124	17.0%
Oil Company Franchise	85,167	74,073	15.0%	869,842	875,148	-0.6%
Act 89 OCFT - Fuels	12,812	11,652	10.0%	132,651	134,179	-1.1%
Act 89 OCFT - Liquid	37,654	52,592	-28.4%	454,899	456,852	-0.4%
Minor & Repealed	0	0	0.0%	34	6	478.5%
<b>TOTAL - LICENSES AND FEES</b>	<b>109,350</b>	<b>135,173</b>	<b>-19.1%</b>	<b>1,025,908</b>	<b>1,012,406</b>	<b>1.3%</b>
Special Hauling Permits	3,053	3,011	1.4%	31,480	30,117	4.5%
Registrations Other States-IRP	9,687	13,953	-30.6%	179,232	156,056	14.9%
Operators Licenses	3,942	6,394	-38.3%	56,288	78,601	-28.4%
Real ID	779	801	-2.8%	11,971	17,359	-31.0%
Vehicle Registrations & Titling	81,963	100,537	-18.5%	724,161	718,710	0.8%
Miscellaneous Collections	9,925	10,478	-5.3%	22,777	11,563	97.0%
<b>TOTAL - OTHER MOTOR RECEIPTS</b>	<b>2,531</b>	<b>-1,032</b>	<b>345.2%</b>	<b>54,177</b>	<b>7,652</b>	<b>608.0%</b>
Fines, Penalties, & Interest	-3,580	-1,938	-84.8%	-771	632	-222.0%
Miscellaneous - Treasury	5,736	642	793.4%	52,889	4,837	993.4%
Other Miscellaneous	375	263	42.6%	2,059	2,183	-5.7%

## MOTOR LICENSE FUND COMPARISON OF ACTUAL TO ESTIMATE

\$K

	MAY		DIFFERENCE		FISCAL YTD		DIFFERENCE	
	ACTUAL	ESTIMATED	AMOUNT	PERCENT	ACTUAL	ESTIMATED	AMOUNT	PERCENT
<b>TOTAL - MOTOR LICENSE FUND</b>	<b>280,793</b>	<b>307,970</b>	<b>-27,177</b>	<b>-8.8%</b>	<b>2,706,193</b>	<b>2,667,360</b>	<b>38,833</b>	<b>1.5%</b>
<b>TOTAL - LIQUID FUELS TAXES</b>	<b>168,912</b>	<b>185,700</b>	<b>-16,788</b>	<b>-9.0%</b>	<b>1,626,108</b>	<b>1,664,500</b>	<b>-38,392</b>	<b>-2.3%</b>
Motor Carriers/IFTA	31,621	26,400	5,221	19.8%	152,154	131,900	20,254	15.4%
Alternative Fuels	1,657	1,500	157	10.4%	16,527	15,000	1,527	10.2%
Oil Company Franchise	85,167	78,800	6,367	8.1%	869,842	904,100	-34,258	-3.8%
Act 89 OCFT - Fuels	12,812	13,000	-188	-1.4%	132,651	136,000	-3,349	-2.5%
Act 89 OCFT - Liquid	37,654	66,000	-28,346	-42.9%	454,899	477,500	-22,601	-4.7%
Minor & Repealed	0	0	0		34	0	34	
<b>TOTAL - LICENSES AND FEES</b>	<b>109,350</b>	<b>121,700</b>	<b>-12,350</b>	<b>-10.1%</b>	<b>1,025,908</b>	<b>996,200</b>	<b>29,708</b>	<b>3.0%</b>
<b>TOTAL - OTHER MOTOR RECEIPTS</b>	<b>2,531</b>	<b>570</b>	<b>1,961</b>	<b>344.1%</b>	<b>54,177</b>	<b>6,660</b>	<b>47,517</b>	<b>713.5%</b>