

MONTHLY REVENUE REPORT

Josh Shapiro, Governor
Patrick M. Browne, Secretary of Revenue



pennsylvania
DEPARTMENT OF REVENUE

JULY 2023

GENERAL FUND

Attached to this edition of the Monthly Revenue Report are the monthly and cumulative monthly distribution tables of the Official 2023-24 revenue estimates for the General Fund and the Motor License Fund.

General Fund Collections for the month of July were \$2.9 billion.

- Total Corporation Tax collections for July totaled \$188.2 million.
- Sales and Use Tax (SUT) collections for July totaled \$1.3 billion.
- Total Personal Income Tax (PIT) collections for July totaled \$1.1 billion.
- Realty Transfer Tax (RTT) revenues for July totaled \$1.1 million.
- Inheritance Tax revenues for July totaled \$127.9 million.
- Other tax revenue including Cigarette, Malt Beverage, Liquor, Gaming, and other miscellaneous tax collections totaled \$92.4 million for the month of July.
- Non-tax revenue collections for the month of July totaled \$98.7 million.

IN THIS ISSUE

• General Fund	<i>Page 1</i>	• General Fund Comparison of Actual to Estimate July 2023	<i>Page 11</i>
• 2023-24 General Fund Revenues	<i>Page 2</i>	• Motor License Fund Growth	<i>Page 12</i>
• General Fund Detail	<i>Page 3</i>	• Motor License Fund Comparison of Actual to Estimate July 2023	<i>Page 12</i>
• Corporation Tax Detail	<i>Page 4</i>	• Fiscal Year 2023-24 General Fund Monthly Distribution	<i>Page 13</i>
• Consumption Tax Detail	<i>Page 5</i>	• Fiscal Year 2023-24 General Fund Cumulative Monthly Distribution	<i>Page 14</i>
• Other Tax Detail	<i>Page 6</i>	• Fiscal Year 2023-24 Motor License Fund Monthly Distribution	<i>Page 15</i>
• Non-Tax Collections Detail	<i>Page 7</i>	• Fiscal Year 2023-24 Motor License Fund Cumulative Monthly Distribution	<i>Page 16</i>
• Motor License Fund Detail	<i>Page 8</i>		
• Revenue Receipts for Selected Special Funds	<i>Page 9</i>		
• Refunds of Taxes	<i>Page 9</i>		
• General Fund Growth	<i>Page 10</i>		

Direct inquiries to the Pennsylvania Department of Revenue Bureau of Research
1147 Strawberry Square | Harrisburg, PA 17128-1100 | 717.787.6300 | www.revenue.pa.gov

MONTHLY REVENUE REPORT

Josh Shapiro, Governor
Patrick M. Browne, Secretary of Revenue

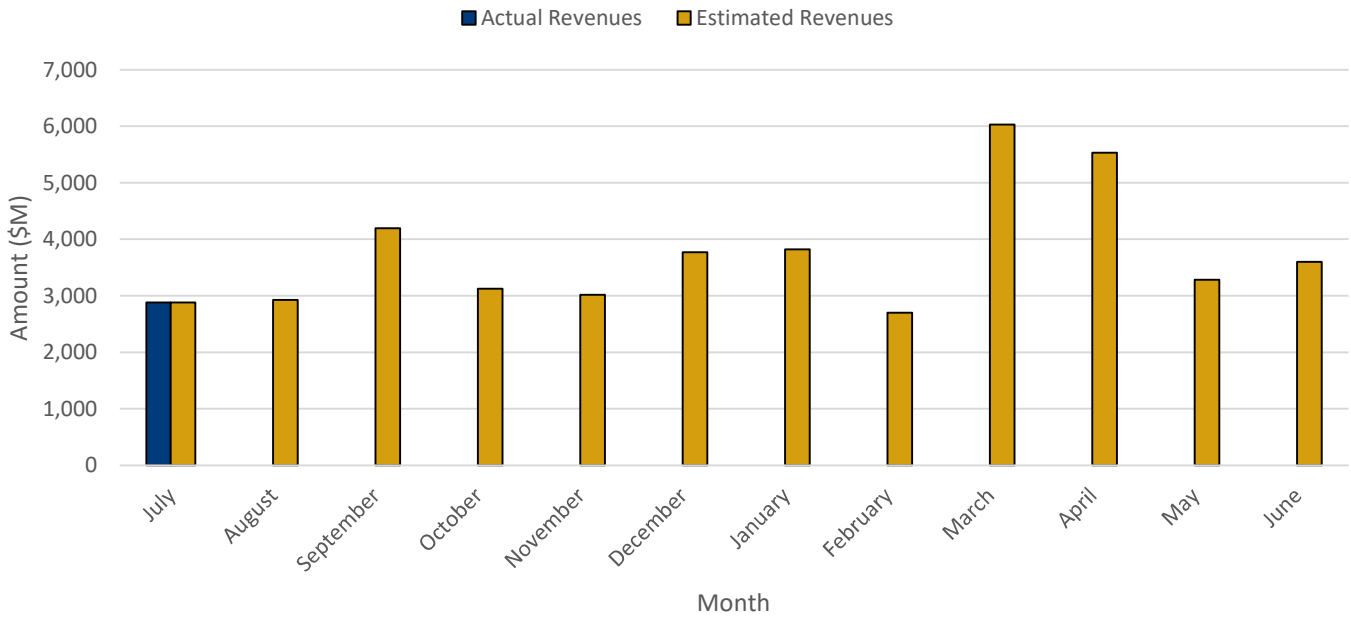


pennsylvania
DEPARTMENT OF REVENUE

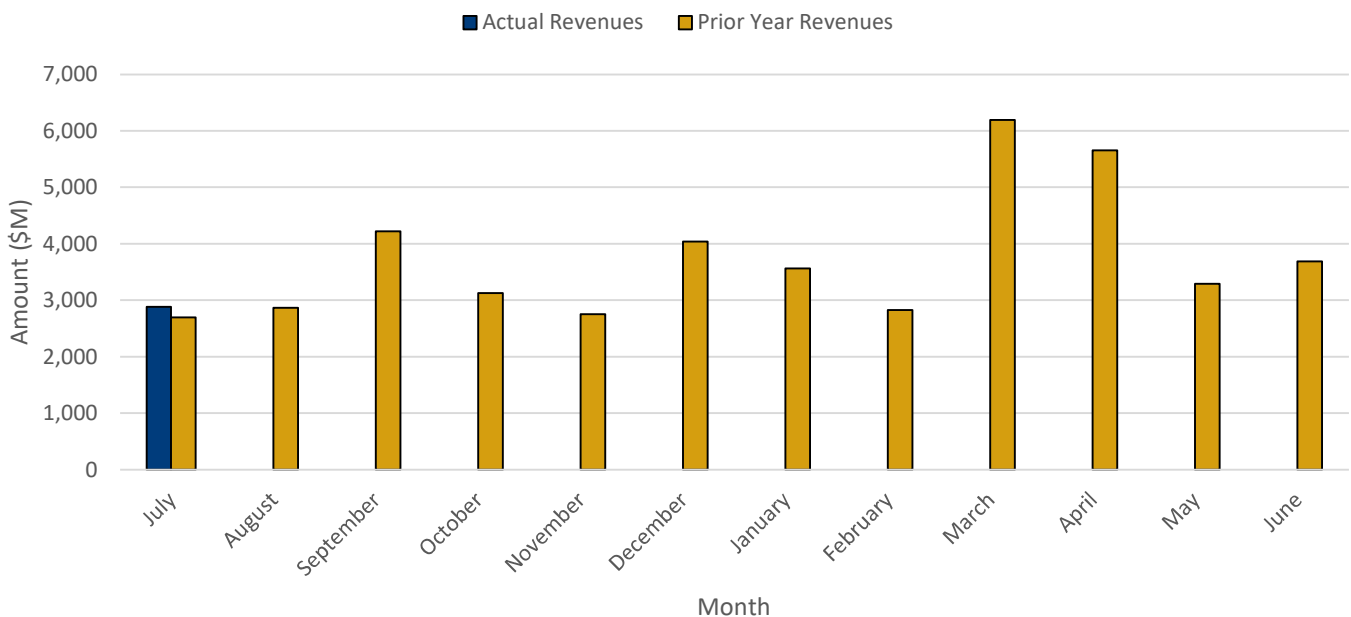
JULY 2023

2023-24 GENERAL FUND REVENUES

Actual vs. Estimated Revenue Collections



Actual vs. Prior Year Revenue Collections



MONTHLY REVENUE REPORT

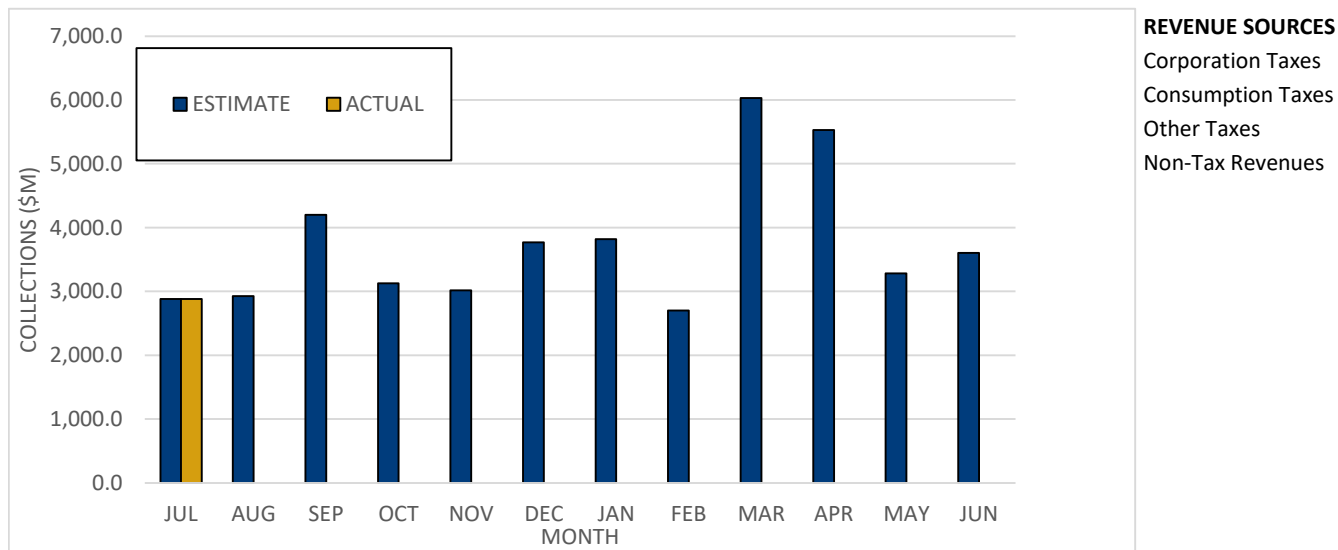
Josh Shapiro, Governor
Patrick M. Browne, Secretary of Revenue



pennsylvania
DEPARTMENT OF REVENUE

JULY 2023

GENERAL FUND TOTAL



JULY

July is the start of the commonwealth's fiscal year, and as in previous years estimated collections are assumed to be the same as actual collections.

Therefore, the pages examining July's collections in more detail will focus on year over year differences and not collections vs. estimate. Monthly distributions (found at the end of this report) will also be explained in some detail.

The normal pattern of comparing to estimated collections will resume with the August Monthly Revenue Report.

FISCAL YEAR TOTALS

As mentioned above, July is the first month of Pennsylvania's fiscal year, and estimated collections are assumed to be the same as actual.

MONTHLY REVENUE REPORT

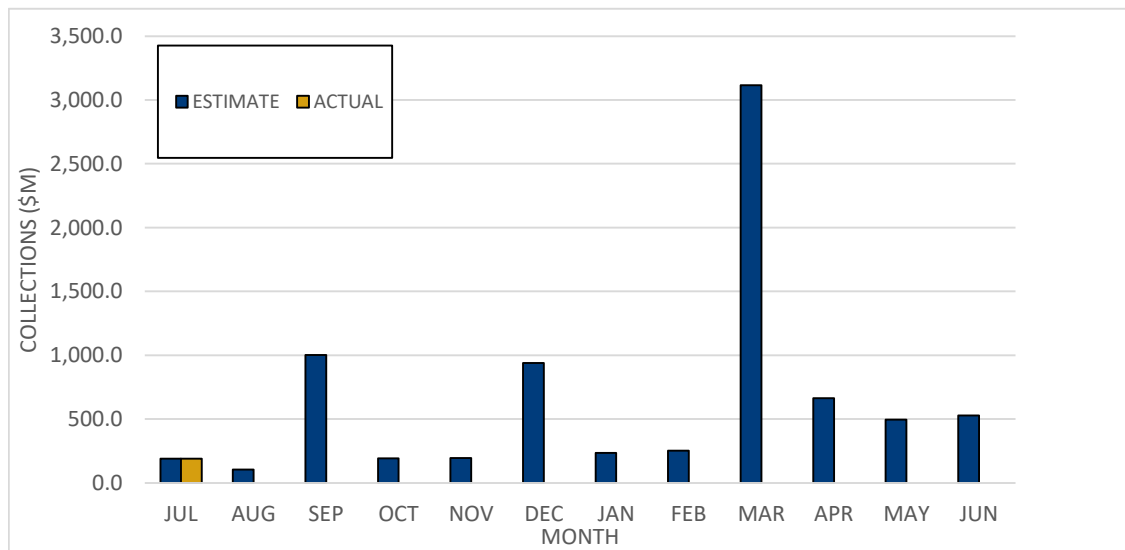
Josh Shapiro, Governor
Patrick M. Browne, Secretary of Revenue



pennsylvania
DEPARTMENT OF REVENUE

JULY 2023

CORPORATION TAXES



TAX TYPES INCLUDED

- Corporate Net Income
- Gross Receipts
- Utility Property
- Insurance Premiums
- Bank Shares
- Mutual Thrift

JULY

In July 2023, Corporation Tax collections were 6% larger than collections in July 2022.

Corporate Net Income Tax (CNIT) collections were \$182M, which was \$31M or 21% larger than last July.

Insurance Premiums Tax (IPT) collections were -\$1M, which was \$25M less than the prior year. July 2022 was the last year of the IPT reconciliation, which moved money between the General Fund and the specialty IPT funds (Foreign Fire Insurance and Municipal Pension Aid). Act 53-2022 instead requires annual transfers of a share of all IPT to these special funds. In July 2023, the second of the two annual transfers occurred.

MONTHLY DISTRIBUTIONS

In fiscal year 2023-24, Corporation Tax collections are forecasted to be 4% smaller than in 2022-23. The primary driver of that drop is the continued rate cuts to CNIT, which is expected to contract by 8% in 2023-24.

Beyond the steadily slowing growth due to CNIT, the only other major item to point out is an expected reversion to the timing of regular CNIT payments. Calendar year CNIT filers are expected to make regular payments in May when their returns are due (absent an extension). In 2022-23, more of these payments were made in March and April than expected. It is expected that payment patterns in 2023-24 will be more normal.

MONTHLY REVENUE REPORT

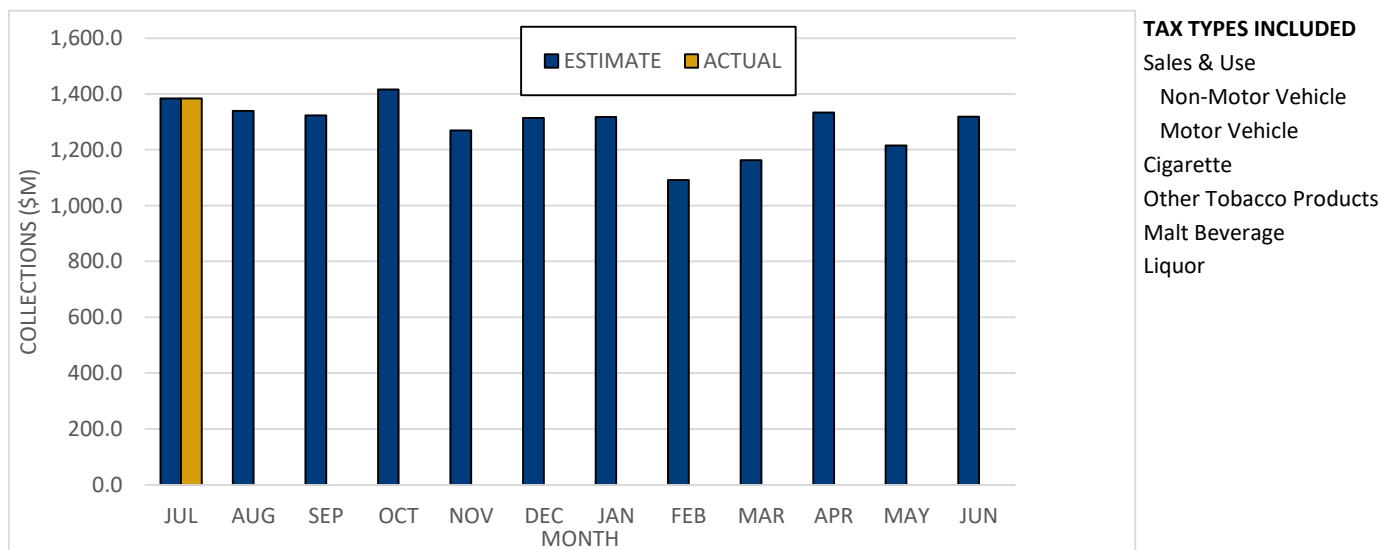
Josh Shapiro, Governor
Patrick M. Browne, Secretary of Revenue



pennsylvania
DEPARTMENT OF REVENUE

JULY 2023

CONSUMPTION TAXES



JULY

In July 2023, Consumption Tax collections were 3% larger than collections in July 2022.

Non-Motor Vehicle Sales & Use Tax (NMV) collections were \$1,202M, which was \$57M or 5% larger than the prior year.

Cigarette Tax collections were \$15M, which was \$15M or 50% smaller than the prior year. This was driven in part by a larger transfer to the Local Cigarette Tax Fund.

MONTHLY DISTRIBUTIONS

Overall, Consumption Taxes in 2023-24 are expected to be flat compared to 2022-23.

Growth rates for both NMV and Motor Vehicle Sales & Use Tax (MV) are expected to worsen as the fiscal year continues. The primary reason is an expectation of inflation easing (NMV) and the impact of higher interest rates on lending (MV).

Cigarette Tax growth is expected to be 7%, which is very different from trend growth (-4% to -6% a year). The certification of revenues signed on August 3rd assumed that the transfer of Cigarette Tax funds to repay the Master Settlement Agreement for tobacco bonds will not occur under current law.

MONTHLY REVENUE REPORT

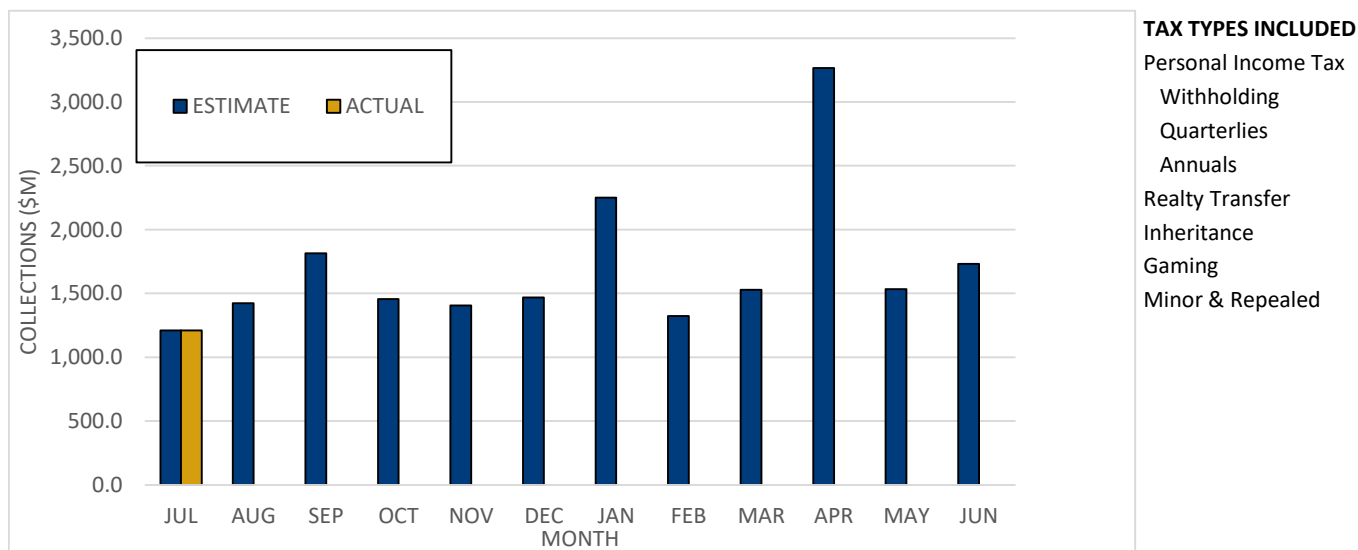
Josh Shapiro, Governor
Patrick M. Browne, Secretary of Revenue



pennsylvania
DEPARTMENT OF REVENUE

JULY 2023

OTHER TAXES



JULY

In July 2023, Other Tax collections were 6% larger than collections in July 2022.

Personal Income Tax Withholding (PITW) collections were \$971M in July 2023, \$89M or 10% larger than July 2022. Approximately half of that increase is due to the timing of the quarterly PITW due date. In 2022, that due date was pushed to August 1st since July 31st was a Sunday. In 2023, July 31st was a Monday, so the money was received in July.

Realty Transfer Tax (RTT) collections were \$1M in July 2023, which was \$33M or 97% less than last year. \$20M of the \$33M difference is due to a larger transfer to the Pennsylvania Housing Affordability and Rehabilitation Enhancement (PHARE) Fund.

MONTHLY DISTRIBUTIONS

Overall, Other Taxes in 2023-24 are expected to grow by 2% over 2022-23 levels.

Over the course of the fiscal year, various taxes under Other Taxes can have what appear to be odd growth rates (particularly PITW, RTT, and Inheritance). For the most part, these are due to deposit day differences. For example, PITW is highly dependent on the number of Wednesdays in the month. January 2024 has 5 Wednesdays while January 2023 had only 4. This explains why January 2024 PITW collections are expected to grow by 17% over the prior year.

MONTHLY REVENUE REPORT

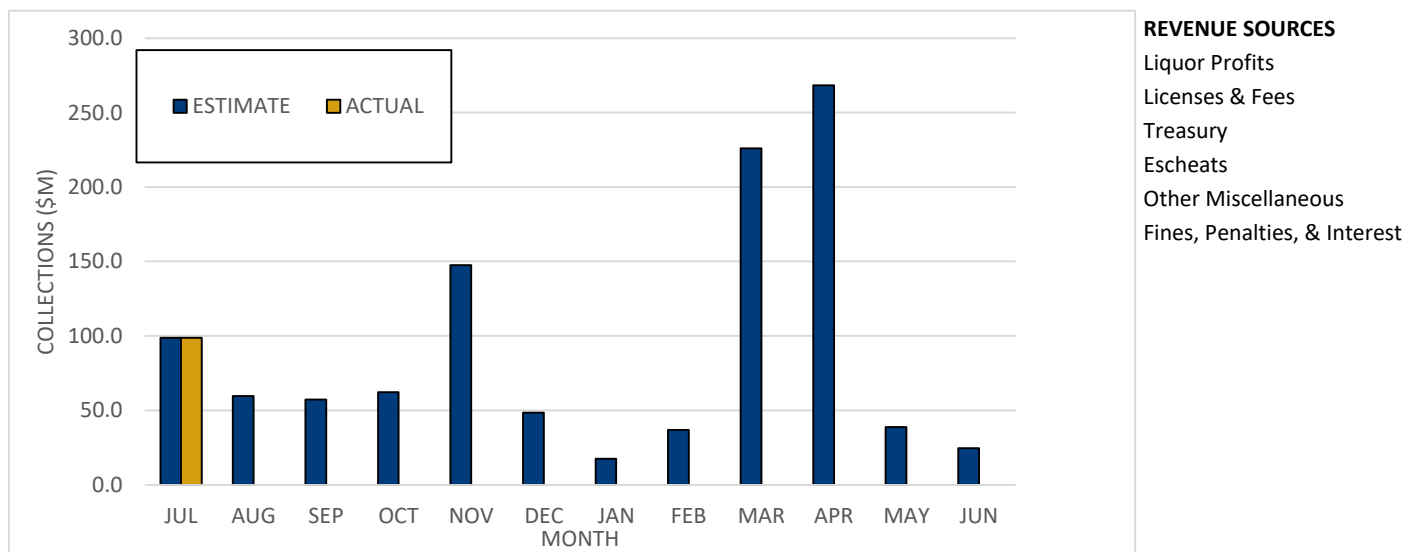
Josh Shapiro, Governor
Patrick M. Browne, Secretary of Revenue



pennsylvania
DEPARTMENT OF REVENUE

JULY 2023

NON-TAX



JULY

In July 2023, Non-Tax collections were 132% larger than collections in July 2022.

Treasury collections were \$61M in July 2023, which was \$46M or 306% more than in July 2022. Treasury collections strengthened over the course of 2022-23 due to large cash reserves and higher interest rates. Collections in July 2023 are in line with the level of collections at the end of 2022-23.

MONTHLY DISTRIBUTIONS

Overall, Non-Tax revenues in 2023-24 are expected to contract by 5% vs. 2022-23 levels.

The primary driver for this contraction is an expectation that the strong Treasury receipts seen in 2022-23 will eventually taper off over the course of 2023-24.

MONTHLY REVENUE REPORT

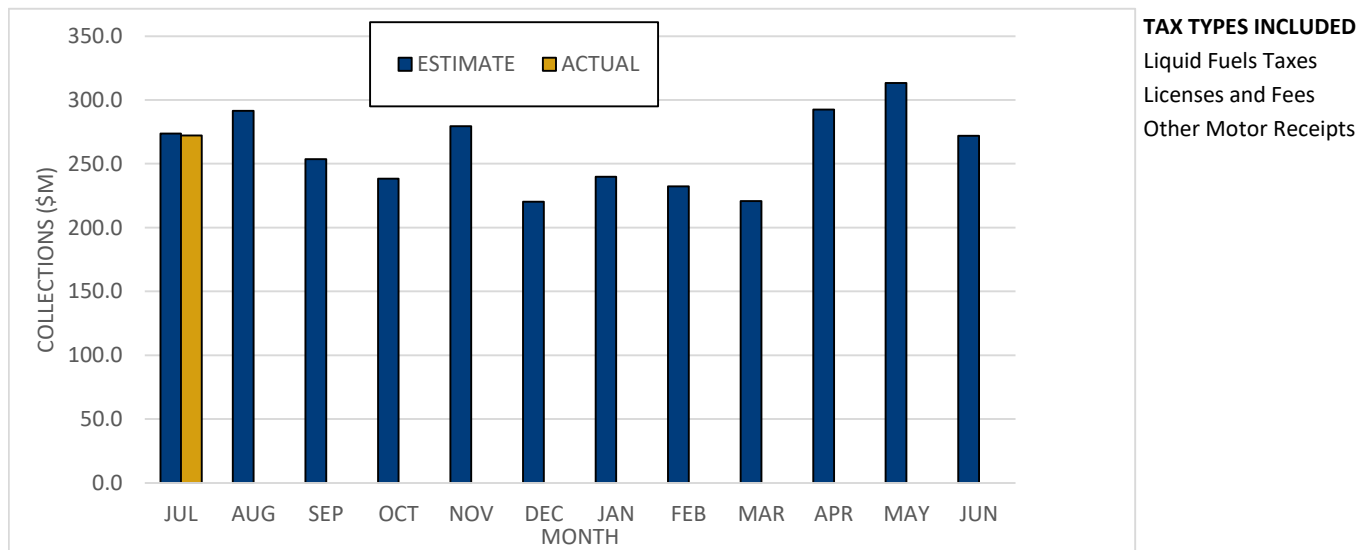
Josh Shapiro, Governor
Patrick M. Browne, Secretary of Revenue



pennsylvania
DEPARTMENT OF REVENUE

JULY 2023

MOTOR LICENSE FUND TOTAL



JULY

In July 2023, Motor License Fund collections were 13% larger than collections in July 2022.

The majority of this annual increase occurred in Licenses and Fees, which were \$24M (24%) larger than collections in July 2022. Treasury deposits were also \$6M, or almost 350%, higher than July 2022 due to large cash reserves and higher interest rates.

MONTHLY DISTRIBUTIONS

Overall, the Motor License Fund is expected to grow by 6% in fiscal year 2023-24.

Liquid Fuels Taxes are expected to be slightly higher (2%) in fiscal year 2023-24. This is despite an anticipated tax rate decrease (about 6%) that is set to begin in January 2024 (reflected in February 2024 collections).

Licenses and Fees are anticipated to grow by \$145M, or 13%, in 2023-24. This is largely due to the biennial increase in fees that took effect in July 2023.

Other Motor Receipts are estimated to decline by \$10M, or 16% vs. fiscal year 2022-23. The biggest reason for this decline is the anticipated drop in Treasury deposits as cash reserves and interest rates decline.

MONTHLY REVENUE REPORT

Josh Shapiro, Governor
Patrick M. Browne, Secretary of Revenue



pennsylvania
DEPARTMENT OF REVENUE

JULY 2023

REVENUE RECEIPTS FOR SELECTED SPECIAL FUNDS

§K

FUND NAME	JULY 2023	JULY 2022	JULY 2021	FISCAL YTD 2023-24	FISCAL YTD 2022-23	FISCAL YTD 2021-22
Lottery ¹	265,832	233,700	242,730	265,832	233,700	242,730
Public Transportation Assistance	45,062	45,803	48,994	45,062	45,803	48,994
Public Transportation Trust	137,534	118,925	89,735	137,534	118,925	89,735
Game Commission	22,247	46,276	11,130	22,247	46,276	11,130
Fish	2,953	2,471	1,907	2,953	2,471	1,907
Racing	871	3,741	-822	871	3,741	-822
Banking	9,397	9,558	8,884	9,397	9,558	8,884
Fire Insurance	0	-1,953	-2,041	0	-1,953	-2,041
Municipal Pension	1,528	-20,699	-16,797	1,528	-20,699	-16,797
Highway/Bridge ²	20,793	18,721	19,090	20,793	18,721	19,090
State Gaming	113,063	88,997	90,809	113,063	88,997	90,809
Economic Development & Tourism	12,134	10,686	11,500	12,134	10,686	11,500

¹ Excludes field paid prizes, commissions, and expenses. ² Restricted receipts account within the Motor License Fund.

REFUNDS OF TAXES

§K

	JULY 2023	JULY 2022	JULY 2021	FISCAL YTD 2023-24	FISCAL YTD 2022-23	FISCAL YTD 2021-22
GENERAL FUND	136,000	79,229	112,219	136,000	79,229	112,219
Corporation Taxes	47,241	37,700	19,871	47,241	37,700	19,871
Sales and Use Tax	36,453	5,563	12,711	36,453	5,563	12,711
Employer Tax	0	176	204	0	176	204
Personal Income Tax	46,874	32,209	74,119	46,874	32,209	74,119
Miscellaneous	5,432	3,581	5,313	5,432	3,581	5,313
MOTOR LICENSE FUND	3,000	2,108	1,975	3,000	2,108	1,975

Refund numbers reflect amounts recorded by the Department of Revenue in the executive authorizations for refunds.

MONTHLY REVENUE REPORT

Josh Shapiro, Governor

Patrick M. Browne, Secretary of Revenue



pennsylvania
DEPARTMENT OF REVENUE

JULY 2023

GENERAL FUND GROWTH

§K

REVENUE SOURCES	JULY 2023	JULY 2022	GROWTH	FISCAL YTD 2023-24	FISCAL YTD 2022-23	GROWTH
TOTAL - GENERAL FUND	2,881,471	2,696,202	6.9%	2,881,471	2,696,202	6.9%
TOTAL - TAX REVENUE	2,782,775	2,653,675	4.9%	2,782,775	2,653,675	4.9%
TOTAL - CORPORATION TAXES	188,185	177,908	5.8%	188,185	177,908	5.8%
Corporate Net Income	181,874	150,526	20.8%	181,874	150,526	20.8%
Gross Receipts	2,067	2,931	-29.5%	2,067	2,931	-29.5%
Utility Property	110	0		110	0	
Insurance Premiums	-650	23,947	-102.7%	-650	23,947	-102.7%
Bank Shares	3,902	229	1602.4%	3,902	229	1602.4%
Mutual Thrift	881	275	220.5%	881	275	220.5%
TOTAL - CONSUMPTION TAXES	1,384,150	1,338,606	3.4%	1,384,150	1,338,606	3.4%
SALES & USE	1,317,752	1,257,942	4.8%	1,317,752	1,257,942	4.8%
Non-Motor Vehicle	1,202,394	1,145,571	5.0%	1,202,394	1,145,571	5.0%
Motor Vehicle	115,357	112,371	2.7%	115,357	112,371	2.7%
Cigarette	15,213	30,502	-50.1%	15,213	30,502	-50.1%
Other Tobacco Products	12,496	12,400	0.8%	12,496	12,400	0.8%
Malt Beverage	2,197	2,055	6.9%	2,197	2,055	6.9%
Liquor	36,493	35,707	2.2%	36,493	35,707	2.2%
TOTAL - OTHER TAXES	1,210,440	1,137,160	6.4%	1,210,440	1,137,160	6.4%
PERSONAL INCOME	1,055,405	972,918	8.5%	1,055,405	972,918	8.5%
Withholding	971,350	882,393	10.1%	971,350	882,393	10.1%
Quarterly	45,119	53,387	-15.5%	45,119	53,387	-15.5%
Annual	38,936	37,138	4.8%	38,936	37,138	4.8%
Realty Transfer	1,104	34,393	-96.8%	1,104	34,393	-96.8%
Inheritance	127,916	110,182	16.1%	127,916	110,182	16.1%
Gaming	18,830	22,006	-14.4%	18,830	22,006	-14.4%
Minor & Repealed	7,185	-2,338	407.3%	7,185	-2,338	407.3%
TOTAL - NON-TAX REVENUE	98,695	42,527	132.1%	98,695	42,527	132.1%
Liquor Store Profits	0	0		0	0	
Licenses & Fees	10,293	11,038	-6.8%	10,293	11,038	-6.8%
Miscellaneous	82,338	26,169	214.6%	82,338	26,169	214.6%
Fines, Penalties, & Interest	6,065	5,320	14.0%	6,065	5,320	14.0%

MONTHLY REVENUE REPORT

Josh Shapiro, Governor

Patrick M. Browne, Secretary of Revenue



pennsylvania
DEPARTMENT OF REVENUE

JULY 2023

GENERAL FUND COMPARISON OF ACTUAL TO ESTIMATE

\$K

REVENUE SOURCES	JULY		DIFFERENCE		FISCAL YTD		DIFFERENCE	
	ACTUAL	ESTIMATED	AMOUNT	PERCENT	ACTUAL	ESTIMATED	AMOUNT	PERCENT
TOTAL - GENERAL FUND	2,881,471	2,881,600	-129	0.0%	2,881,471	2,881,600	-129	0.0%
TOTAL - TAX REVENUE	2,782,775	2,782,800	-25	0.0%	2,782,775	2,782,800	-25	0.0%
TOTAL - CORPORATION TAXES	188,185	188,300	-115	-0.1%	188,185	188,300	-115	-0.1%
Corporate Net Income	181,874	181,900	-26	0.0%	181,874	181,900	-26	0.0%
Gross Receipts	2,067	2,100	-33	-1.6%	2,067	2,100	-33	-1.6%
Utility Property	110	100	10	9.9%	110	100	10	9.9%
Insurance Premiums	-650	-600	-50	-8.3%	-650	-600	-50	-8.3%
Bank Shares	3,902	3,900	2	0.1%	3,902	3,900	2	0.1%
Mutual Thrift	881	900	-19	-2.1%	881	900	-19	-2.1%
TOTAL - CONSUMPTION TAXES	1,384,150	1,384,200	-50	0.0%	1,384,150	1,384,200	-50	0.0%
SALES & USE	1,317,752	1,317,800	-48	0.0%	1,317,752	1,317,800	-48	0.0%
Non-Motor Vehicle	1,202,394	1,202,400	-6	0.0%	1,202,394	1,202,400	-6	0.0%
Motor Vehicle	115,357	115,400	-43	0.0%	115,357	115,400	-43	0.0%
Cigarette	15,213	15,200	13	0.1%	15,213	15,200	13	0.1%
Other Tobacco Products	12,496	12,500	-4	0.0%	12,496	12,500	-4	0.0%
Malt Beverage	2,197	2,200	-3	-0.1%	2,197	2,200	-3	-0.1%
Liquor	36,493	36,500	-7	0.0%	36,493	36,500	-7	0.0%
TOTAL - OTHER TAXES	1,210,440	1,210,300	140	0.0%	1,210,440	1,210,300	140	0.0%
PERSONAL INCOME	1,055,405	1,055,300	105	0.0%	1,055,405	1,055,300	105	0.0%
Withholding	971,350	971,300	50	0.0%	971,350	971,300	50	0.0%
Quarterly	45,119	45,100	19	0.0%	45,119	45,100	19	0.0%
Annual	38,936	38,900	36	0.1%	38,936	38,900	36	0.1%
Realty Transfer	1,104	1,100	4	0.4%	1,104	1,100	4	0.4%
Inheritance	127,916	127,900	16	0.0%	127,916	127,900	16	0.0%
Gaming	18,830	18,800	30	0.2%	18,830	18,800	30	0.2%
Minor & Repealed	7,185	7,200	-15	-0.2%	7,185	7,200	-15	-0.2%
TOTAL - NON-TAX REVENUE	98,695	98,800	-105	-0.1%	98,695	98,800	-105	-0.1%
Liquor Store Profits	0	0	0		0	0	0	
Licenses & Fees	10,293	10,300	-7	-0.1%	10,293	10,300	-7	-0.1%
Miscellaneous	82,338	82,400	-62	-0.1%	82,338	82,400	-62	-0.1%
Fines, Penalties, & Interest	6,065	6,100	-35	-0.6%	6,065	6,100	-35	-0.6%

MONTHLY REVENUE REPORT

Josh Shapiro, Governor

Patrick M. Browne, Secretary of Revenue



pennsylvania
DEPARTMENT OF REVENUE

JULY 2023

MOTOR LICENSE FUND GROWTH

\$K

REVENUE SOURCES	JULY 2023	JULY 2022	GROWTH	FISCAL YTD 2023-24	FISCAL YTD 2022-23	GROWTH
TOTAL - MOTOR LICENSE FUND	272,039	240,926	12.9%	272,039	240,926	12.9%
TOTAL - LIQUID FUELS TAXES	144,723	141,648	2.2%	144,723	141,648	2.2%
Motor Carriers/IFTA	2,393	3,175	-24.6%	2,393	3,175	-24.6%
Alternative Fuels	1,593	1,411	12.9%	1,593	1,411	12.9%
Oil Company Franchise	90,426	83,474	8.3%	90,426	83,474	8.3%
Act 89 OCFT - Fuels	13,047	12,004	8.7%	13,047	12,004	8.7%
Act 89 OCFT - Liquid	37,264	41,584	-10.4%	37,264	41,584	-10.4%
Minor & Repealed	0	0	20.7%	0	0	20.7%
TOTAL - LICENSES AND FEES	120,370	96,733	24.4%	120,370	96,733	24.4%
Special Hauling Permits	3,172	2,932	8.2%	3,172	2,932	8.2%
Registrations Other States-IRP	25,707	25,465	0.9%	25,707	25,465	0.9%
Operators Licenses	5,749	5,544	3.7%	5,749	5,544	3.7%
Real ID	724	745	-2.8%	724	745	-2.8%
Vehicle Registrations & Titling	65,263	59,385	9.9%	65,263	59,385	9.9%
Miscellaneous Collections	19,756	2,663	641.8%	19,756	2,663	641.8%
TOTAL - OTHER MOTOR RECEIPTS	6,945	2,545	172.9%	6,945	2,545	172.9%
Fines, Penalties, & Interest	-1,502	553	-371.4%	-1,502	553	-371.4%
Miscellaneous - Treasury	8,288	1,849	348.2%	8,288	1,849	348.2%
Other Miscellaneous	159	142	11.8%	159	142	11.8%

MOTOR LICENSE FUND COMPARISON OF ACTUAL TO ESTIMATE

\$K

	JULY		DIFFERENCE		FISCAL YTD		DIFFERENCE	
	ACTUAL	ESTIMATED	AMOUNT	PERCENT	ACTUAL	ESTIMATED	AMOUNT	PERCENT
TOTAL - MOTOR LICENSE FUND	272,039	273,600	-1,561	-0.6%	272,039	273,600	-1,561	-0.6%
TOTAL - LIQUID FUELS TAXES	144,723	144,700	23	0.0%	144,723	144,700	23	0.0%
Motor Carriers/IFTA	2,393	2,400	-7	-0.3%	2,393	2,400	-7	-0.3%
Alternative Fuels	1,593	1,600	-7	-0.4%	1,593	1,600	-7	-0.4%
Oil Company Franchise	90,426	90,400	26	0.0%	90,426	90,400	26	0.0%
Act 89 OCFT - Fuels	13,047	13,000	47	0.4%	13,047	13,000	47	0.4%
Act 89 OCFT - Liquid	37,264	37,300	-36	-0.1%	37,264	37,300	-36	-0.1%
Minor & Repealed	0	0	0		0	0	0	
TOTAL - LICENSES AND FEES	120,370	120,400	-30	0.0%	120,370	120,400	-30	0.0%
TOTAL - OTHER MOTOR RECEIPTS	6,945	8,500	-1,555	-18.3%	6,945	8,500	-1,555	-18.3%

MONTHLY REVENUE REPORT

Josh Shapiro, Governor
Patrick M. Browne, Secretary of Revenue



JULY 2023

FISCAL YEAR 2023-24 GENERAL FUND MONTHLY DISTRIBUTION

\$K

	JUL	AUG	SEP	OCT	NOV	DEC	JAN	FEB	MAR	APR	MAY	JUN
TOTAL - GENERAL FUND	2,881,600	2,926,500	4,196,800	3,126,500	3,015,000	3,769,200	3,819,500	2,701,300	6,031,300	5,530,500	3,281,200	3,601,700
TOTAL - TAX REVENUE	2,782,800	2,866,800	4,139,500	3,064,300	2,867,500	3,720,800	3,802,000	2,664,400	5,805,300	5,262,100	3,242,400	3,577,200
TOTAL - Corporation Taxes	188,300	104,000	1,001,700	191,500	193,200	939,900	233,100	250,800	3,114,800	662,500	494,100	527,000
Corporate Net Income	181,900	98,100	985,700	186,600	188,800	926,400	176,200	159,600	754,200	544,200	468,900	980,700
Gross Receipts	2,100	4,400	3,000	3,800	2,900	5,100	5,000	34,600	1,243,300	2,000	-2,500	2,800
Utility Property	100	0	900	200	0	0	0	0	0	22,500	22,700	0
Insurance Premiums	-600	600	1,100	300	100	700	51,300	45,600	814,700	85,600	4,400	-465,300
Bank Shares	3,900	100	5,000	300	100	1,900	200	10,900	298,000	2,000	500	1,700
Mutual Thrift	900	800	6,000	300	1,300	5,800	400	100	4,600	6,200	100	7,100
TOTAL - Consumption Taxes	1,384,200	1,339,800	1,323,000	1,416,500	1,269,700	1,314,100	1,317,700	1,092,200	1,163,000	1,333,500	1,215,800	1,318,400
Sales & Use	1,317,800	1,206,700	1,182,200	1,285,500	1,134,900	1,166,900	1,227,900	975,400	1,041,400	1,211,500	1,080,800	1,181,600
Non-Motor Vehicle	1,202,400	1,081,200	1,064,800	1,166,900	1,035,200	1,069,900	1,125,700	895,600	924,700	1,103,900	966,200	1,071,400
Motor Vehicle	115,400	125,500	117,400	118,600	99,700	97,000	102,200	79,800	116,700	107,600	114,600	110,200
Cigarette	15,200	82,200	87,800	76,200	78,400	75,600	41,300	68,400	69,300	69,400	80,100	80,700
Other Tobacco Products	12,500	13,500	14,100	14,100	13,700	13,900	13,900	13,400	12,600	14,200	13,300	14,100
Malt Beverage	2,200	1,900	2,200	1,900	1,800	1,700	1,500	1,400	1,600	1,800	1,700	2,200
Liquor	36,500	35,500	36,700	38,800	40,900	56,000	33,100	33,600	38,100	36,600	39,900	39,800
TOTAL - Other Taxes	1,210,300	1,423,000	1,814,800	1,456,300	1,404,600	1,466,800	2,251,200	1,321,400	1,527,500	3,266,100	1,532,500	1,731,800
Personal Income	1,055,300	1,204,700	1,622,500	1,270,200	1,206,700	1,285,700	2,054,300	1,124,700	1,416,800	3,064,800	1,297,400	1,521,600
Withholding	971,300	1,125,900	977,400	1,029,500	1,150,400	1,111,300	1,281,300	1,059,500	1,201,200	1,060,400	1,161,900	1,018,200
Quarterly	45,100	50,200	611,000	90,600	25,900	136,700	735,400	26,500	89,000	514,300	35,600	461,800
Annual	38,900	28,600	34,100	150,100	30,400	37,700	37,600	38,700	126,600	1,490,100	99,900	41,600
Realty Transfer	1,100	71,500	50,500	50,600	48,000	46,200	42,400	25,700	32,600	45,300	47,800	48,900
Inheritance	127,900	121,100	114,300	113,200	114,000	117,100	118,400	141,200	140,400	123,400	128,800	120,100
Gaming	18,800	24,900	38,100	29,400	35,200	36,800	33,800	29,200	37,500	30,800	36,100	25,800
Minor & Repealed	7,200	800	-10,600	-7,100	700	-19,000	2,300	600	-99,800	1,800	22,400	15,400
TOTAL - NON-TAX REVENUE	98,800	59,700	57,300	62,200	147,500	48,400	17,500	36,900	226,000	268,400	38,800	24,500
Liquor Store Profits	0	0	0	0	100,000	0	0	0	85,100	0	0	0
Licenses & Fees	10,300	9,300	7,300	7,500	9,300	29,800	3,200	8,800	56,100	1,300	10,100	7,300
Miscellaneous	82,400	43,600	43,700	48,500	31,900	12,700	9,200	23,100	79,000	261,100	22,300	17,800
Treasury	61,400	54,300	46,900	39,500	34,000	28,800	24,600	21,800	19,300	17,300	18,200	18,400
Escheats	-1,600	-16,400	-8,300	5,300	-6,000	-16,200	-28,400	-3,000	59,000	243,300	3,200	-14,000
Other Miscellaneous	22,600	5,700	5,100	3,700	3,900	100	13,000	4,300	700	500	900	13,400
Fines, Penalties, & Interest	6,100	6,800	6,300	6,200	6,300	5,900	5,100	5,000	5,800	6,000	6,400	-600

MONTHLY REVENUE REPORT

Josh Shapiro, Governor
Patrick M. Browne, Secretary of Revenue



JULY 2023

FISCAL YEAR 2023-24 GENERAL FUND CUMULATIVE MONTHLY DISTRIBUTION

\$K

	JUL	AUG	SEP	OCT	NOV	DEC	JAN	FEB	MAR	APR	MAY	JUN
TOTAL - GENERAL FUND	2,881,600	5,808,100	10,004,900	13,131,400	16,146,400	19,915,600	23,735,100	26,436,400	32,467,700	37,998,200	41,279,400	44,881,100
TOTAL - TAX REVENUE	2,782,800	5,649,600	9,789,100	12,853,400	15,720,900	19,441,700	23,243,700	25,908,100	31,713,400	36,975,500	40,217,900	43,795,100
TOTAL - Corporation Taxes	188,300	292,300	1,294,000	1,485,500	1,678,700	2,618,600	2,851,700	3,102,500	6,217,300	6,879,800	7,373,900	7,900,900
Corporate Net Income	181,900	280,000	1,265,700	1,452,300	1,641,100	2,567,500	2,743,700	2,903,300	3,657,500	4,201,700	4,670,600	5,651,300
Gross Receipts	2,100	6,500	9,500	13,300	16,200	21,300	26,300	60,900	1,304,200	1,306,200	1,303,700	1,306,500
Utility Property	100	100	1,000	1,200	1,200	1,200	1,200	1,200	1,200	23,700	46,400	46,400
Insurance Premiums	-600	0	1,100	1,400	1,500	2,200	53,500	99,100	913,800	999,400	1,003,800	538,500
Bank Shares	3,900	4,000	9,000	9,300	9,400	11,300	11,500	22,400	320,400	322,400	322,900	324,600
Mutual Thrift	900	1,700	7,700	8,000	9,300	15,100	15,500	15,600	20,200	26,400	26,500	33,600
TOTAL - Consumption Taxes	1,384,200	2,724,000	4,047,000	5,463,500	6,733,200	8,047,300	9,365,000	10,457,200	11,620,200	12,953,700	14,169,500	15,487,900
Sales & Use	1,317,800	2,524,500	3,706,700	4,992,200	6,127,100	7,294,000	8,521,900	9,497,300	10,538,700	11,750,200	12,831,000	14,012,600
Non-Motor Vehicle	1,202,400	2,283,600	3,348,400	4,515,300	5,550,500	6,620,400	7,746,100	8,641,700	9,566,400	10,670,300	11,636,500	12,707,900
Motor Vehicle	115,400	240,900	358,300	476,900	576,600	673,600	775,800	855,600	972,300	1,079,900	1,194,500	1,304,700
Cigarette	15,200	97,400	185,200	261,400	339,800	415,400	456,700	525,100	594,400	663,800	743,900	824,600
Other Tobacco Products	12,500	26,000	40,100	54,200	67,900	81,800	95,700	109,100	121,700	135,900	149,200	163,300
Malt Beverage	2,200	4,100	6,300	8,200	10,000	11,700	13,200	14,600	16,200	18,000	19,700	21,900
Liquor	36,500	72,000	108,700	147,500	188,400	244,400	277,500	311,100	349,200	385,800	425,700	465,500
TOTAL - Other Taxes	1,210,300	2,633,300	4,448,100	5,904,400	7,309,000	8,775,800	11,027,000	12,348,400	13,875,900	17,142,000	18,674,500	20,406,300
Personal Income	1,055,300	2,260,000	3,882,500	5,152,700	6,359,400	7,645,100	9,699,400	10,824,100	12,240,900	15,305,700	16,603,100	18,124,700
Withholding	971,300	2,097,200	3,074,600	4,104,100	5,254,500	6,365,800	7,647,100	8,706,600	9,907,800	10,968,200	12,130,100	13,148,300
Quarterly	45,100	95,300	706,300	796,900	822,800	959,500	1,694,900	1,721,400	1,810,400	2,324,700	2,360,300	2,822,100
Annual	38,900	67,500	101,600	251,700	282,100	319,800	357,400	396,100	522,700	2,012,800	2,112,700	2,154,300
Realty Transfer	1,100	72,600	123,100	173,700	221,700	267,900	310,300	336,000	368,600	413,900	461,700	510,600
Inheritance	127,900	249,000	363,300	476,500	590,500	707,600	826,000	967,200	1,107,600	1,231,000	1,359,800	1,479,900
Gaming	18,800	43,700	81,800	111,200	146,400	183,200	217,000	246,200	283,700	314,500	350,600	376,400
Minor & Repealed	7,200	8,000	-2,600	-9,700	-9,000	-28,000	-25,700	-25,100	-124,900	-123,100	-100,700	-85,300
TOTAL - NON-TAX REVENUE	98,800	158,500	215,800	278,000	425,500	473,900	491,400	528,300	754,300	1,022,700	1,061,500	1,086,000
Liquor Store Profits	0	0	0	0	100,000	100,000	100,000	100,000	185,100	185,100	185,100	185,100
Licenses & Fees	10,300	19,600	26,900	34,400	43,700	73,500	76,700	85,500	141,600	142,900	153,000	160,300
Miscellaneous	82,400	126,000	169,700	218,200	250,100	262,800	272,000	295,100	374,100	635,200	657,500	675,300
Treasury	61,400	115,700	162,600	202,100	236,100	264,900	289,500	311,300	330,600	347,900	366,100	384,500
Escheats	-1,600	-18,000	-26,300	-21,000	-27,000	-43,200	-71,600	-74,600	-15,600	227,700	230,900	216,900
Other Miscellaneous	22,600	28,300	33,400	37,100	41,000	41,100	54,100	58,400	59,100	59,600	60,500	73,900
Fines, Penalties, & Interest	6,100	12,900	19,200	25,400	31,700	37,600	42,700	47,700	53,500	59,500	65,900	65,300

MONTHLY REVENUE REPORT

Josh Shapiro, Governor
Patrick M. Browne, Secretary of Revenue



JULY 2023

FISCAL YEAR 2023-24 MOTOR LICENSE FUND MONTHLY DISTRIBUTION

\$K

	JUL	AUG	SEP	OCT	NOV	DEC	JAN	FEB	MAR	APR	MAY	JUN
TOTAL - MOTOR LICENSE FUND	273,600	291,480	253,470	238,360	279,360	220,330	239,810	232,160	220,730	292,420	313,270	271,810
TOTAL - Liquid Fuels Taxes	144,700	194,000	156,000	137,500	188,500	134,400	146,200	133,000	107,900	146,100	181,700	138,300
Motor Carriers/IFTA	2,400	28,300	9,100	3,900	30,300	11,700	2,400	29,000	10,300	2,500	27,400	6,100
Alternative Fuels	1,600	1,600	1,600	1,600	1,600	1,600	1,600	1,500	1,500	1,500	1,600	1,500
Oil Company Franchise	90,400	83,300	83,000	92,700	86,900	82,700	85,800	86,600	66,100	69,900	66,100	76,800
Act 89 OCFT - Fuels	13,000	12,300	13,200	13,600	12,900	13,500	12,400	12,200	11,300	10,800	11,900	11,900
Act 89 OCFT - Liquid	37,300	68,500	49,100	25,700	56,800	24,900	44,000	3,700	18,700	61,400	74,700	42,000
Minor & Repealed	0	0	0	0	0	0	0	0	0	0	0	0
TOTAL - Licenses & Fees	120,400	91,600	92,200	96,000	86,600	81,800	89,500	95,000	109,100	142,700	128,100	130,100
Special Hauling Permits	3,200	3,600	3,600	3,400	3,500	3,200	2,800	3,000	2,900	3,200	3,600	3,500
Registrations Other States-IRP	25,700	10,900	10,500	14,900	15,400	16,200	13,100	15,300	22,100	31,100	12,800	14,000
Operators Licenses	5,700	9,800	7,700	6,500	6,000	6,000	6,700	7,600	8,900	9,800	7,000	6,800
Real ID	700	1,200	1,200	1,100	1,100	1,100	1,100	1,100	1,100	1,100	1,100	1,100
Vehicle Registrations & Titling	65,300	78,900	75,500	69,900	60,400	55,100	65,600	67,800	73,900	97,300	103,400	104,500
Miscellaneous Collections	19,800	-12,800	-6,300	200	200	200	200	200	200	200	200	200
TOTAL - Other Motor Receipts	8,500	5,880	5,270	4,860	4,260	4,130	4,110	4,160	3,730	3,620	3,470	3,410
Fines, Penalties, & Interest	0	0	0	0	0	0	0	0	0	0	0	0
Miscellaneous - Treasury	8,300	5,600	5,100	4,600	4,000	4,000	4,000	4,000	3,500	3,500	3,200	3,300
Other Miscellaneous	200	280	170	260	260	130	110	160	230	120	270	110

MONTHLY REVENUE REPORT

Josh Shapiro, Governor
Patrick M. Browne, Secretary of Revenue



JULY 2023

FISCAL YEAR 2023-24 MOTOR LICENSE FUND CUMULATIVE MONTHLY DISTRIBUTION

\$K

	JUL	AUG	SEP	OCT	NOV	DEC	JAN	FEB	MAR	APR	MAY	JUN
TOTAL - MOTOR LICENSE FUND	273,600	565,080	818,550	1,056,910	1,336,270	1,556,600	1,796,410	2,028,570	2,249,300	2,541,720	2,854,990	3,126,800
TOTAL - Liquid Fuels Taxes	144,700	338,700	494,700	632,200	820,700	955,100	1,101,300	1,234,300	1,342,200	1,488,300	1,670,000	1,808,300
Motor Carriers/IFTA	2,400	30,700	39,800	43,700	74,000	85,700	88,100	117,100	127,400	129,900	157,300	163,400
Alternative Fuels	1,600	3,200	4,800	6,400	8,000	9,600	11,200	12,700	14,200	15,700	17,300	18,800
Oil Company Franchise	90,400	173,700	256,700	349,400	436,300	519,000	604,800	691,400	757,500	827,400	893,500	970,300
Act 89 OCFT - Fuels	13,000	25,300	38,500	52,100	65,000	78,500	90,900	103,100	114,400	125,200	137,100	149,000
Act 89 OCFT - Liquid	37,300	105,800	154,900	180,600	237,400	262,300	306,300	310,000	328,700	390,100	464,800	506,800
Minor & Repealed	0	0	0	0	0	0	0	0	0	0	0	0
TOTAL - Licenses & Fees	120,400	212,000	304,200	400,200	486,800	568,600	658,100	753,100	862,200	1,004,900	1,133,000	1,263,100
Special Hauling Permits	3,200	6,800	10,400	13,800	17,300	20,500	23,300	26,300	29,200	32,400	36,000	39,500
Registrations Other States-IRP	25,700	36,600	47,100	62,000	77,400	93,600	106,700	122,000	144,100	175,200	188,000	202,000
Operators Licenses	5,700	15,500	23,200	29,700	35,700	41,700	48,400	56,000	64,900	74,700	81,700	88,500
Real ID	700	1,900	3,100	4,200	5,300	6,400	7,500	8,600	9,700	10,800	11,900	13,000
Vehicle Registrations & Titling	65,300	144,200	219,700	289,600	350,000	405,100	470,700	538,500	612,400	709,700	813,100	917,600
Miscellaneous Collections	19,800	7,000	700	900	1,100	1,300	1,500	1,700	1,900	2,100	2,300	2,500
TOTAL - Other Motor Receipts	8,500	14,380	19,650	24,510	28,770	32,900	37,010	41,170	44,900	48,520	51,990	55,400
Fines, Penalties, & Interest	0	0	0	0	0	0	0	0	0	0	0	0
Miscellaneous - Treasury	8,300	13,900	19,000	23,600	27,600	31,600	35,600	39,600	43,100	46,600	49,800	53,100
Other Miscellaneous	200	480	650	910	1,170	1,300	1,410	1,570	1,800	1,920	2,190	2,300