

# MONTHLY REVENUE REPORT

Josh Shapiro, Governor  
Patrick M. Browne, Secretary of Revenue



**pennsylvania**  
DEPARTMENT OF REVENUE

NOVEMBER 2023

## GENERAL FUND

**General Fund Collections of \$3.1 billion for the month of November were \$46.4 million, or 1.5 percent, above the official estimate. Fiscal year 2023-24 collections of \$16.1 billion were \$1.1 million, or 0.0 percent, below estimate.**

- Total Corporation Tax collections of \$257.5 million for the month of November were \$64.3 million above the official estimate. Year-to-date collections are \$133.8 million, or 8.0 percent, above estimate.
- Sales and Use Tax (SUT) collections of \$1.1 billion were \$19.6 million below estimate. Year-to-date collections are \$125.3 million, or 2.0 percent, below estimate.
- Total Personal Income Tax (PIT) collections of \$1.2 billion for the month of November were \$13.0 million below estimate. Year-to-date collections are \$90.1 million, or 1.4 percent, below the official estimate.
- Realty Transfer Tax (RTT) revenues of \$48.4 million were \$0.4 million above estimate. Year-to-date collections are \$13.6 million, or 6.1 percent, below estimate.
- Inheritance Tax revenues of \$113.9 million were \$0.1 million below estimate. Year-to-date collections are \$61.3 million, or 10.4 percent, above estimate.
- Other tax revenue including Cigarette, Malt Beverage, Liquor, Gaming, and other miscellaneous tax collections totaled \$160.3 million for the month of November.
- Non-tax revenue collections for the month of November were \$24.8 million above estimate. Year-to-date collections are \$72.7 million, or 17.1 percent, above the official estimate.

## IN THIS ISSUE

• General Fund	<i>Page 1</i>	• Revenue Receipts for Selected Special Funds	<i>Page 9</i>
• 2023-24 General Fund Revenues	<i>Page 2</i>	• Refunds of Taxes	<i>Page 9</i>
• General Fund Detail	<i>Page 3</i>	• General Fund Growth	<i>Page 10</i>
• Corporation Tax Detail	<i>Page 4</i>	• General Fund Comparison of Actual to Estimate November 2023	<i>Page 11</i>
• Consumption Tax Detail	<i>Page 5</i>	• Motor License Fund Growth	<i>Page 12</i>
• Personal Income & Other Tax Detail	<i>Page 6</i>	• Motor License Fund Comparison of Actual to Estimate November 2023	<i>Page 12</i>
• Non-Tax Collections Detail	<i>Page 7</i>		
• Motor License Fund Detail	<i>Page 8</i>		

Direct inquiries to the Pennsylvania Department of Revenue Bureau of Research  
1147 Strawberry Square | Harrisburg, PA 17128-1100 | 717.787.6300 | [www.revenue.pa.gov](http://www.revenue.pa.gov)

# MONTHLY REVENUE REPORT

Josh Shapiro, Governor  
Patrick M. Browne, Secretary of Revenue

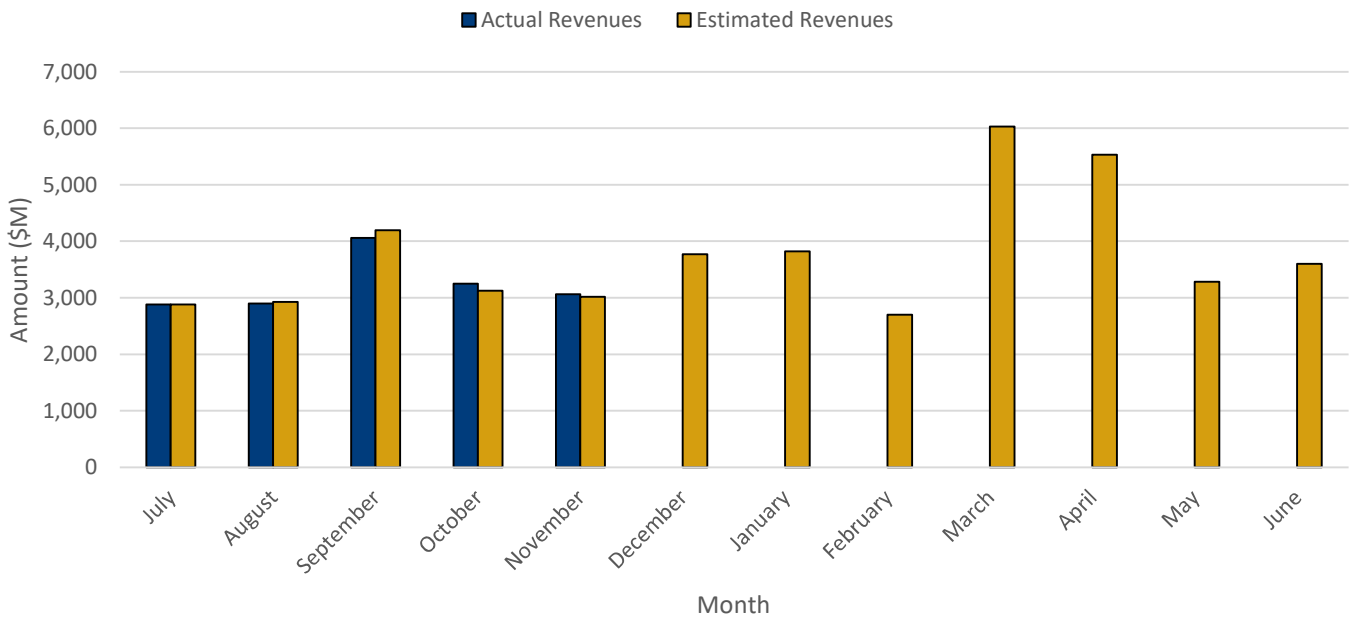


**pennsylvania**  
DEPARTMENT OF REVENUE

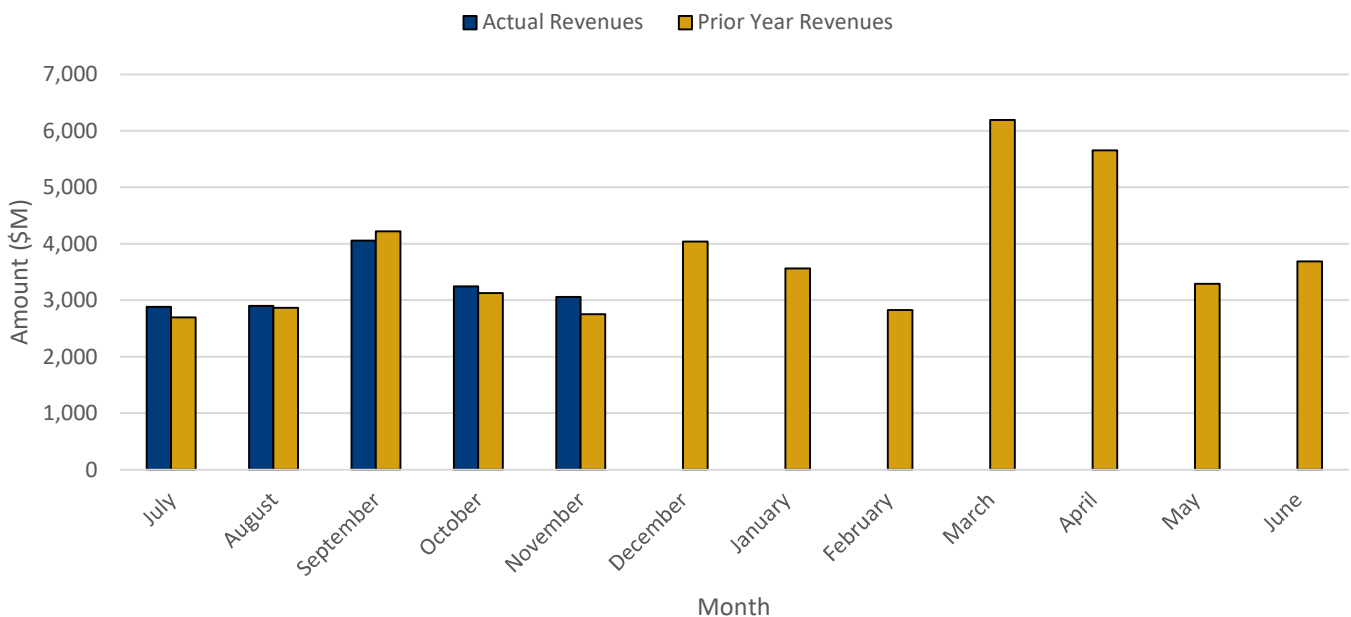
NOVEMBER 2023

## 2023-24 GENERAL FUND REVENUES

### Actual vs. Estimated Revenue Collections



### Actual vs. Prior Year Revenue Collections



# MONTHLY REVENUE REPORT

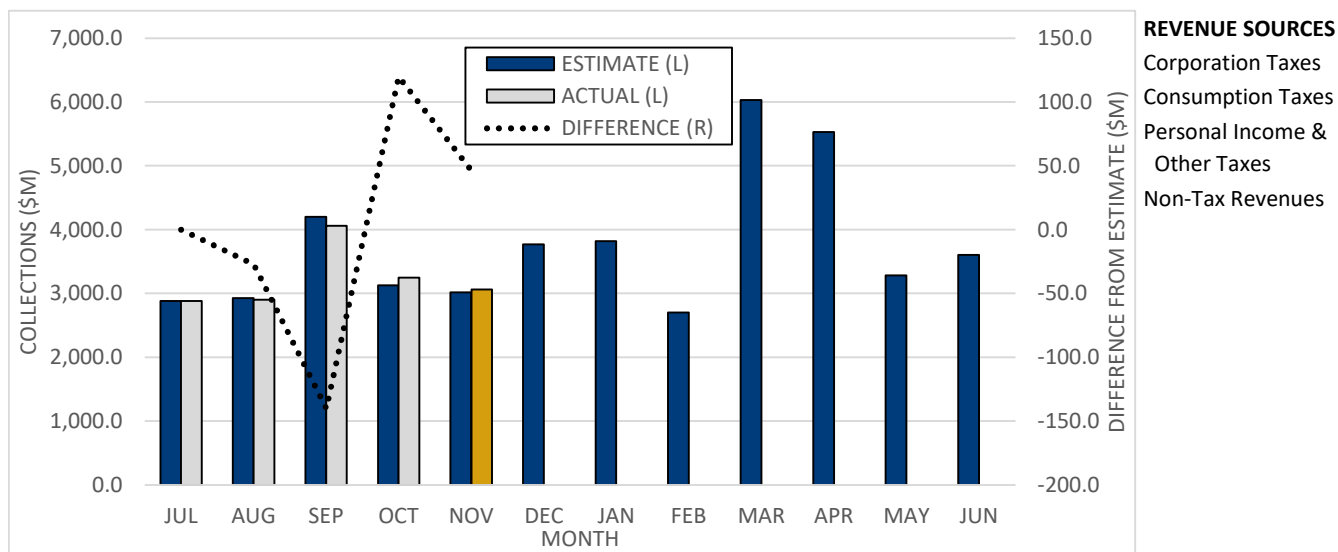
Josh Shapiro, Governor  
Patrick M. Browne, Secretary of Revenue



**pennsylvania**  
DEPARTMENT OF REVENUE

NOVEMBER 2023

## GENERAL FUND TOTAL



### NOVEMBER

In November, the General Fund exceeded estimate by \$46M (1.5%):

	DIFFERENCE FROM ESTIMATE
Corporation Taxes	64
Consumption Taxes	-28
Personal Income & Other Taxes	-15
Non-Tax Revenues	25
<b>General Fund Total</b>	<b>46</b>

Please see the following pages for more discussion of these differences.

### FISCAL YEAR TO DATE

Through November, the General Fund is \$1M under estimate (0.0%):

	DIFFERENCE FROM ESTIMATE
Corporation Taxes	134
Consumption Taxes	-153
Personal Income & Other Taxes	-55
Non-Tax Revenues	73
<b>General Fund Total</b>	<b>-1</b>

Please see the following pages for more discussion of these differences.

# MONTHLY REVENUE REPORT

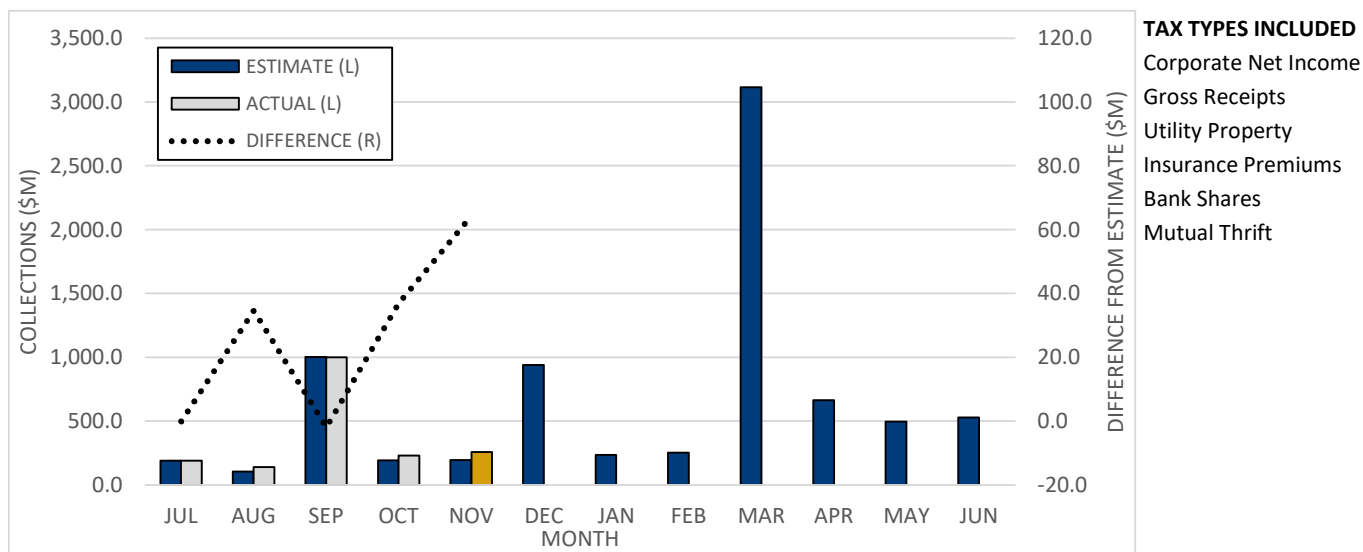
Josh Shapiro, Governor  
Patrick M. Browne, Secretary of Revenue



**pennsylvania**  
DEPARTMENT OF REVENUE

NOVEMBER 2023

## CORPORATION TAXES



### NOVEMBER

• Corporation Taxes exceeded estimate by \$64M in November, as Corporate Net Income Tax (CNIT) exceeded estimate by \$66M. The bulk of the CNIT overage in November is due to tax year 2022 payments. See note below about CNIT collections moving forward.

### FISCAL YEAR TO DATE

• Collections during the first five months of the fiscal year have been buoyed by strong tax year 2022 Corporate Net Income Tax (CNIT) payments. November is the final month where tax year 2022 payments make up a significant share of total collections. Tax year 2023 CNIT payments have been weaker, even considering the rate cut to 8.99% (from 9.99%).

# MONTHLY REVENUE REPORT

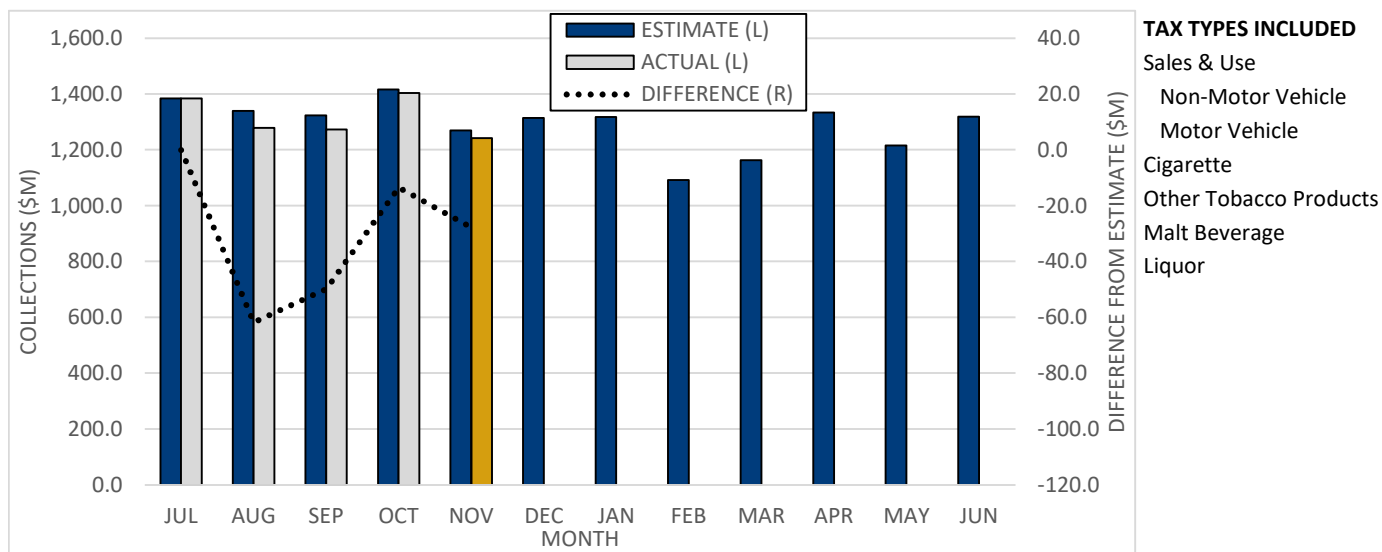
Josh Shapiro, Governor  
Patrick M. Browne, Secretary of Revenue



**pennsylvania**  
DEPARTMENT OF REVENUE

NOVEMBER 2023

## CONSUMPTION TAXES



### NOVEMBER

- Consumption Taxes missed estimate by \$28M in November, which was just over 2% below the official estimate.

### FISCAL YEAR TO DATE

- Through November, Consumption Taxes are \$153M below estimate (2% below estimate and year-over-year growth of 0%).
- \$126M of that shortfall is due to Non-Motor Vehicle Sales and Use Tax as personal consumption of durable goods (such as appliances, furniture, and electronics) has been weaker than anticipated.

# MONTHLY REVENUE REPORT

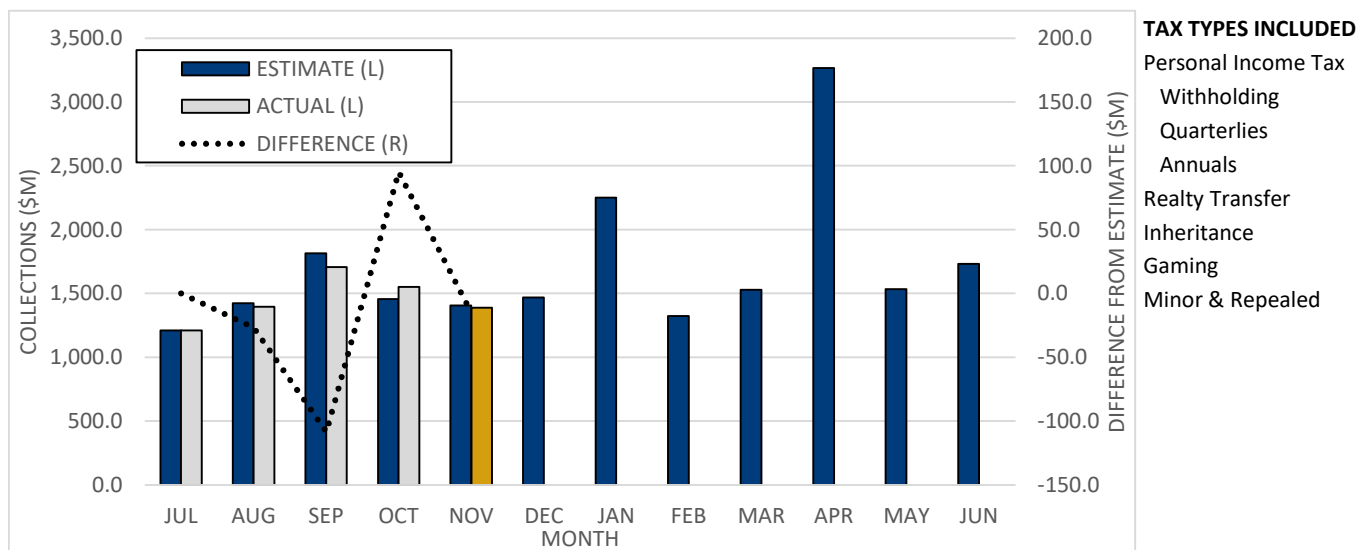
Josh Shapiro, Governor  
Patrick M. Browne, Secretary of Revenue



**pennsylvania**  
DEPARTMENT OF REVENUE

NOVEMBER 2023

## PERSONAL INCOME & OTHER TAXES



### TAX TYPES INCLUDED

- Personal Income Tax
- Withholding
- Quarterlies
- Annuals
- Realty Transfer
- Inheritance
- Gaming
- Minor & Repealed

### NOVEMBER

- Other Taxes missed estimate by \$15M in November (1% under estimate and year-over-year growth of 18%).

### FISCAL YEAR TO DATE

- Through November, Other Taxes are \$55M below estimate (1% below estimate and year-over-year growth of 3%).
- Most of this shortfall is due to the Personal Income Tax Quarterly (PITQ) shortfall as those payments are \$121M below estimate. The PITQ shortfall is primarily due to September payments (\$114M below estimate) as those payments continued the weak performance seen in April and June. The final PITQ payment for tax year 2023 is due in January 2024.

# MONTHLY REVENUE REPORT

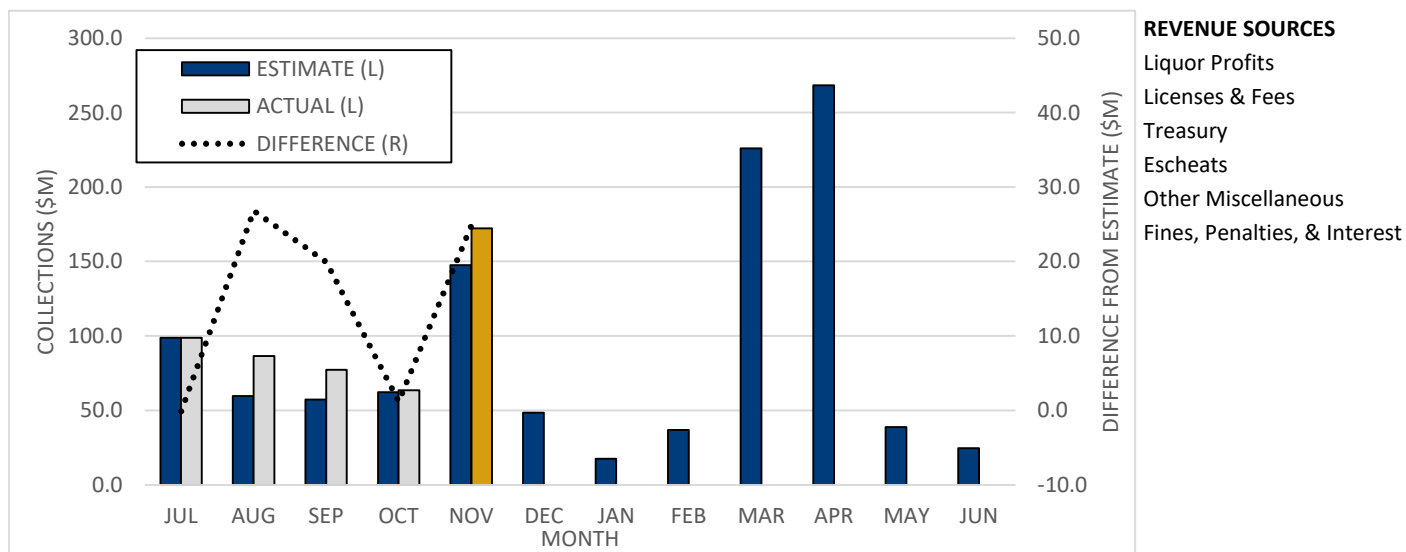
Josh Shapiro, Governor  
Patrick M. Browne, Secretary of Revenue



**pennsylvania**  
DEPARTMENT OF REVENUE

NOVEMBER 2023

## NON-TAX



### NOVEMBER

- Non-Tax revenues were \$25M over estimate in November (year-over-year growth of 27%) with Treasury receipts again exceeding estimate (by \$26M).

### FISCAL YEAR TO DATE

- Through November, Non-Tax revenues are \$73M above estimate (17% over estimate and year-over-year growth of 71%).
- The fiscal year to date overage is driven primarily by Treasury collections as they are \$85M over estimate.

# MONTHLY REVENUE REPORT

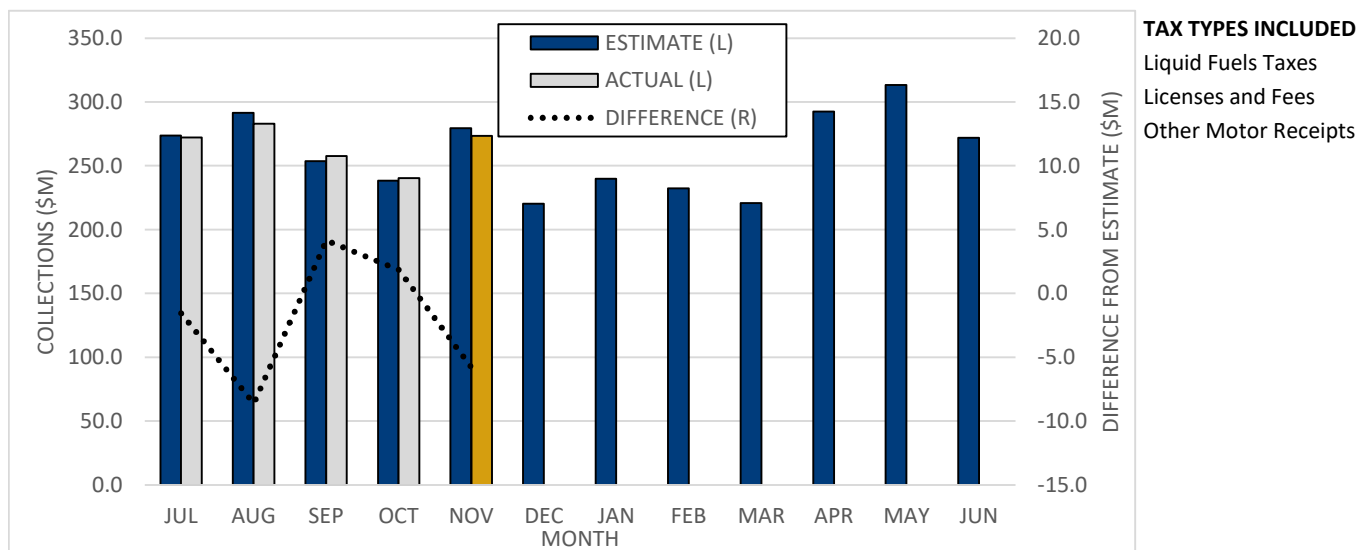
Josh Shapiro, Governor  
Patrick M. Browne, Secretary of Revenue



**pennsylvania**  
DEPARTMENT OF REVENUE

NOVEMBER 2023

## MOTOR LICENSE FUND TOTAL



### NOVEMBER

- Motor License Fund collections were \$274M, or \$6M under estimate (a 2% difference, with 6% year-over-year growth).
- The 6% year-over-year growth is due primarily to the three Oil Company Franchise Tax (OCFT) account receipts exceeding November 2022 levels by \$15M, or 11%. This is most likely due to the tax rates being higher in 2023.
- Liquid Fuels Taxes were \$184M this month (2% under estimate, with a year-over-year increase of 9%). As noted above, higher receipts are most likely due to the gas and diesel tax rates being higher in 2023.
- Licenses and Fees came in \$4M, or 5% lower than expected.
- Other Motor Receipts continue to be higher than estimate (\$3M, or 67%) due to continued strong Treasury collections (\$5M, or 126% over estimate).

### FISCAL YEAR TO DATE

- Through November, the Motor License Fund has missed estimate by \$10M, or less than 1%, within the department’s goal of coming within 2% of actual collections.
- Liquid Fuels Taxes are \$31M under estimate (4%), offset to some extent by stronger than anticipated Licenses and Fees (\$11M, or 2%, over estimate) and Other Motor Receipts (\$10M, or 35%, over estimate).
- The Liquid Fuels shortfall may be due to higher fuel prices this summer leading to reduced purchases at the wholesale level.
- As noted above, Treasury collections within Other Motor Receipts continue to be strong.



# MONTHLY REVENUE REPORT

Josh Shapiro, Governor

Patrick M. Browne, Secretary of Revenue



**pennsylvania**  
DEPARTMENT OF REVENUE

NOVEMBER 2023

## REVENUE RECEIPTS FOR SELECTED SPECIAL FUNDS

\$K

FUND NAME	NOVEMBER 2023	NOVEMBER 2022	NOVEMBER 2021	FISCAL YTD 2023-24	FISCAL YTD 2022-23	FISCAL YTD 2021-22
Lottery <sup>1</sup>	144,767	273,091	177,578	973,173	991,249	903,965
Public Transportation Assistance	14,309	13,270	13,883	132,103	130,500	132,005
Public Transportation Trust	149,225	132,187	81,352	696,584	666,824	417,139
Game Commission	11,904	42,715	53,850	86,570	187,185	87,514
Fish	479	398	367	6,900	5,880	5,534
Racing	728	1,475	1,482	6,145	6,714	5,854
Banking	4,252	4,440	4,925	20,787	19,560	19,783
Fire Insurance	0	0	23	0	-1,939	-2,017
Municipal Pension	103	384	395	6,453	-17,865	-16,173
Highway/Bridge <sup>2</sup>	18,503	19,477	17,810	96,937	94,639	95,849
State Gaming	101,788	92,490	95,861	531,058	478,119	461,717
Economic Development & Tourism	10,467	10,225	11,427	55,359	55,110	56,371

<sup>1</sup> Excludes field paid prizes, commissions, and expenses. <sup>2</sup> Restricted receipts account within the Motor License Fund.

## REFUNDS OF TAXES

\$K

	NOVEMBER 2023	NOVEMBER 2022	NOVEMBER 2021	FISCAL YTD 2023-24	FISCAL YTD 2022-23	FISCAL YTD 2021-22
<b>GENERAL FUND</b>	<b>187,550</b>	<b>34,154</b>	<b>126,539</b>	<b>677,409</b>	<b>470,263</b>	<b>536,460</b>
Corporation Taxes	100,456	-3,973	75,917	305,952	214,856	177,600
Sales and Use Tax	14,299	229	9,563	108,298	57,617	50,250
Employer Tax	0	-2	297	-63	2,910	2,639
Personal Income Tax	68,304	34,414	37,168	238,944	170,129	285,461
Miscellaneous	4,491	3,486	3,594	24,278	24,751	20,511
<b>MOTOR LICENSE FUND</b>	<b>3,348</b>	<b>1,990</b>	<b>2,422</b>	<b>15,551</b>	<b>11,098</b>	<b>16,147</b>

Refund numbers reflect amounts recorded by the Department of Revenue in the executive authorizations for refunds.

# MONTHLY REVENUE REPORT

Josh Shapiro, Governor

Patrick M. Browne, Secretary of Revenue



**pennsylvania**  
DEPARTMENT OF REVENUE

NOVEMBER 2023

## GENERAL FUND GROWTH

\$K

REVENUE SOURCES	NOVEMBER 2023	NOVEMBER 2022	GROWTH	FISCAL YTD 2023-24	FISCAL YTD 2022-23	GROWTH
<b>TOTAL - GENERAL FUND</b>	<b>3,061,387</b>	<b>2,753,520</b>	<b>11.2%</b>	<b>16,145,266</b>	<b>15,657,491</b>	<b>3.1%</b>
<b>TOTAL - TAX REVENUE</b>	<b>2,889,064</b>	<b>2,617,498</b>	<b>10.4%</b>	<b>15,647,063</b>	<b>15,366,256</b>	<b>1.8%</b>
<b>TOTAL - CORPORATION TAXES</b>	<b>257,493</b>	<b>181,305</b>	<b>42.0%</b>	<b>1,812,539</b>	<b>1,733,594</b>	<b>4.6%</b>
Corporate Net Income	255,217	174,561	46.2%	1,764,324	1,666,093	5.9%
Gross Receipts	1,598	5,158	-69.0%	19,540	24,559	-20.4%
Utility Property	141	15	837.0%	2,306	3,270	-29.5%
Insurance Premiums	621	72	765.3%	6,863	25,880	-73.5%
Bank Shares	-84	171	-149.2%	11,886	5,863	102.7%
Mutual Thrift	0	1,327	-100.0%	7,620	7,929	-3.9%
<b>TOTAL - CONSUMPTION TAXES</b>	<b>1,241,858</b>	<b>1,255,669</b>	<b>-1.1%</b>	<b>6,580,318</b>	<b>6,577,200</b>	<b>0.0%</b>
<b>SALES &amp; USE</b>	<b>1,115,324</b>	<b>1,119,778</b>	<b>-0.4%</b>	<b>6,001,773</b>	<b>5,949,853</b>	<b>0.9%</b>
Non-Motor Vehicle	1,014,894	1,017,123	-0.2%	5,424,521	5,363,188	1.1%
Motor Vehicle	100,430	102,656	-2.2%	577,252	586,664	-1.6%
Cigarette	71,032	81,829	-13.2%	324,219	370,937	-12.6%
Other Tobacco Products	12,436	12,676	-1.9%	61,748	63,869	-3.3%
Malt Beverage	1,892	1,857	1.9%	9,181	9,990	-8.1%
Liquor	41,173	39,529	4.2%	183,397	182,551	0.5%
<b>TOTAL - PERSONAL INCOME &amp; OTHER TAXES</b>	<b>1,389,713</b>	<b>1,180,524</b>	<b>17.7%</b>	<b>7,254,206</b>	<b>7,055,463</b>	<b>2.8%</b>
<b>PERSONAL INCOME</b>	<b>1,193,680</b>	<b>994,093</b>	<b>20.1%</b>	<b>6,269,346</b>	<b>6,037,012</b>	<b>3.8%</b>
Withholding	1,128,694	930,669	21.3%	5,233,751	4,827,665	8.4%
Quarterly	28,690	27,080	5.9%	701,402	856,353	-18.1%
Annual	36,297	36,344	-0.1%	334,193	352,995	-5.3%
Realty Transfer	48,390	46,122	4.9%	208,143	296,111	-29.7%
Inheritance	113,874	109,284	4.2%	651,765	587,702	10.9%
Gaming	33,564	35,002	-4.1%	139,203	145,384	-4.3%
Minor & Repealed	205	-3,977	105.2%	-14,252	-10,747	-32.6%
<b>TOTAL - NON-TAX REVENUE</b>	<b>172,323</b>	<b>136,022</b>	<b>26.7%</b>	<b>498,203</b>	<b>291,235</b>	<b>71.1%</b>
Liquor Store Profits	100,000	100,000	0.0%	100,000	100,000	0.0%
Licenses & Fees	6,009	8,852	-32.1%	45,989	39,400	16.7%
Miscellaneous	60,419	20,386	196.4%	320,549	121,051	164.8%
Fines, Penalties, & Interest	5,895	6,783	-13.1%	31,664	30,784	2.9%

# MONTHLY REVENUE REPORT

Josh Shapiro, Governor  
Patrick M. Browne, Secretary of Revenue



**pennsylvania**  
DEPARTMENT OF REVENUE

NOVEMBER 2023

## GENERAL FUND COMPARISON OF ACTUAL TO ESTIMATE

\$K

REVENUE SOURCES	NOVEMBER		DIFFERENCE		FISCAL YTD		DIFFERENCE	
	ACTUAL	ESTIMATED	AMOUNT	PERCENT	ACTUAL	ESTIMATED	AMOUNT	PERCENT
<b>TOTAL - GENERAL FUND</b>	<b>3,061,387</b>	<b>3,015,000</b>	<b>46,387</b>	<b>1.5%</b>	<b>16,145,266</b>	<b>16,146,400</b>	<b>-1,134</b>	<b>0.0%</b>
<b>TOTAL - TAX REVENUE</b>	<b>2,889,064</b>	<b>2,867,500</b>	<b>21,564</b>	<b>0.8%</b>	<b>15,647,063</b>	<b>15,720,900</b>	<b>-73,837</b>	<b>-0.5%</b>
<b>TOTAL - CORPORATION TAXES</b>	<b>257,493</b>	<b>193,200</b>	<b>64,293</b>	<b>33.3%</b>	<b>1,812,539</b>	<b>1,678,700</b>	<b>133,839</b>	<b>8.0%</b>
Corporate Net Income	255,217	188,800	66,417	35.2%	1,764,324	1,641,100	123,224	7.5%
Gross Receipts	1,598	2,900	-1,302	-44.9%	19,540	16,200	3,340	20.6%
Utility Property	141	0	141		2,306	1,200	1,106	92.2%
Insurance Premiums	621	100	521	521.1%	6,863	1,500	5,363	357.6%
Bank Shares	-84	100	-184	-184.3%	11,886	9,400	2,486	26.4%
Mutual Thrift	0	1,300	-1,300	-100.0%	7,620	9,300	-1,680	-18.1%
<b>TOTAL - CONSUMPTION TAXES</b>	<b>1,241,858</b>	<b>1,269,700</b>	<b>-27,842</b>	<b>-2.2%</b>	<b>6,580,318</b>	<b>6,733,200</b>	<b>-152,882</b>	<b>-2.3%</b>
<b>SALES &amp; USE</b>	<b>1,115,324</b>	<b>1,134,900</b>	<b>-19,576</b>	<b>-1.7%</b>	<b>6,001,773</b>	<b>6,127,100</b>	<b>-125,327</b>	<b>-2.0%</b>
Non-Motor Vehicle	1,014,894	1,035,200	-20,306	-2.0%	5,424,521	5,550,500	-125,979	-2.3%
Motor Vehicle	100,430	99,700	730	0.7%	577,252	576,600	652	0.1%
Cigarette	71,032	78,400	-7,368	-9.4%	324,219	339,800	-15,581	-4.6%
Other Tobacco Products	12,436	13,700	-1,264	-9.2%	61,748	67,900	-6,152	-9.1%
Malt Beverage	1,892	1,800	92	5.1%	9,181	10,000	-819	-8.2%
Liquor	41,173	40,900	273	0.7%	183,397	188,400	-5,003	-2.7%
<b>TOTAL - PERSONAL INCOME &amp; OTHER TAXES</b>	<b>1,389,713</b>	<b>1,404,600</b>	<b>-14,887</b>	<b>-1.1%</b>	<b>7,254,206</b>	<b>7,309,000</b>	<b>-54,794</b>	<b>-0.7%</b>
<b>PERSONAL INCOME</b>	<b>1,193,680</b>	<b>1,206,700</b>	<b>-13,020</b>	<b>-1.1%</b>	<b>6,269,346</b>	<b>6,359,400</b>	<b>-90,054</b>	<b>-1.4%</b>
Withholding	1,128,694	1,150,400	-21,706	-1.9%	5,233,751	5,254,500	-20,749	-0.4%
Quarterly	28,690	25,900	2,790	10.8%	701,402	822,800	-121,398	-14.8%
Annual	36,297	30,400	5,897	19.4%	334,193	282,100	52,093	18.5%
Realty Transfer	48,390	48,000	390	0.8%	208,143	221,700	-13,557	-6.1%
Inheritance	113,874	114,000	-126	-0.1%	651,765	590,500	61,265	10.4%
Gaming	33,564	35,200	-1,636	-4.6%	139,203	146,400	-7,197	-4.9%
Minor & Repealed	205	700	-495	-70.7%	-14,252	-9,000	-5,252	-58.4%
<b>TOTAL - NON-TAX REVENUE</b>	<b>172,323</b>	<b>147,500</b>	<b>24,823</b>	<b>16.8%</b>	<b>498,203</b>	<b>425,500</b>	<b>72,703</b>	<b>17.1%</b>
Liquor Store Profits	100,000	100,000	0	0.0%	100,000	100,000	0	0.0%
Licenses & Fees	6,009	9,300	-3,291	-35.4%	45,989	43,700	2,289	5.2%
Miscellaneous	60,419	31,900	28,519	89.4%	320,549	250,100	70,449	28.2%
Fines, Penalties, & Interest	5,895	6,300	-405	-6.4%	31,664	31,700	-36	-0.1%

# MONTHLY REVENUE REPORT

Josh Shapiro, Governor

Patrick M. Browne, Secretary of Revenue



**pennsylvania**  
DEPARTMENT OF REVENUE

NOVEMBER 2023

## MOTOR LICENSE FUND GROWTH

\$K

REVENUE SOURCES	NOVEMBER 2023	NOVEMBER 2022	GROWTH	FISCAL YTD 2023-24	FISCAL YTD 2022-23	GROWTH
<b>TOTAL - MOTOR LICENSE FUND</b>	<b>273,566</b>	<b>257,236</b>	<b>6.3%</b>	<b>1,326,306</b>	<b>1,208,289</b>	<b>9.8%</b>
<b>TOTAL - LIQUID FUELS TAXES</b>	<b>184,086</b>	<b>168,403</b>	<b>9.3%</b>	<b>789,743</b>	<b>755,097</b>	<b>4.6%</b>
Motor Carriers/IFTA	28,973	28,475	1.7%	65,756	70,427	-6.6%
Alternative Fuels	1,513	1,425	6.2%	7,695	7,071	8.8%
Oil Company Franchise	83,481	81,988	1.8%	431,396	406,703	6.1%
Act 89 OCFT - Fuels	11,992	12,676	-5.4%	63,297	61,795	2.4%
Act 89 OCFT - Liquid	58,128	43,839	32.6%	221,598	209,098	6.0%
Minor & Repealed	0	1	-36.4%	2	3	-34.9%
<b>TOTAL - LICENSES AND FEES</b>	<b>82,379</b>	<b>85,940</b>	<b>-4.1%</b>	<b>497,746</b>	<b>438,298</b>	<b>13.6%</b>
Special Hauling Permits	3,073	2,938	4.6%	15,988	14,995	6.6%
Registrations Other States-IRP	17,127	14,715	16.4%	76,991	76,284	0.9%
Operators Licenses	4,816	5,815	-17.2%	32,851	25,384	29.4%
Real ID	584	962	-39.3%	3,339	6,549	-49.0%
Vehicle Registrations & Titling	55,901	61,342	-8.9%	344,528	311,470	10.6%
Miscellaneous Collections	878	167	424.5%	24,049	3,617	565.0%
<b>TOTAL - OTHER MOTOR RECEIPTS</b>	<b>7,101</b>	<b>2,893</b>	<b>145.4%</b>	<b>38,818</b>	<b>14,894</b>	<b>160.6%</b>
Fines, Penalties, & Interest	-2,085	-1,859	-12.2%	-5,849	-3,867	-51.2%
Miscellaneous - Treasury	9,050	4,481	102.0%	43,645	17,584	148.2%
Other Miscellaneous	136	271	-49.9%	1,021	1,177	-13.3%

## MOTOR LICENSE FUND COMPARISON OF ACTUAL TO ESTIMATE

\$K

REVENUE SOURCES	NOVEMBER		DIFFERENCE		FISCAL YTD		DIFFERENCE	
	ACTUAL	ESTIMATED	AMOUNT	PERCENT	ACTUAL	ESTIMATED	AMOUNT	PERCENT
<b>TOTAL - MOTOR LICENSE FUND</b>	<b>273,566</b>	<b>279,360</b>	<b>-5,794</b>	<b>-2.1%</b>	<b>1,326,306</b>	<b>1,336,270</b>	<b>-9,964</b>	<b>-0.7%</b>
<b>TOTAL - LIQUID FUELS TAXES</b>	<b>184,086</b>	<b>188,500</b>	<b>-4,414</b>	<b>-2.3%</b>	<b>789,743</b>	<b>820,700</b>	<b>-30,957</b>	<b>-3.8%</b>
Motor Carriers/IFTA	28,973	30,300	-1,327	-4.4%	65,756	74,000	-8,244	-11.1%
Alternative Fuels	1,513	1,600	-87	-5.4%	7,695	8,000	-305	-3.8%
Oil Company Franchise	83,481	86,900	-3,419	-3.9%	431,396	436,300	-4,904	-1.1%
Act 89 OCFT - Fuels	11,992	12,900	-908	-7.0%	63,297	65,000	-1,703	-2.6%
Act 89 OCFT - Liquid	58,128	56,800	1,328	2.3%	221,598	237,400	-15,802	-6.7%
Minor & Repealed	0	0	0		2	0	2	
<b>TOTAL - LICENSES AND FEES</b>	<b>82,379</b>	<b>86,600</b>	<b>-4,221</b>	<b>-4.9%</b>	<b>497,746</b>	<b>486,800</b>	<b>10,946</b>	<b>2.2%</b>
<b>TOTAL - OTHER MOTOR RECEIPTS</b>	<b>7,101</b>	<b>4,260</b>	<b>2,841</b>	<b>66.7%</b>	<b>38,818</b>	<b>28,770</b>	<b>10,048</b>	<b>34.9%</b>